

Experiment with light levels to create the aesthetics you want. Complement your accent lighting with soft and comfortable illumination.

YORI EVO

for mains and low
voltage tracks

Reggiani

Reggiani





**The
illumination
collective**

Mains Voltage 9

Low Voltage 41

Yori Evo Ghostrack
Yori Pendant Ghostrack
Yori Evo Box
+ Mains Voltage tracks

Yori Evo 48V
Yori Pendant 48V
Yori Linear 48V
+ Low Voltage tracks

Optics & LED 70

Accessories 78

Finishes 82

Controls 84


Codes 89






Same design, different applications

Mains Voltage





Low Voltage

MAINS VOLTAGE

220-240V



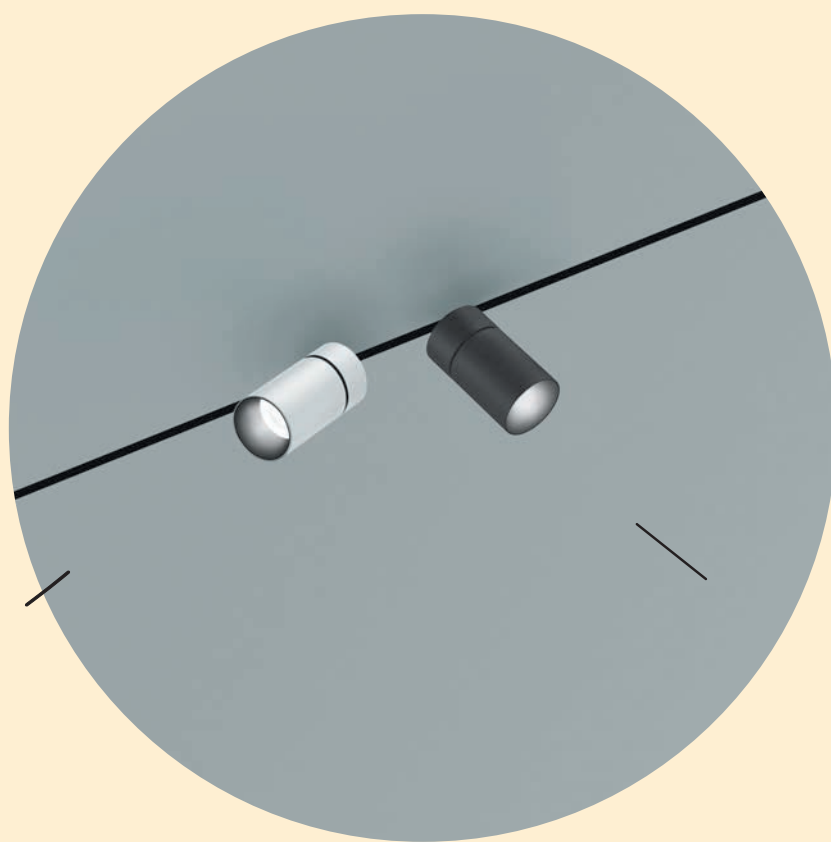
Yori Evo
Ghostrack



Yori Pendant
Ghostrack

Yori Evo
Box

Yori Evo Ghostrack



Mains Voltage

EN Yori Evo Ghostrack lets you create unique lighting schemes and configurations. Its brand new patented technology features an invisible adapter and driver for single or cluster installations on a standard 3-circuit track. Designed to be the perfect solution for accent lighting, it offers a wide range of sizes: now, even wider, thanks to the new mini sizes, Ø 22 mm and Ø 35 mm.

IT Yori Evo Ghostrack offre la possibilità di creare configurazioni e layout illuminotecnici unici. La sua innovativa tecnologia brevettata è dotata di adattatore e driver invisibili, per un'installazione singola o in cluster su binari standard a 3 accensioni. Progettato per essere la soluzione ideale per l'illuminazione d'accento, è disponibile in una vasta gamma di formati: ora, ancora più ampia, grazie alle nuove dimensioni da Ø 22 mm e Ø 35 mm.



1. Yori Evo Ghostrack mounting

2. Ghostrack driver mounting

3. Connection and switch on

13



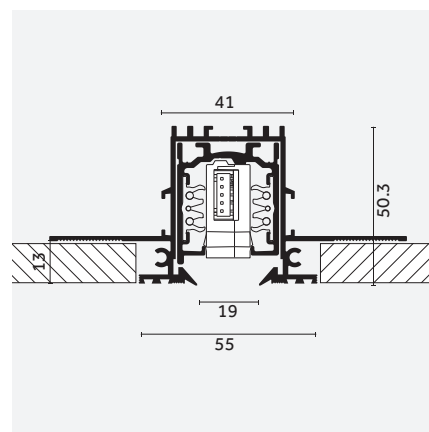
Accessories
p.78



Finishes
p.82



Control systems
p.84

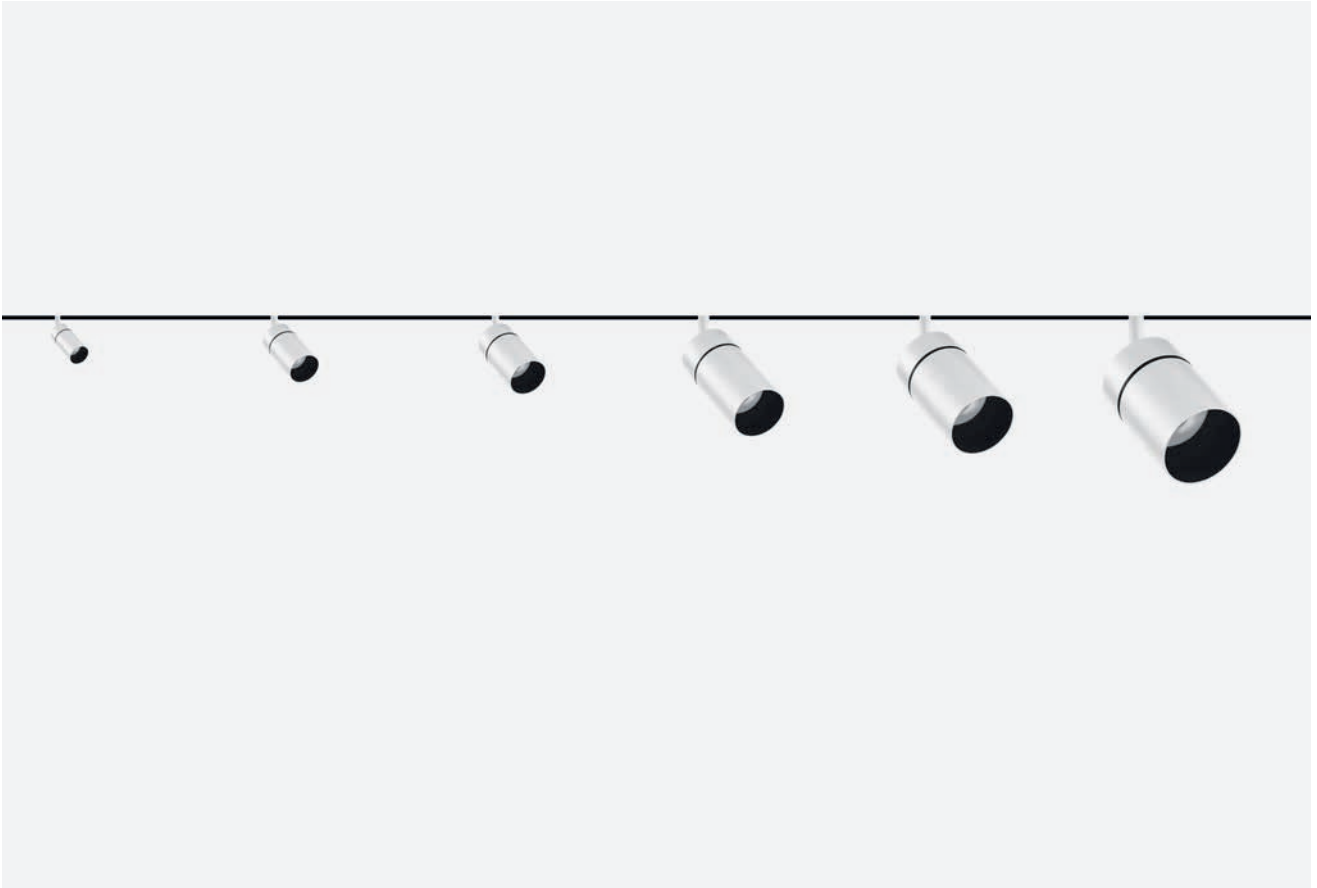


EN Ghostrack driver invisible inside the track

IT Ghostrack driver invisibile all'interno del binario




Mains Voltage



Ø 22 mm	Ø 35 mm	Ø 43 mm	Ø 60 mm	Ø 75 mm	Ø 95 mm
POWER LED 2 W 140 lm - 200 lm L90 B10=50,000h 2700K, 3000K, 4000K SDCM <3 CRI >80, CRI >90	POWER LED 2,7 W 270 lm - 372 lm L90 B10=50,000h 2700K, 3000K, 4000K SDCM <3 CRI >80, CRI >90	POWER LED 2,5 W, 4 W, 9 W 215 lm - 940 lm L90 B10=50,000h 2700K, 3000K, 4000K SDCM <3 CRI >80, CRI >90	COBLED 9 W, 12 W, 17 W 960 lm - 2400 lm L90 B10=50,000h 2700K, 3000K, 4000K SDCM <2 <3 CRI >80, CRI >90, CRI >98	COBLED 12 W, 17 W, 24 W, 28 W 1323 lm - 4054 lm L90 B10=50,000h 2700K, 3000K, 4000K SDCM <2 <3 CRI >80, CRI >90, CRI >98	COBLED 12 W, 17 W, 24 W, 33 W 1323 lm - 4695 lm L90 B10=50,000h 2700K, 3000K, 4000K SDCM <2 <3 CRI >80, CRI >90, CRI >98
		Warm Dimming COB LED 6,5 W 10 lm - 550 lm L70 B50=50,000h 1800K-2800K SDCM <4 CRI >95	Warm Dimming COB LED 12 W 100 lm - 1000 lm L70 B50=50,000h 1700K-3000K SDCM <4 CRI >95	Warm Dimming COB LED 25 W 100 lm - 2500 lm L70 B50=50,000h 1700K-3000K SDCM <4 CRI >95	Warm Dimming COB LED 33 W 100 lm - 3100 lm L70 B50=50,000h 1700K-3000K SDCM <4 CRI >95

*Cluster configuration with 220 mm adapter/*Configurazione cluster con adattatore da 220 mm


Yori Pendant Ghostrack



Mains Voltage

EN From the Yori Evo Ghostrack family, a new line of suspension luminaires is born: Yori Ghostrack Pendant allows a discreet installation thanks to the invisible adapter and driver. It comes in four different sizes and a wide range of finishes.


IT Dalla famiglia Yori Evo Ghostrack, nasce una nuova linea di apparecchi a sospensione: Yori Ghostrack Pendant consente un'installazione discreta grazie all'adattatore e al driver invisibili. È disponibile in quattro diverse dimensioni e con una vasta gamma di finiture.



1. Yori Pendant Ghostrack mounting



2. Ghostrack driver mounting



3. Connection and switch on

17



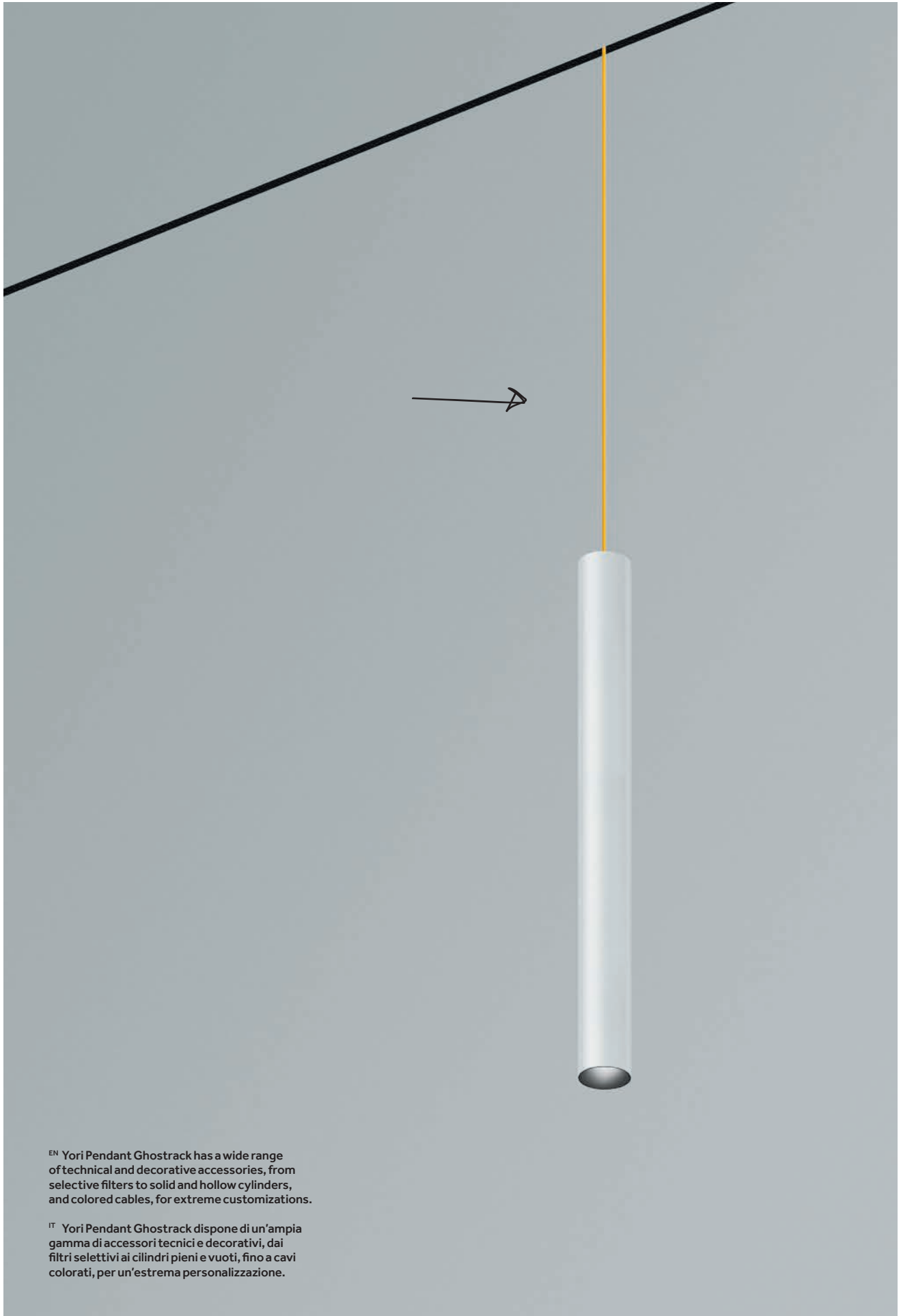
Accessories
p.78



Finishes
p.82



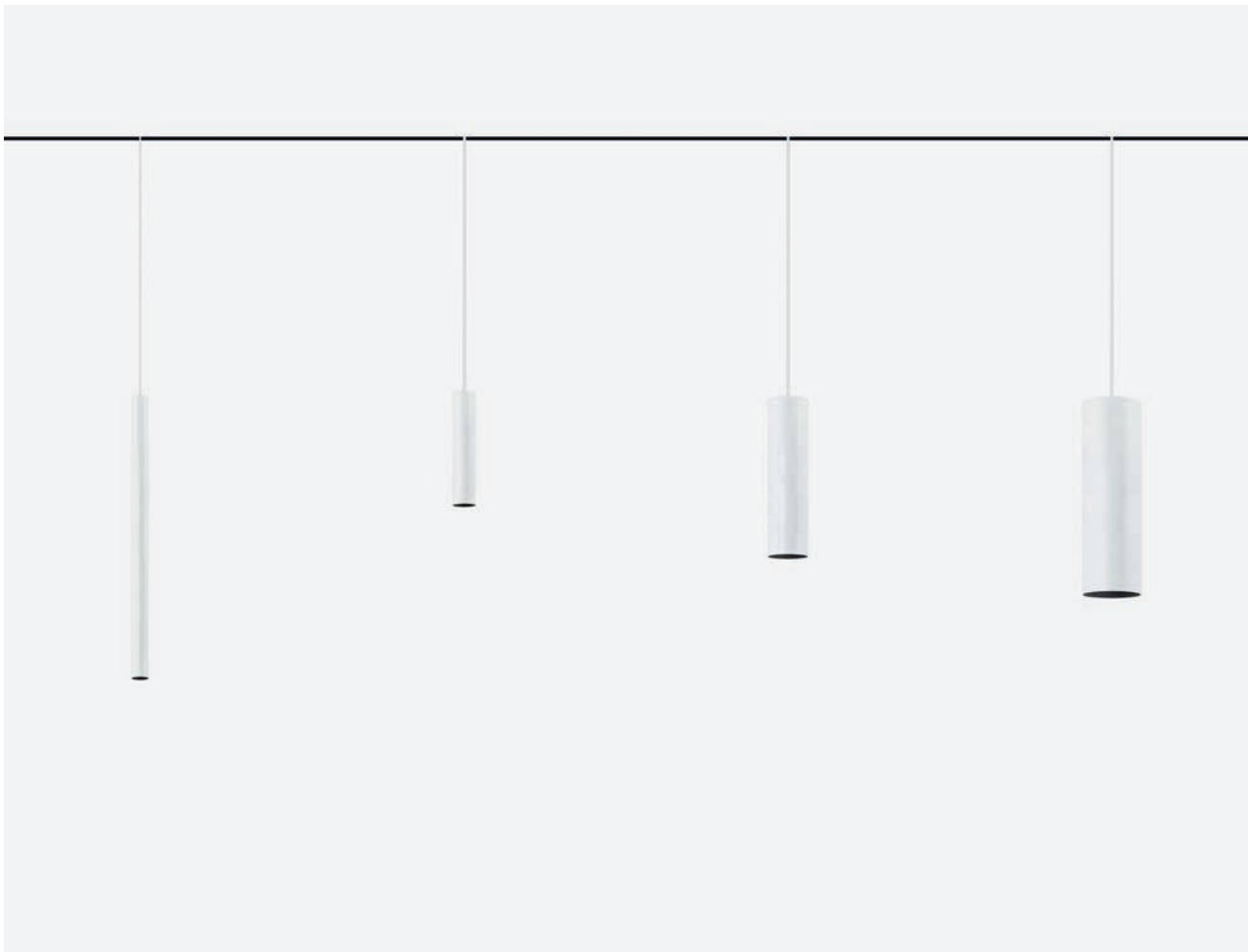
Control systems
p.84



^{EN} Yori Pendant Ghostack has a wide range of technical and decorative accessories, from selective filters to solid and hollow cylinders, and colored cables, for extreme customizations.

^{IT} Yori Pendant Ghostack dispone di un'ampia gamma di accessori tecnici e decorativi, dai filtri selettivi ai cilindri pieni e vuoti, fino a cavi colorati, per un'estrema personalizzazione.

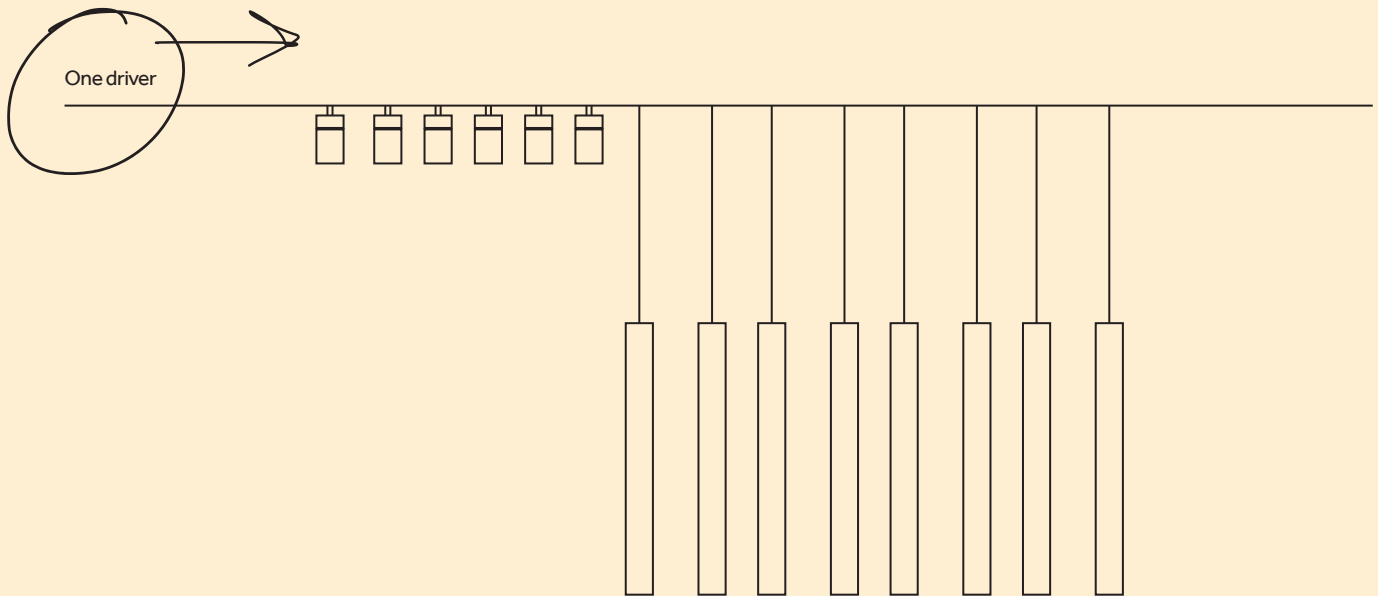
Mains Voltage



Ø 22 mm	Ø 35 mm	Ø 60 mm	Ø 95 mm
<p>POWER LED 2 W 140 lm - 200 lm L90 B10=50,000h 2700 K, 3000 K, 4000 K SDCM <3 CRI >80, CRI >90</p>	<p>POWER LED 2,7 W 270 lm - 372 lm L90 B10=50,000h 2700 K, 3000 K, 4000 K SDCM <3 CRI >80, CRI >90</p>	<p>COB LED 9 W, 12 W 1050 lm - 1775 lm L90 B10=50,000h 2700 K, 3000 K, 4000 K SDCM <3 CRI >85, CRI >90</p> <p>Warm Dimming COB LED 6 W, 12 W 100 lm - 1000 lm L70 B50=50,000h 1700 K-3000 K SDCM <4 CRI >95</p>	<p>COB LED 12 W, 17 W, 24 W 1491 lm - 3602 lm L90 B10=50,000h 2700 K, 3000 K, 4000 K SDCM <2, <3 CRI >80, CRI >90</p> <p>Warm Dimming COB LED 25 W 100 lm - 2500 lm L70 B50=50,000h 1700 K-3000 K SDCM <4 CRI >95</p>

Choose or create your Ghostrack cluster

- Yori Evo Ghostrack
- Yori Pendant Ghostrack

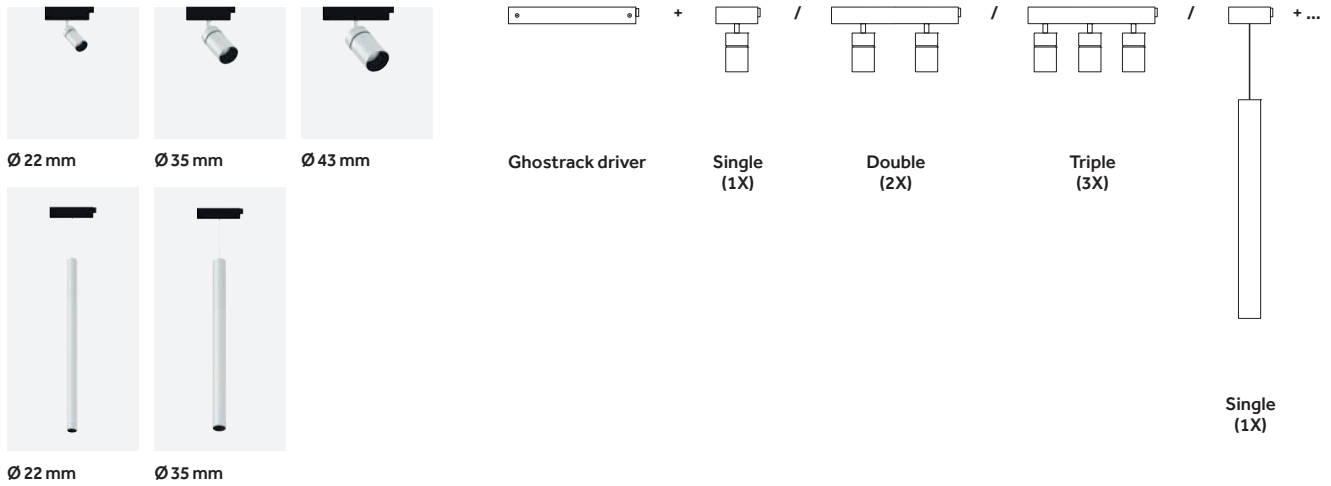


Mains Voltage

Create your custom cluster:

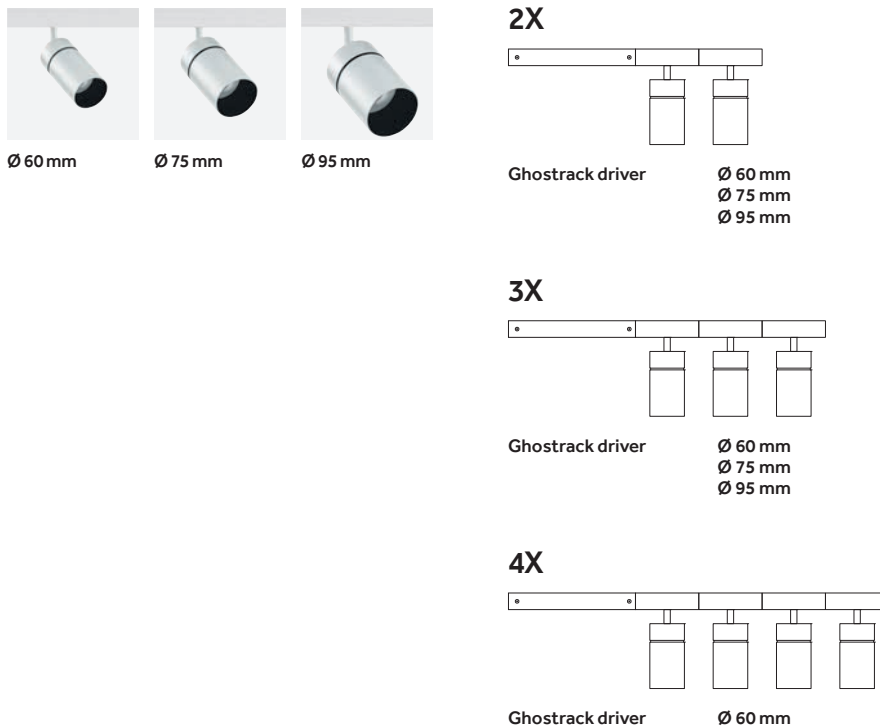
- ^{EN} 1. Choose one size (Ø22, Ø35, Ø43 mm)
 2. Check the Ghostrack driver chart (p.119/127) to know the min/max number of products to connect (from 1 to 15)
 3. Create your custom cluster

- ^{IT} 1. Scegli una misura (Ø22, Ø35, Ø43 mm)
 2. Controlla la tabella Ghostrack driver (p.119/127) per conoscere il numero minimo/massimo di prodotti utilizzabili (da 1 a 15)
 3. Crea il tuo cluster personalizzato



Choose a standard cluster:

- ^{EN} For the Ø60mm, Ø75mm and Ø95mm sizes you can choose between different cluster models of 2X, 3X or 4X (or single spot option)
^{IT} Per le misure Ø60mm, Ø75mm e Ø95mm puoi scegliere tra diversi modelli di cluster da 2X, 3X o 4X (o l'opzione con singolo spot)




and customize it

^{EN} Customize your Ghostrack cluster with an optional spacer. The spacer comes in a number of lengths and can be used for flexible positioning of the projectors, using the track to create the configuration that best meets the lighting design needs.

^{IT} Personalizza il tuo cluster Ghostrack con uno spacer accessorio. Disponibile in diverse lunghezze, lo spacer è un distanziale che permette di posizionare i proiettori con flessibilità realizzando sul binario la configurazione più adatta alle esigenze illuminotecniche del progetto.

22 Spacers



Standard spacers:

- 110 mm
- 220 mm



Customizable spacers:

- 300 mm
- 400 mm
- 600 mm
- 800 mm
- 1000 mm
- 1200 mm

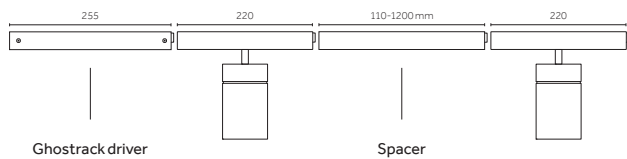
^{EN} The customizable spacers can be cut to size to suit the desired distance between luminaires.

^{IT} Gli spacer personalizzabili possono essere tagliati a misura per differenti esigenze di inter-distanza tra gli apparecchi.

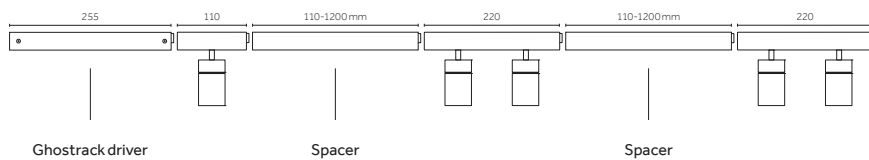
Mains Voltage

Examples:

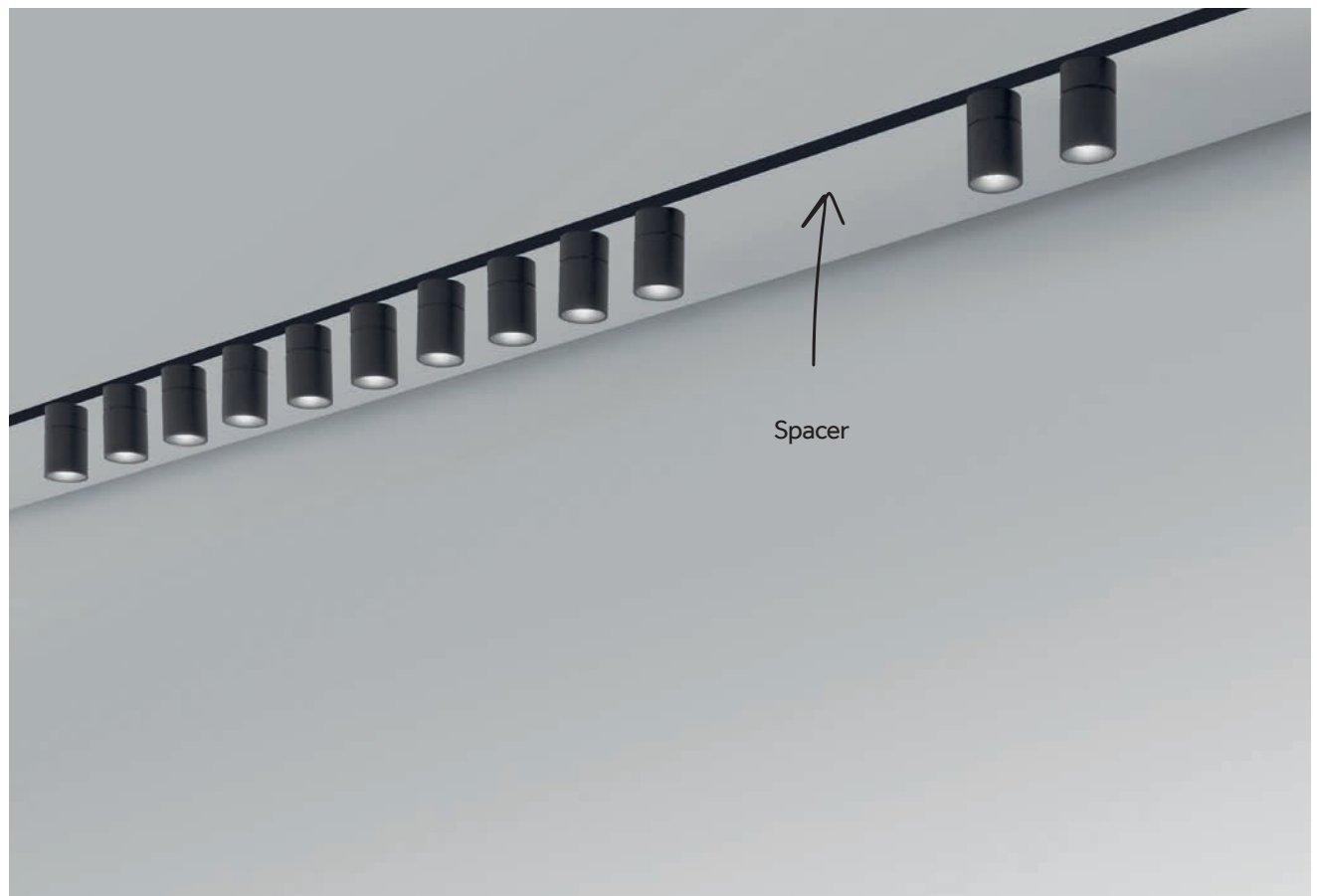
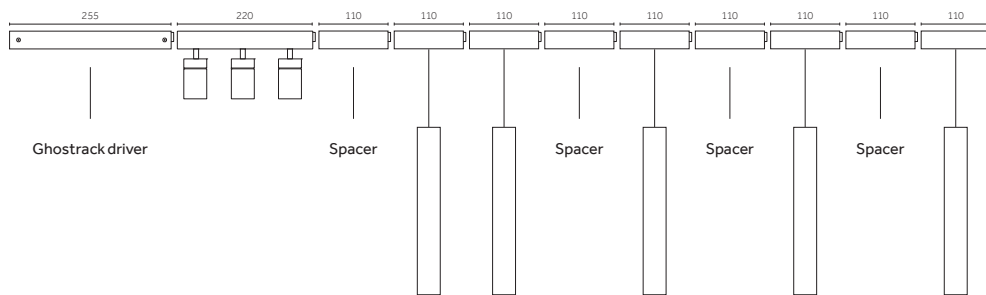
Ø75 mm | Cluster (2X) + 1 Spacer




Ø43 mm | Cluster (1 to 14) + 2 Spacers



Ø22 mm | Cluster (1 to 14) + 4 Spacers



Yori Evo Box



Mains Voltage

^{EN} The Yori Box projector has been developed and advanced to create Yori Evo Box, which extends the specific features of the Yori Box range to a new, powerful luminaire with a simple, elegant design. It comes in four sizes and has an outstanding lumen output up to 4520 lm. It offers a wide range of control systems, including Dimmer on board and Bluetooth. The accessories that complete this family make it even more versatile.

^{IT} Dallo sviluppo e evoluzione del proiettore a binario Yori Box, Yori Evo Box amplia le specifiche peculiarità della gamma Yori Box in un nuovo apparecchio flessibile e dal design semplice e elegante. È disponibile in quattro dimensioni e vanta un eccezionale lumen output fino a 4520 lm. Offre un'ampia gamma di sistemi di controllo, tra cui Dimmer on board e Bluetooth. Gli accessori che completano la famiglia rendono questo prodotto ancora più versatile.



^{EN} Integrated Bluetooth technologies
^{IT} Tecnologie Bluetooth integrate

^{EN} Dimmer on board
^{IT} Dimmer on board




Accessories
p.78



Finishes
p.82

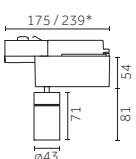
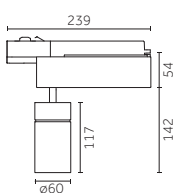
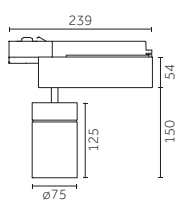
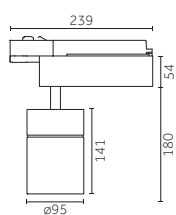


Control systems
p.84



Mains Voltage



Ø 43 mm	Ø 60 mm	Ø 75 mm	Ø 95 mm
			
<p>POWER LED 4 W, 9 W 410 lm - 940 lm L90 B10=50,000h 2700 K, 3000 K, 4000 K SDCM <3 CRI >80, CRI >90</p>	<p>COB LED 9 W, 12 W, 17 W 725 lm - 2400 lm L90 B10=50,000h 2700 K, 3000 K, 4000 K SDCM <2 <3 CRI >80, CRI >90, CRI >98</p>	<p>COB LED 12 W, 17 W, 24 W, 28 W 1323 lm - 4054 lm L90 B10=50,000h 2700 K, 3000 K, 4000 K SDCM <2 <3 CRI >80, CRI >90, CRI >98</p>	<p>COB LED 12 W, 17 W, 24 W, 33 W, 37 W 1323 lm - 5090 lm L90 B10=50,000h 2700 K, 3000 K, 4000 K SDCM <2 <3 CRI >80, CRI >90, CRI >98</p>
<p>Warm Dimming COB LED 6,5 W 10 lm - 550 lm L70 B50=50,000h 1800 K - 2800 K SDCM <4 CRI >95</p>	<p>Warm Dimming COB LED 12 W 100 lm - 1000 lm L70 B50=50,000h 1700 K - 3000 K SDCM <4 CRI >95</p>	<p>Warm Dimming COB LED 25 W 100 lm - 2500 lm L70 B50=50,000h 1700 K - 3000 K SDCM <4 CRI >95</p>	<p>Warm Dimming COB LED 33 W 100 lm - 3100 lm L70 B50=50,000h 1700 K - 3000 K SDCM <4 CRI >95</p>

*Phase-cut / DALI / Dimmer on board / Bluetooth


Mains Voltage tracks

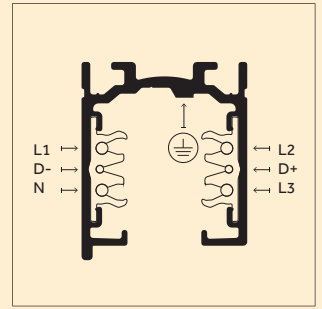
NEW



Track
Recessed


Track
Surface/Pendant






EN 3-circuit standard tracks
 IT Binari Standard a 3 accensioni

NEW



H Track
 Surface/Pendant

H Track
 Pendant - Indirect



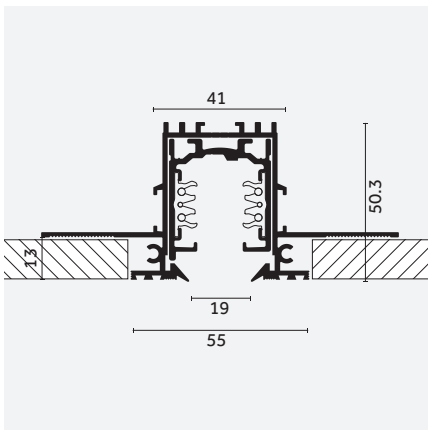
Supertrack



Mains Voltage tracks

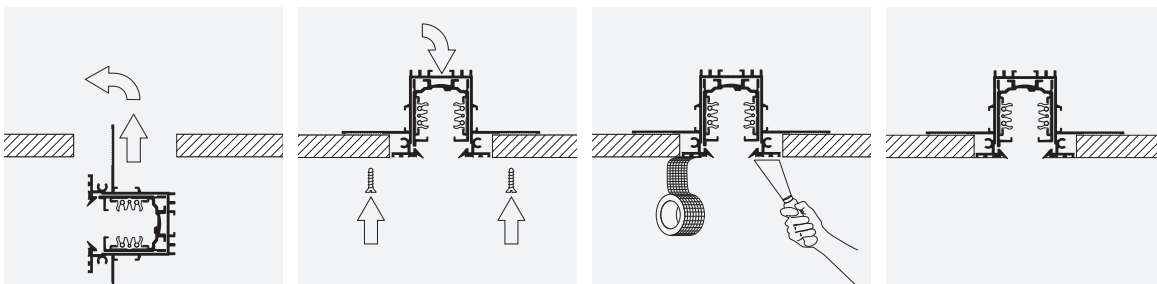
EN Complete integration with ceilings and walls: our new Supertrack, with its super narrow width of 19 mm, works in harmony with any kind of architecture and space. Its restrained height allows installation even when there is little space available in the false ceiling. Being almost invisible and super flexible, it's a particularly versatile solution for retail and hospitality.

IT Completa integrazione con soffitti e pareti: il nostro nuovo Supertrack, grazie alla larghezza ridotta, di soli 19 mm, si inserisce con discrezione in qualsiasi tipo di architettura e spazio. La sua altezza contenuta consente l'installazione anche quando c'è poco spazio disponibile nel controsoffitto. L'eccezionale adattabilità e il suo essere quasi invisibile lo rendono una soluzione particolarmente versatile per il mondo del retail e dell'hospitality.



EN Supertrack: recessed trimless track with minimal size

IT Supertrack: binario recessed trimless con minimi ingombri



EN Easy and fast installation


IT Installazione semplice e veloce

Supertrack


EN Lines help defining spaces, framing interiors or simply catching the eye. Supertrack support your creativity and any particular architectural needs, allowing you to create endless geometric configurations.

IT Le linee aiutano a definire gli spazi, incorniciarli o semplicemente a catturare l'attenzione. Supertrack supporta la tua creatività e qualunque esigenza architettonica, permettendoti di creare infinite configurazioni geometriche.


32



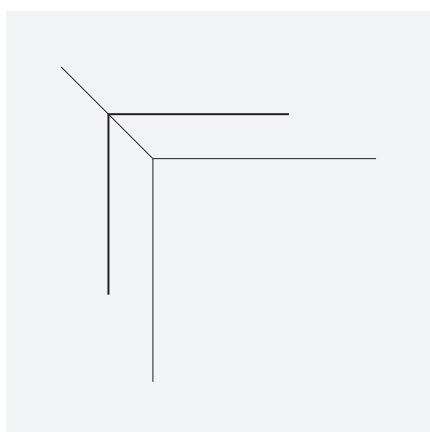
EN "L" configuration
IT Configurazione a "L"



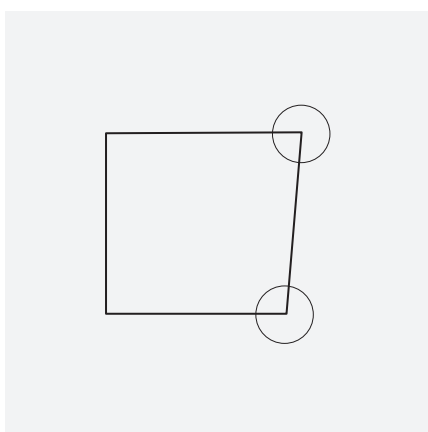
EN "U" configuration
IT Configurazione a "U"




EN Square configuration
IT Configurazione quadrata



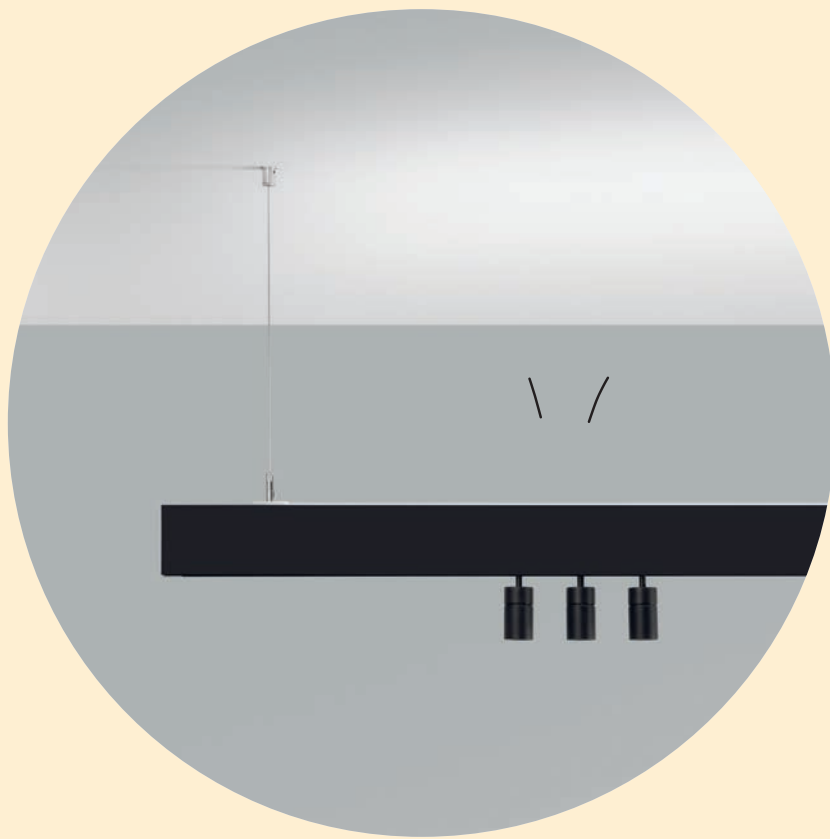
EN Wall-Ceiling configuration
IT Configurazione parete-soffitto



EN Custom configuration on request
IT Configurazione custom su richiesta



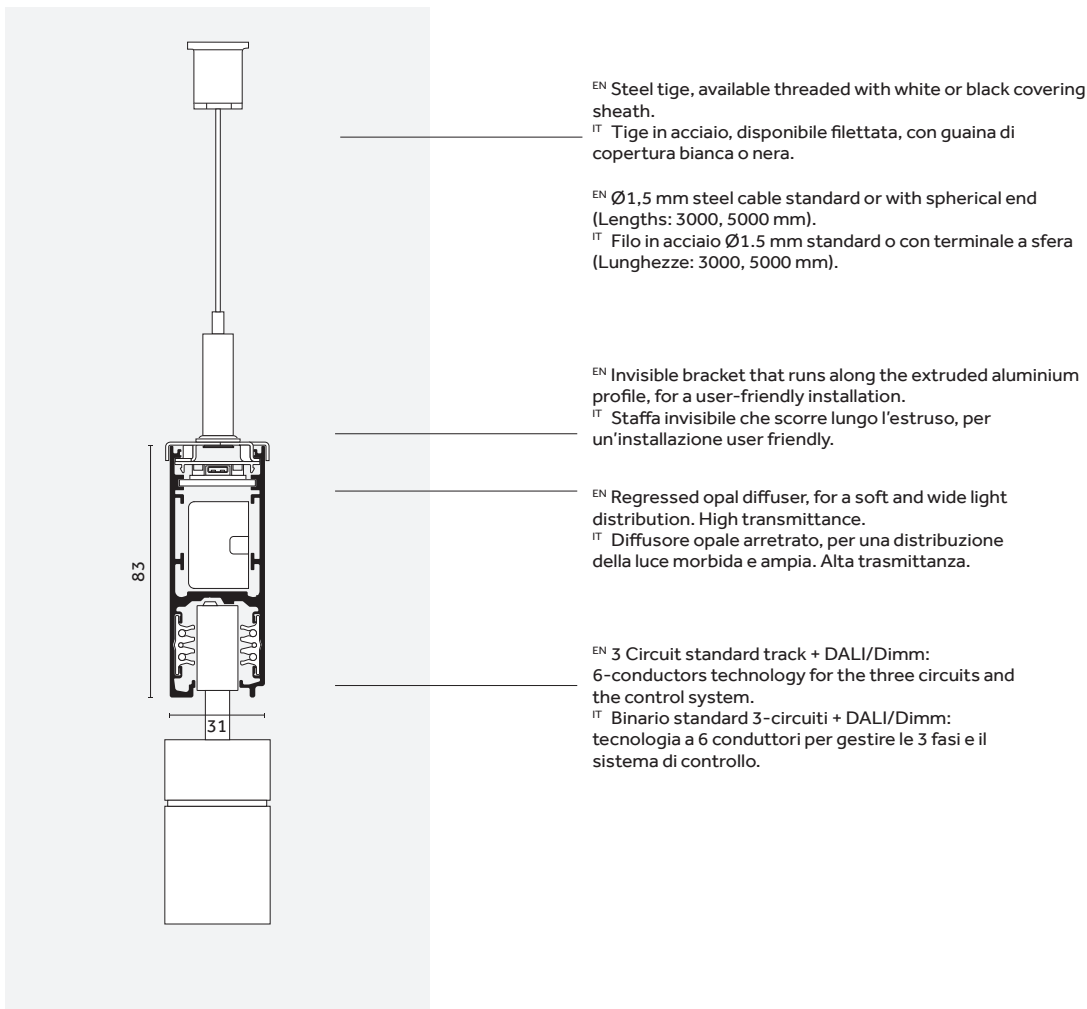
H track



Mains Voltage tracks

EN The brand new H-Track is designed to meet both the functional and aesthetic needs of any architectural project. It offers the flexibility of a 3-phase track together with the visual comfort of indirect lighting. It can be installed at the height you prefer and combined with any Yori Evo Ghostrack luminaire, to realize an infinite range of lighting configurations. The indirect lighting from the upper compartment creates a more spacious feeling while emphasizing the architecture of the spaces.

IT Il nuovissimo H-Track è progettato per soddisfare le esigenze funzionali ed estetiche di qualsiasi progetto architettonico. Offre la flessibilità di un binario trifase combinata al comfort visivo dell'illuminazione indiretta. Può essere installato all'altezza che preferisci e combinato con qualsiasi apparecchio Yori Evo Ghostrack, per realizzare un'infinita gamma di configurazioni illuminotecniche. L'illuminazione indiretta dal vano superiore rende gli spazi visivamente più ampi e allo stesso tempo enfatizza l'architettura degli interni.



EN Maximum number of modules connectable in continuous line: 60 modules of 1402 mm, 30 modules of 2805 mm, power cable section 1.5 mm²
IT Numero massimo di moduli collegabili in linea continua: 60 moduli da 1402 mm, 30 moduli da 2805 mm, cavo di alimentazione sezione 1,5 mm²



Mains Voltage tracks



37


H Track





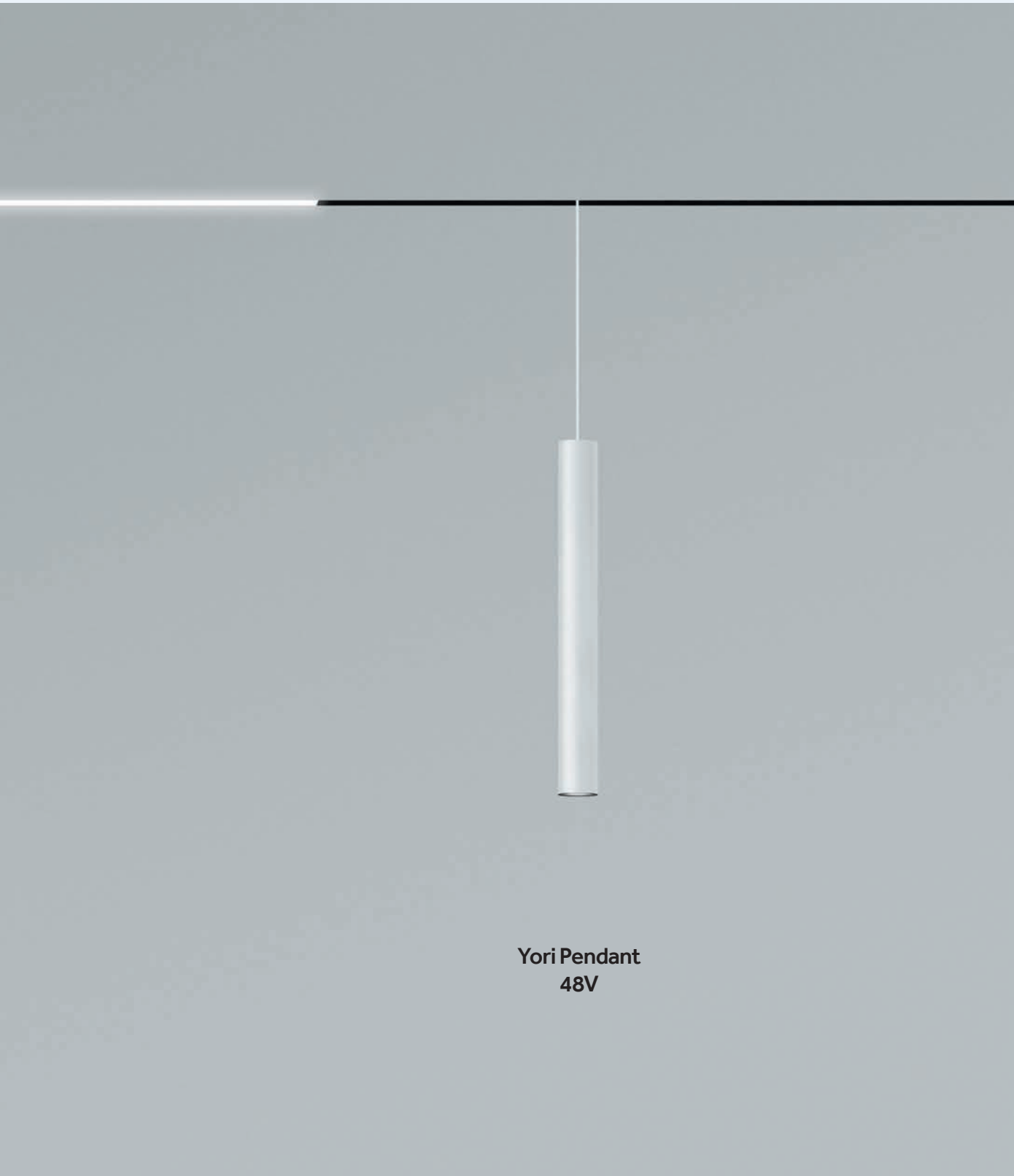
LOW VOLTAGE

48V



Yori Evo
48V

Yori Linear
48V

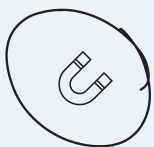


**Yori Pendant
48V**

Yori Evo 48V



44



Low Voltage

^{EN} Yori Evo family has evolved and widened, now including a 48V low-voltage tracks version available both as adjustable spotlight and as pendant in four different sizes. In presenting a product or a piece of art, light plays an essential role: that's why Yori Evo 48V adds new dimensions, performances and unique flexibility to the gamma. Its outstanding CRI>98 option, enhances colours authenticity and materiality, adding value to any sales item or art object and drawing viewer's attention to it.

^{IT} La famiglia Yori Evo si è evoluta e ampliata, e ora include una versione per binari a bassa tensione da 48V, disponibile sia come spot orientabile che come pendente, in quattro diverse dimensioni. Nel presentare un prodotto o un'opera d'arte, la luce gioca un ruolo essenziale: per questo Yori Evo 48V aggiunge ora alla gamma nuove dimensioni, performance e una flessibilità unica. La versione con lo straordinario CRI>98 accentua l'autenticità e la materialità dei colori, attirando l'attenzione dell'osservatore e dando un valore aggiunto a qualsiasi prodotto o oggetto d'arte.




^{EN} No tools needed for mounting, thanks to the magnetic fixing.

^{IT} Montaggio senza attrezzi, grazie al fissaggio magnetico.



^{EN} Thanks to the magnetic fixing it's possible to move the spots anytime, even when they are on.

^{IT} Grazie al fissaggio magnetico è possibile spostare gli spot in qualunque momento, anche mentre sono accesi.



Accessories
p.78



Finishes
p.82




Control systems
p.84



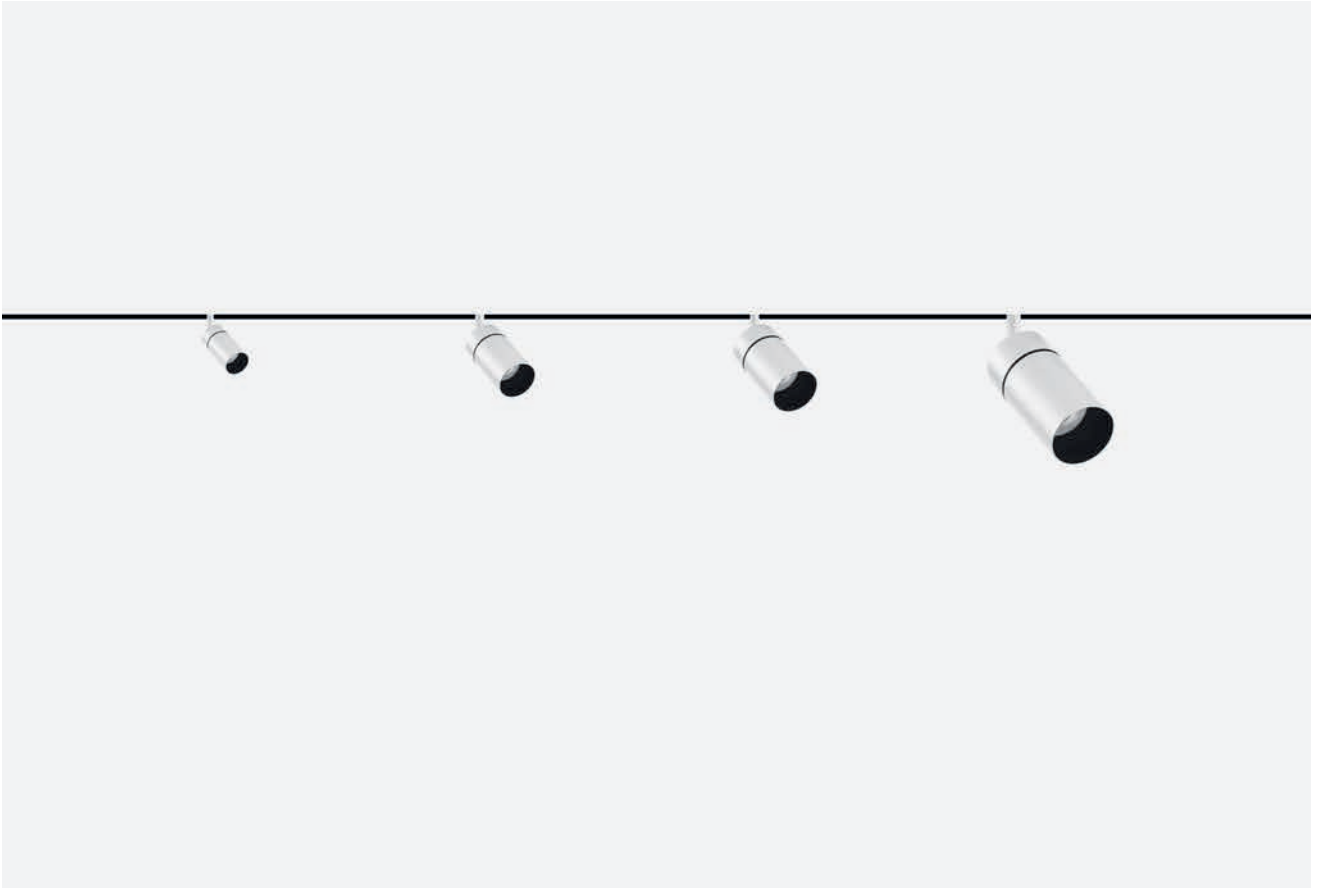
^{EN} Magnetic fixing
^{IT} Fissaggio magnetico

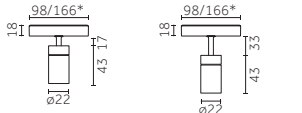
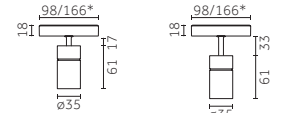
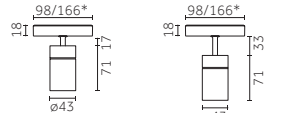
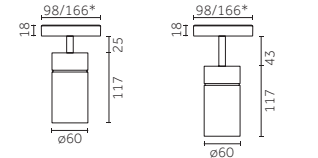


^{EN} Dimmer on board available: make lights adjustments at any time.
^{IT} Disponibile con Dimmer on board: regola la luce, quando e come vuoi.



Low Voltage

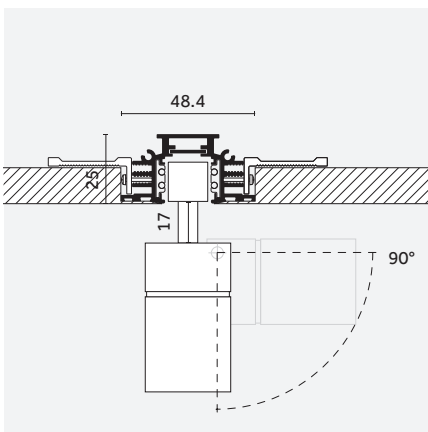


Ø 22 mm	Ø 35 mm	Ø 43 mm	Ø 60 mm
			
<p>POWER LED 2 W 140 lm-200 lm L90 B10=50,000h 2700K, 3000K, 4000K SDCM <3 CRI >80, CRI >90</p>	<p>POWER LED 2,4 W, 3,5 W 210 lm - 413 lm L90 B10=50,000h 2700K, 3000K, 4000K SDCM <3 CRI >80, CRI >90</p>	<p>POWER LED 4 W, 9 W 410 lm - 940 lm L90 B10=50,000h 2700K, 3000K, 4000K SDCM <3 CRI >80, CRI >90</p>	<p>COB LED 9 W, 12 W, 17 W 725 lm-2400 lm L90 B10=50,000h 2700K, 3000K, 4000K SDCM <2 <3 CRI >80, CRI >90</p>

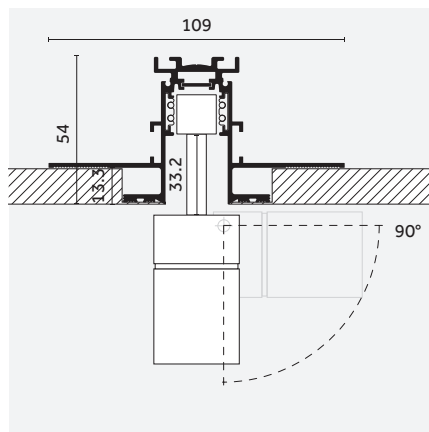
*166 mm DALI adapter




48




EN Standard arm for standard profiles
 IT Braccio standard per profili standard



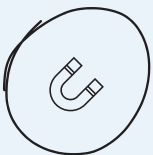
EN Long arm for high profiles
 IT Braccio lungo per profili alti



Yori Pendant 48V



50



Low Voltage

EN Yori Evo Pendant 48V extends again the several application of Yori range. Minimal and elegant, thanks to the extensive selection of finishes and to the particularly wide range of sizes, it offers endless combinations.

IT Yori Evo Pendant 48V estende ancora di più le possibilità di applicazione della gamma Yori. Minimal e sofisticato, offre infinite combinazioni grazie alla sua vasta gamma di finiture e alle numerose dimensioni disponibili.



51




Accessories
p.78



Finishes
p.82




Control systems
p.84



^{EN} Yori Pendant 48V has a wide range of technical and decorative accessories, from selective filters to solid and hollow cylinders, for extreme customizations.


^{IT} Yori Pendant 48V dispone di un'ampia gamma di accessori tecnici e decorativi, dai filtri selettivi ai cilindri pieni e vuoti, per un'estrema personalizzazione.



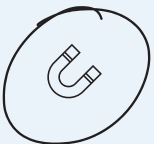
Ø 22 mm	Ø 35 mm	Ø 60 mm
<p>POWER LED 2 W 140lm-200lm L90 B10=50,000h 2700K, 3000K, 4000K SDCM <3 CRI >80, CRI >90</p>	<p>POWER LED 2,4 W, 3,5 W 210lm - 415lm L90 B10=50,000h 2700K, 3000K, 4000K SDCM <3 CRI >80, CRI >90</p>	<p>COBLED 9 W 725lm-1360lm L90 B10=50,000h 2700K, 3000K, 4000K SDCM <2 <3 CRI >80, CRI >90</p>

*166 mm DALI adapter

Yori Linear 48V




54



Low Voltage

^{EN} Yori Linear 48V is available in a number of different lengths and can be used to complement accent lighting to create lines of light and unusual architectural schemes. It comes with three different diffusers: Opal, for soft and diffuse lighting; Prismatic, for more control; UGR, to reduce glare, especially in work places.

^{IT} Yori Linear 48V è disponibile in diverse lunghezze e può essere utilizzato come complemento per luce d'accento, per creare linee di luce e configurazioni architettoniche insolite. Viene fornito con tre diversi diffusori: Opal, per un'illuminazione morbida e diffusa; Prismatic, per maggior controllo; UGR, per ridurre l'abbagliamento, soprattutto nei luoghi di lavoro.



^{EN} No tools needed for mounting, thanks to the magnetic fixing.


^{IT} Montaggio senza attrezzi grazie al fissaggio magnetico




Control systems
p.84



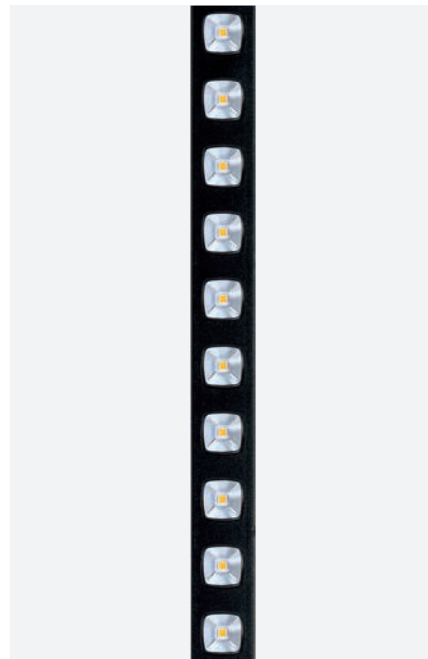
Low Voltage



Yori Linear 48V
Opal diffuser



Yori Linear 48V
Prismatic diffuser

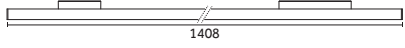
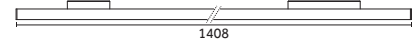
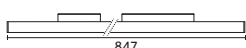
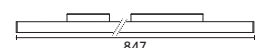
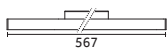


Yori Linear 48V
UGR <19

Yori Linear 48V - Opal diffuser	Yori Linear 48V - Prismatic diffuser	Yori Linear 48V - UGR<19
---------------------------------	--------------------------------------	--------------------------



High-Performance



MIDPOWERLED
5,4W, 10,8W, 16,2W, 21,6W, 27W
731 lm-4050lm
L90 B5=50,000h
2700K, 3000K, 4000K
SDCM <3
CRI >90


MIDPOWERLED
5,4W, 10,8W, 16,2W, 21,6W, 27W
731 lm-4050lm
L90 B5=50,000h
2700K, 3000K, 4000K
SDCM <3
CRI >90

MIDPOWERLED
4,3W, 8,6W, 12,9W, 15,4W
569lm-2235lm
L90 B5=50,000h
2700K, 3000K, 4000K
SDCM <3
CRI >90

High-Performance
9,9W, 15W
1079lm-1679lm
L90 B10=50,000h
2700K, 3000K, 4000K
SDCM <3
CRI >90

^{EN} The European UNI-EN 12464-1 standard establishes the correct lighting for internal work environments. The most important factor to consider is the glare, which is measured with the UGR scale (Unified Glare Rating), the lower the value, the lesser the glare will be. Yori Linear 48V guarantees excellent visual comfort in different work environments, but also in schools and hospitals, thanks to an extremely low UGR value (<19).

^{IT} La norma europea UNI-EN 12464-1 stabilisce la corretta illuminazione per gli ambienti di lavoro interni. Il fattore più importante da considerare è l'abbagliamento, che si misura con la scala UGR (Unified Glare Rating): più il valore è basso e minore sarà l'abbagliamento. Yori Linear 48V garantisce un eccellente benessere visivo in diversi ambienti di lavoro, ma anche per le scuole o gli ospedali, grazie a un valore UGR straordinariamente basso (<19).





1,95 m


UGR<19

0,75 m



UGR < 19
Luminaire height: 1,95 m
Worktable height: 0,75 m
Efficacy up to 100 lm/W

Low Voltage tracks




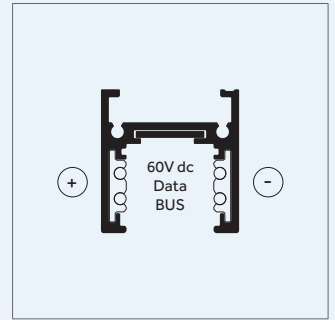
Track 48V
Recessed
Trim

Track 48V
Recessed
Trimless

Track 48V
High Recessed
Trimless

Track 48V
Surface slim






^{EN} Low Voltage tracks
^{IT} Binari Low Voltage

**Track 48V
 Surface/Pendant**

**Track 48V
 High Surface/Pendant**

**Track 48V
 High Pendant - Indirect**




Low Voltage tracks Recessed



Track 48V
Recessed Trim



Track 48V
Recessed Trimless



Track 48V
High Recessed Trimless

Low Voltage tracks Surface/Pendant




Track 48V
Surface Slim



Track 48V
Surface/Pendant



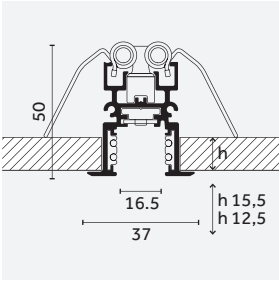
Track 48V High
Surface/Pendant



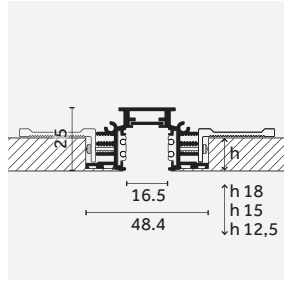
Track 48V High
Pendant - Indirect

Low Voltage Tracks

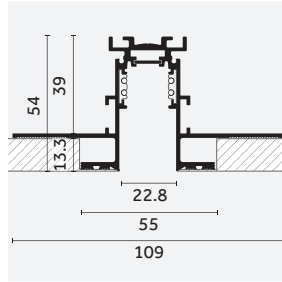
Low Voltage tracks Recessed



Track 48V
Recessed Trim

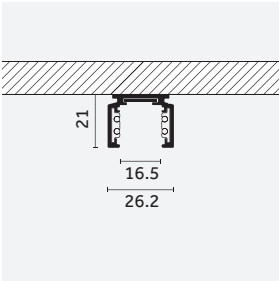


Track 48V
Recessed Trimless

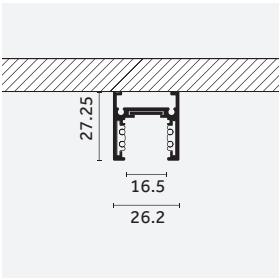


Track 48V
High Recessed Trimless

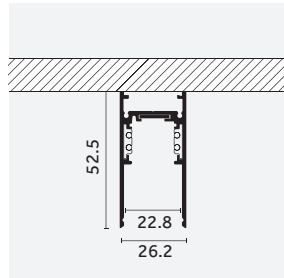
Low Voltage tracks Surface/Pendant



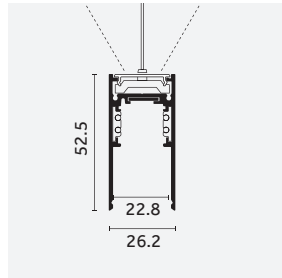
Track 48V
Surface Slim



Track 48V
Surface/Pendant




Track 48V High
Surface/Pendant



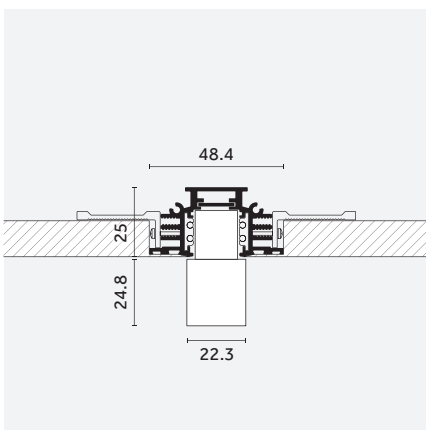
Track 48V High
Pendant - Indirect

EN The Low Voltage tracks give you the freedom of making endless combinations. The same product on different tracks has different aesthetic effects. Like Yori Linear 48V: minimal or drop, depending on your lighting project.

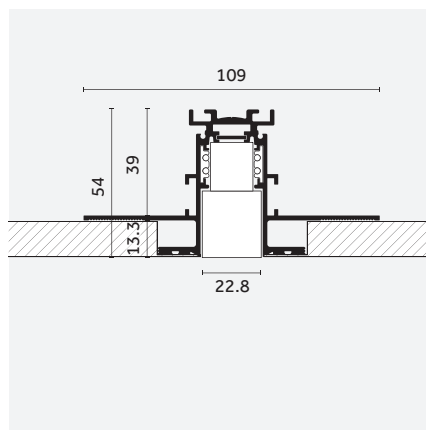
IT I binari Low Voltage ti danno la libertà di creare infinite combinazioni. Lo stesso prodotto su diversi binari porta a differenti effetti estetici. Come Yori Linear 48V: invisibile o drop, a seconda del progetto di illuminazione.



64



EN Yori Linear 48V on Track 48V Recessed Trimless
IT Yori Linear 48V su Track 48V Recessed Trimless



EN Yori Linear 48V on Track 48V High Recessed Trimless
IT Yori Linear 48V su Track 48V High Recessed Trimless

Low Voltage Tracks







Optics & LED	70
-------------------------	-----------

Accessories	78
--------------------	-----------


Finishes	82
-----------------	-----------

Controls	84
-----------------	-----------

Codes	89
--------------	-----------


New ranges of interchangeable optics:
Precision for high candela values and super
narrow beams, Performance for high
lumen output and high efficacy.

70



Precision

Super narrow, narrow, medium
High candela value up to 50.000 cd
with controlled and soft distribution



Performance

Narrow, medium, medium-wide, wide
High efficacy up to 118 lm/w with unique
performance never seen before

Precision




^{EN} System of interchangeable lenses made of temperature-resistant plastic (stabilised up to 140°C), self-extinguishing (V0 rating), with LOR up to 89%. Very narrow, narrow and medium beams with luminous intensity of up to 50,000 cd.

72

^{IT} Sistema di lenti intercambiabili in materiale plastico resistente ad alte temperature, stabilizzate fino a 140°, autoestinguente V0 con efficienza fino all'89%. Fasci molto stretti, stretti e medi con valori di intensità fino a 50.000cd.

Ø 22 mm




Narrow/
Stretto
B 10°

Medium/
Medio
E 28°

Wide/
Largo
H 33°

Ø 35 mm




Very narrow/
Molto stretto
B 10°

Medium/
Medio
E 22°

Large/
Largo
H 31°

Ø 43 mm




Very narrow/
Molto stretto
A 8°

Narrow/
Stretto
B 11°

Medium/
Medio
E 23°

Wide/
Largo
H 40°

Ø 60 mm




Very narrow/
Molto stretto
A 8°

Narrow/
Stretto
B 12°

Medium/
Medio
E 20°

Wide/
Largo
H 32°

Ø 75 mm




Very narrow/
Molto stretto
A 7°

Narrow/
Stretto
B 12°

Medium/
Medio
E 23°

Ø 95 mm



Very narrow/
Molto stretto
A 7°

Narrow/
Stretto
B 12°

Medium/
Medio
E 23°

Wide/
Largo
H 38°

Very wide/
Largo
M 53°


Performance



^{EN} System of interchangeable reflectors made of 99% pure aluminium, with surface treatment; LOR up to 90%, and anti-reflective safety glass with high light transmission (99%). Narrow, medium and wide beams for luminaire efficacy of up to 120 lm/W.

^{IT} Sistema di riflettori intercambiabili in alluminio puro al 99%, con trattamento superficiale, efficienza fino al 90% e vetro di protezione antiriflesso ad alto indice di trasmissione (99%). Fasci stretti, medi e larghi per efficienze apparecchio fino a 120 lm/W.

Ø 43 mm




Narrow/
Stretto
B 8°

Medium/
Medio
E 18°

Wide/
Largo
H 29°

Ø 60 mm




Narrow/
Stretto
B 13°

Medium/
Medio
E 24°

Wide/
Largo
H 39°

Ø 75 mm




Narrow/
Stretto
B 12°

Medium/
Medio
E 23°

Medium wide/
Medio largo
F 37°

Wide/
Largo
H 48°

Ø 95 mm



Narrow/
Stretto
B 10°

Medium/
Medio
E 20°

Medium wide/
Medio largo
H 31°

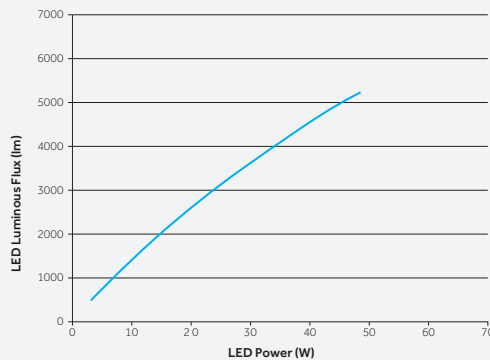
Wide/
Largo
M 40°

A premium light
comes from a
premium LED

CRI>98



COB LED CRI>98



2700 K, 3000 K, 4000 K
SDCM <2, <3
CRI>80, CRI > 90, CRI >98

TM30
Rf: 90, Rg: 100
(3000 K, CRI>90)

L90 B10=50,000h
Ta: 25°
Tc: 85°
~9,000 hr
Lm Maintenance: 98%
(Source: LM80 test report)

Note:
Yori Ø 22, Ø 35, Ø 43, Ø 60
(POWER LED)

R1	R2	R3	R4	R5	R6	R7	R8	R9	R10	R11	R12	R13	R14	R15
100	99	97	99	99	99	99	97	93	97	98	87	99	97	98

^{EN} COB LEDs and POWER LEDs are distinguished by excellent luminous intensity in the smallest sizes now available on the market. This feature means these light sources can be integrated into very compact luminaires with unique performance, very high peak beam intensity (candela) and delivered lumens from 150lm to 4500lm. These light sources are characterised by lumen maintenance at high operating temperatures due to improved efficacy at high temperatures and better optical stability over time.

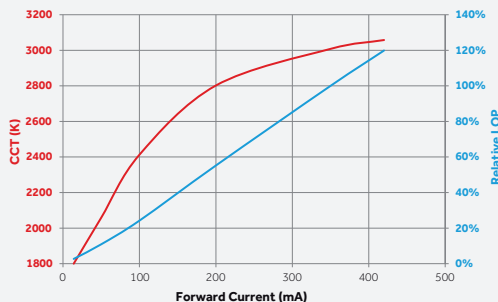


^{IT} I COB LED e POWER LED sono caratterizzati da un'eccellente intensità luminosa nelle dimensioni più ridotte ora disponibili sul mercato. Questa caratteristica consente l'integrazione di queste sorgenti in prodotti dalle dimensioni molto contenute con performance uniche, picchi di intensità in candele molto elevati e lumen delivered da 150lm fino a 4500lm. Queste sorgenti sono caratterizzate da un mantenimento costante nel tempo del livello di lumen ad alte temperature di utilizzo, grazie ad una migliore efficienza ad alte temperature e ad una migliore stabilità ottica nel corso del tempo.

Warm Dimming

^{EN} The new Warm Dimming LED technology can be used to change the lighting to meet the technical and design needs of the moment, creating a pleasant, halogen dimming effect; this soft or accent lighting is perfect for use in hotels, restaurants, wellness centres and homes.

^{IT} La nuova tecnologia LED Warm Dimming offre la possibilità di creare mutevoli atmosfere luminose a seconda dell'esigenza, ricreando il piacevole effetto della dimmerazione alogena; la luce, diffusa o d'accento, si integra alla perfezione in ambienti quali hotel, ristoranti, wellness e residenziali.

COB LED Warm Dimming



1700K-3000K
SDCM <4
CRI >95
L70
B10=50,000h

	R1	R2	R3	R4	R5	R6	R7	R8	R9	R10	R11	R12	R13	R14	R15	
Ra																
1700K	94	94	95	97	90	91	88	97	97	94	92	81	78	93	96	98
3000K	97	95	97	97	97	96	95	99	97	94	97	94	86	95	97	95

^{EN} Our solution combines two chips in a single COB LED. With this configuration, only a single driver supplies power and gradually reduces incoming amps to bring it in line with the desired output. By reducing power supply to the chips, the luminous flux is reduced and consequently the colour temperature resulting from the combination of the individually designated colour temperatures is automatically offset. This technology delivers a very wide range of adjustment for luminous intensity, with a very gentle, gradual change in colour temperature (from no more than 3000K to no less than 1700K). The CRI and colour rendering is excellent for the whole dimming range, with a CRI of up to 97 and an R9 of 94.

^{IT} La nostra soluzione combina due chip in un solo COB LED. Con questa configurazione, l'alimentazione è un unico driver che riduce gradualmente l'ampereaggio in entrata in funzione del rendimento desiderato. Diminuendo l'alimentazione ai chip, il flusso luminoso diminuisce e la temperatura di colore, che risulta dalla combinazione delle singole temperature stabilite, viene bilanciata di conseguenza. Questa tecnologia offre un campo di regolazione della luminosità molto ampio con una variazione della temperatura di colore molto morbida e graduale, da un massimo di 3000K a un minimo di 1700K. Il CRI e il rendimento dei colori è eccellente per l'intero range di dimmerazione, con valori di CRI fino a 97 e R9 di 94.



Wide range of accessories

78



EN All filter holders have a slot where two accessories can be inserted together.
IT Tutti i porta filtri dispongono di uno scompartimento che permette l'inserimento di due accessori in contemporanea.



EN Filters, lenses and honeycomb
IT Filtri, lenti e griglie alveolari



Coloured glasses 1 mm/
Vetri colorati 1 mm




Elliptical beam lens/
Lente per fascio ellittico



Colored gel slides/
Vetrini per gel colorato



Wide texture honeycomb louvre/
Griglia alveolare a maglia larga



Selective filters/
Filtri selettivi



Opal lens/
Lente opale



Spread lens/
Lente diffondente



Dense texture honeycomb louvre/
Griglia alveolare a maglia fitta

EN Filters, lenses and honeycomb holders
IT Porta filtri, lenti e griglie alveolari



Cross blade louvre/
Griglia a croce



Barn doors/
Alette rompiflusso

EN Wall washer accessory
IT Accessorio Wall washer



Cone 45° wall washer/
Cono 45° wall washer



EN Wide range of lenses and filters also for the micro sizes 22mm and 35mm of Yori Evo Ghostrack, Yori Evo 48V and Yori Pendant. The holder allows to use up to 2 accessories at the same time.

IT Ampia gamma di lenti e filtri anche per le dimensioni micro da 22mm e 35mm di Yori Evo Ghostrack, Yori Evo 48V e Yori Pendant. L'holder consente l'impiego di due accessori contemporaneamente.

EN The optional solid and hollow decorative cylinders come in different sizes and guarantee soft, diffused lighting to enable suggestive, elegant applications.

IT I cilindri decorativi pieni e vuoti sono disponibili in diverse dimensioni e garantiscono un effetto luminoso morbido e diffuso, realizzando suggestivi scenari luminosi.



EN The solid decorative cylinders, thanks to the frosted external surface, guarantee a diffused light and a soft and wide beam, with a minimum glare. Ideal for elegant and out-of-the-ordinary lighting effects.

IT I cilindri decorativi pieni, grazie all'acidatura presente sulla parte esterna, garantiscono una luce diffusa e un fascio morbido, con un abbaglio minimo. Ideale per effetti di luce eleganti e non banali.



EN The hollow cylinders, on the other hand, guarantee a more precise light. With the Warm Dimming technology, the cylinders' colors adjust to the different color temperatures, creating even more unique and striking lighting scenarios.

IT I cilindri vuoti garantiscono una luce più precisa. Con la tecnologia Warm Dimming, i cilindri si colorano grazie alle diverse temperature di colore, realizzando scenari luminosi ancora più unici e suggestivi.

80



EN Decorative cylinders can also be used with colored filters and selective filters.

IT I cilindri decorativi possono essere utilizzati anche con filtri colorati e filtri selettivi.



A finish for any architectural setting
or interior style.
You just have to choose.

Standard finishes

82



EN 10 White
IT 10 Bianco




EN 12 Embossed matt white
IT 12 Bianco opaco goffrato



EN 21 Black
IT 21 Nero



EN 31 Embossed matt black
IT 31 Nero opaco goffrato



EN 00 Alluminio
IT 00 Alluminio

Special finishes



EN **C0** Royal matt white
IT **C0** Royal bianco opaco



EN **B0** Royal matt black
IT **B0** Royal nero opaco



EN **M0** Brushed aluminium
IT **M0** Alluminio spazzolato



EN **01** Chrome plated
IT **01** Cromo



EN **D0** Brushed brass
IT **D0** Ottone spazzolato



EN **E0** Brushed gold
IT **E0** Oro spazzolato



EN **N0** Brushed copper
IT **N0** Rame spazzolato




EN **L0** Antiqued brushed bronze
IT **L0** Bronzo antico spazzolato

Light in your hands



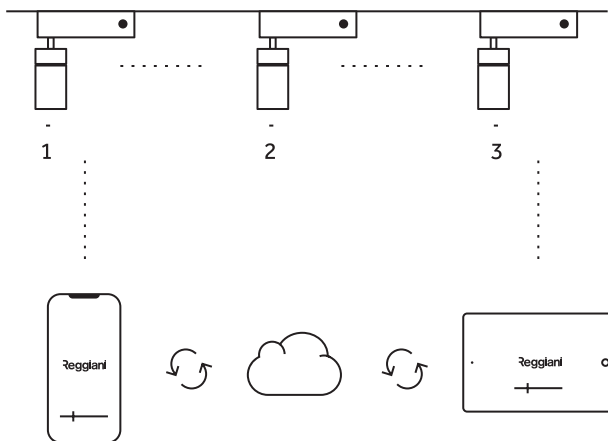
84



EN We have integrated Bluetooth technologies into our luminaire offer to deliver the best lighting design solutions. This control system allows you to adjust the lighting of single luminaire or of a group of ones, via smartphones, tablets, smartwatches, buttons and switches (also pre-existing ones). The control system can be integrated into the single device (Bluetooth Integrated control) or remotely inserted into the track (Bluetooth Remote System).

IT Per offrire le migliori e più flessibili soluzioni illuminotecniche abbiamo integrato le tecnologie Bluetooth nella nostra offerta. Questo sistema di controllo permette infatti di regolare l'illuminazione del singolo apparecchio o del gruppo di apparecchi semplicemente tramite smartphone, tablet, smartwatch, pulsanti e interruttori (anche pre-esistenti). Il sistema di controllo può essere integrato nel singolo apparecchio (Bluetooth Integrated control) o inserito in remoto nel binario (Bluetooth Remote System).

Bluetooth Integrated control

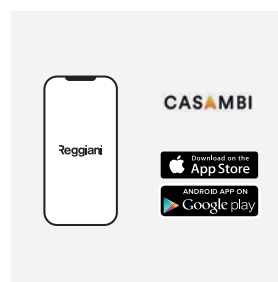


EN The system enables:

- Direct wireless control of light source
- Control device directly integrated into lighting fixture
- Effective adjustment of luminous intensity and colour temperature
- Creation of connected luminaire clusters

IT Il sistema permette:

- Controllo wireless diretto della sorgente luminosa
- Dispositivo di controllo integrato direttamente nell'apparecchio
- Regolazione efficace di luminosità e temperatura di colore
- Creazione di gruppi di apparecchi collegati tra loro
- Creazione, configurazione e archivio di scenari luminosi personalizzati



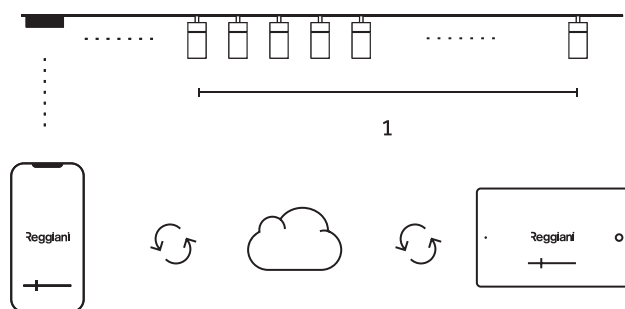
EN For more info visit www.reggiani.net
 IT Per maggiori info visita www.reggiani.net

EN Control devices developed on DALI protocol that allows you to manage and control wireless luminaires for low voltage (48V) and mains voltage (220-240V) tracks. Devices communicate via Bluetooth Low Energy (BLE) with control apps with no need of wiring, control unit or router. There are two devices available, integrating two software options that work with different control apps.

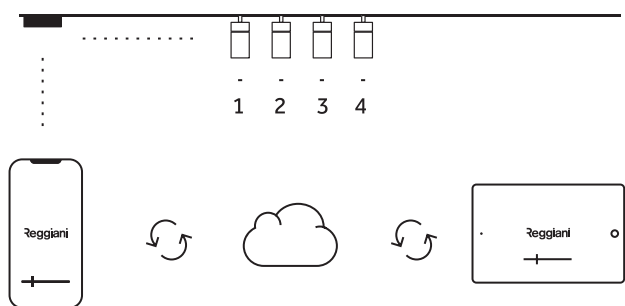
IT Dispositivi sviluppati sul protocollo DALI, grazie ai quali, è possibile gestire e controllare in modalità wireless apparecchi per binari a basso voltaggio (48V) e mains voltage (220-240V). I dispositivi comunicano via Bluetooth Low Energy (BLE) con le applicazioni di controllo senza necessità di cablaggio, centraline o router. Sono disponibili due dispositivi che integrano due opzioni software alternative interfacciandosi con app di controllo differenti.

Bluetooth Remote System (Casambi)

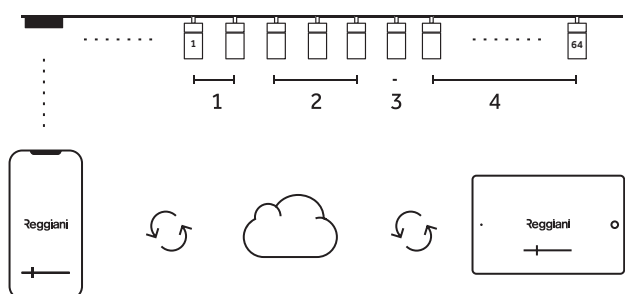
Broadcast configuration (Up to 100 luminaires/Ghosttrack drivers):



Single 4 configuration:*



4 groups configuration (Up to 64 luminaires/Ghosttrack drivers)*





EN The system enables:

- Lighting equipment programming/control in broadcast mode: single point (max 4 devices) and lamps groups (up to 64 in 4 groups)
- User friendly interface
- Interface scenarios and customizations through images
- Automatic software update
- Cloud sharing of system and configurations

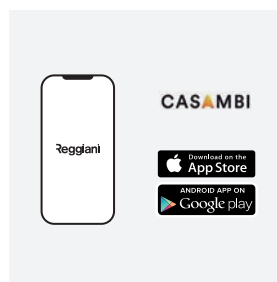
IT Il sistema permette:

- Programmazione e controllo degli apparecchi di illuminazione in modalità broadcast: single point (max 4 apparecchi) e gruppi di lampade (fino a 64 in 4 gruppi)
- Interfaccia user friendly
- Creazione di scenari e personalizzazioni interfaccia con immagini;
- Aggiornamento automatico del software;
- Condivisione dell'impianto e della configurazione tramite Cloud

86

		
	Wireless control device for Mains Voltage 0.26102.00**	Wireless control device for Low Voltage 0.26104.00**
Nominal input Voltage	100-240 Vac	24- 50 Vdc
Current:	0,025 – 0,06 A	48V – 0,06 A
Output Voltage:	18 – 18.5 V DC	18 – 18.5 V DC
Output current in short circuit:	250 mA	250 mA
Output channel:	1	1
Management protocol:	DALI	DALI

*For configuration download the Setup App

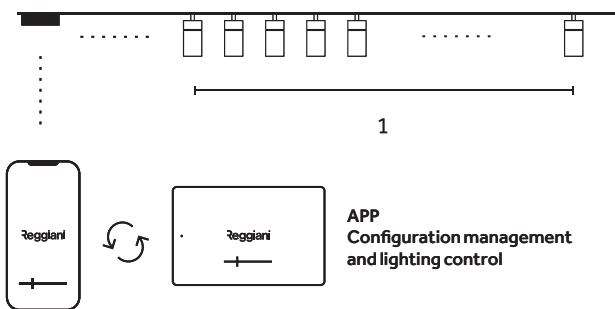


EN For more info visit www.reggiani.net

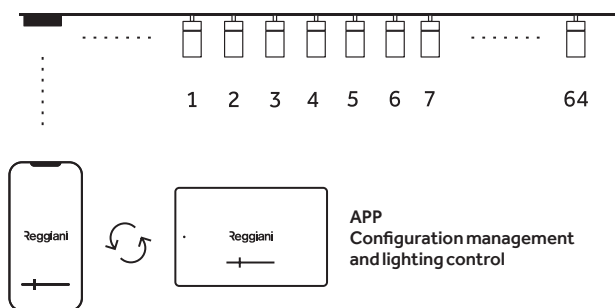
IT Per maggiori info visita www.reggiani.net

Bluetooth Remote System

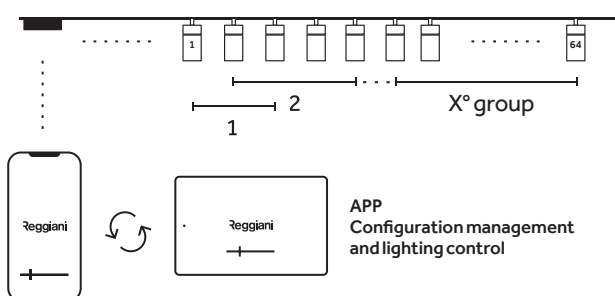
Broadcast configuration (Up to 100 luminaires/Ghostrack drivers):



Single configuration (Up to 64 luminaires/Ghostrack drivers)



Endless groups configuration (Up to 64 luminaires/Ghostrack drivers)





^{EN} The system enables:


- Up to 64 lamps programming in DALI mode;
- More than 64 lamps programming in DALI broadcast mode;
- Group scene modification;
- BUS electrical diagnostics;
- Test and control interface;
- Automatic software update;
- Compatibility with existing DALI systems;
- Broadcast / single point (up to 64 lamps) control mode or in lamp groups.

^{IT} Il sistema permette:

- Programmazione fino a 64 lampade in modalità DALI;
- Programmazione di più 64 lampade in modalità DALI broadcast;
- Modifica delle scene a gruppi;
- Diagnostica elettrica del BUS;
- Interfaccia di test e controllo;
- Compatibilità con impianti DALI già esistenti;
- Controllo in modalità broadcast / single point (fino a 64 lampade) o gruppi di lampade.

87

		
	Wireless control device for Mains Voltage 0.26103.00**	Wireless control device for Low Voltage 0.26105.00**
Nominal input Voltage	100-240 Vac	24- 50 Vdc
Current:	0,025 – 0,06 A	48V – 0,06 A
Output Voltage:	18 -18.5 V DC	18 -18.5 V DC
Output current in short circuit:	250 mA	250 mA
Output channel:	1	1
Management protocol:	DALI	DALI



^{EN} Reggiani APP available from March 2019

^{IT} Reggiani APP disponibile da Marzo 2019


Codes

89

Mains Voltage Range



Suspension Kit



∅22

∅35

∅43

∅60

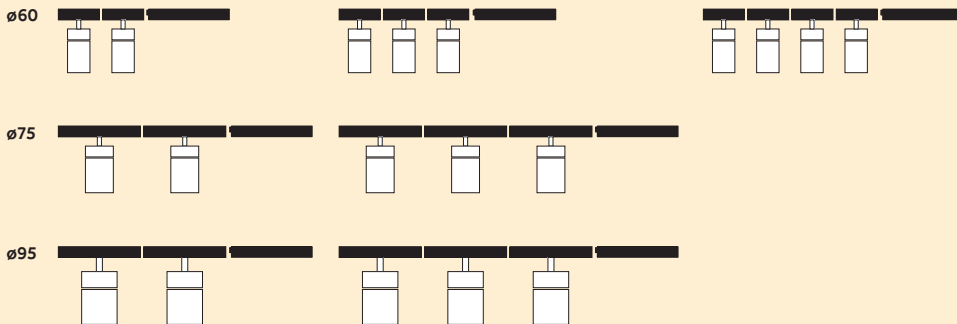
∅75

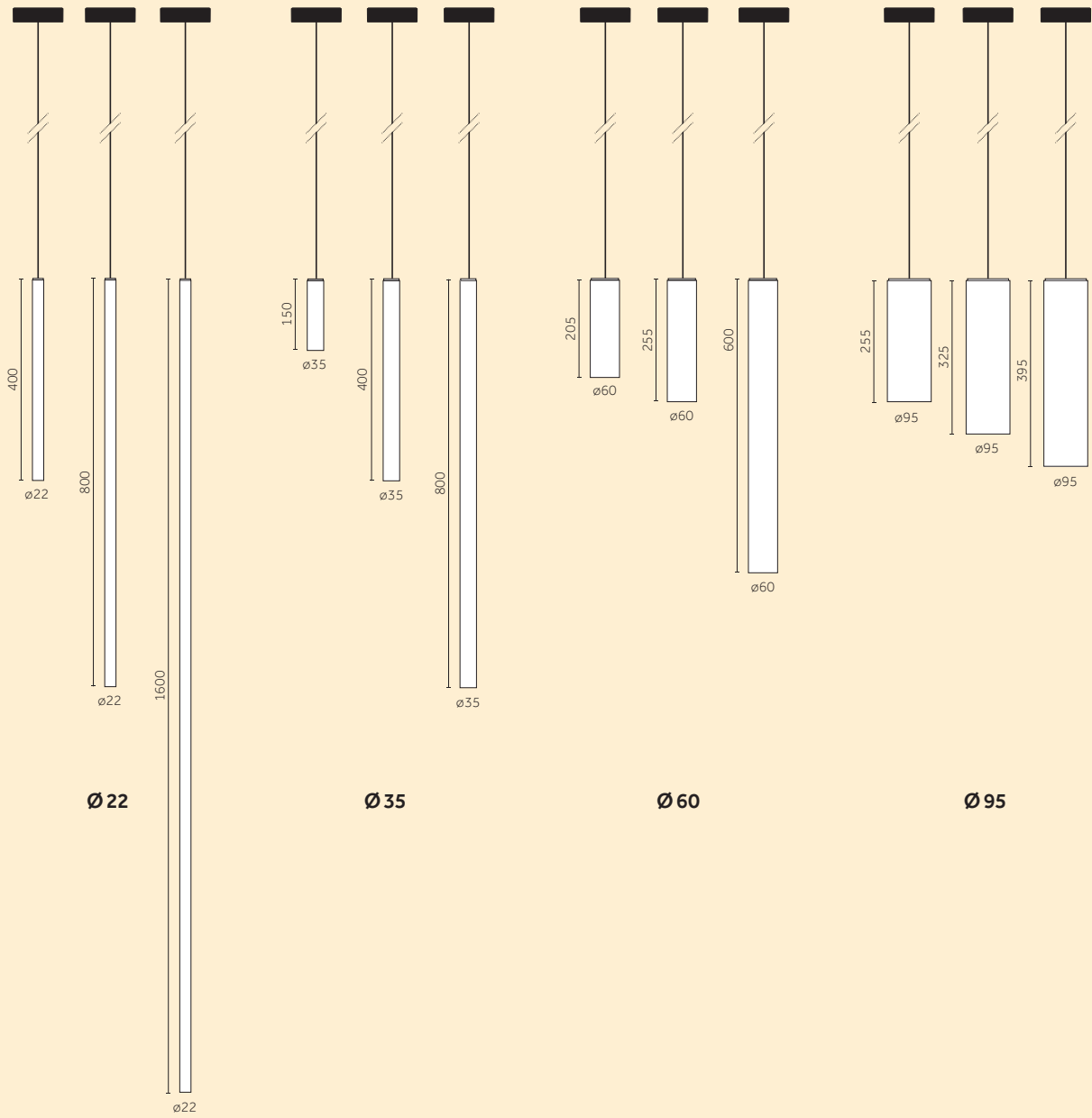
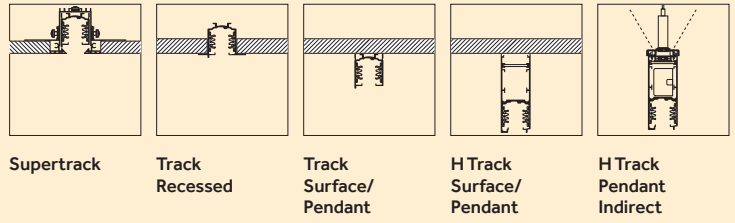
∅95

Custom Cluster (Driver excluded):

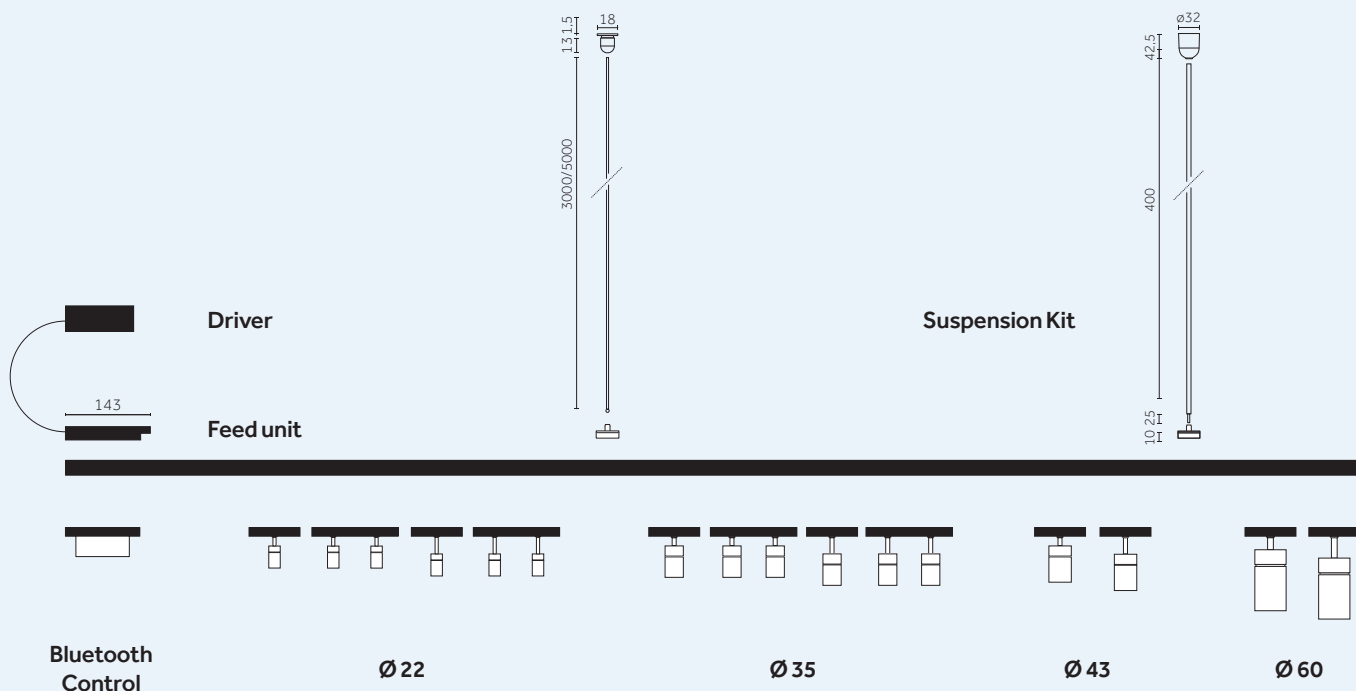


Standard Cluster (Driver included):

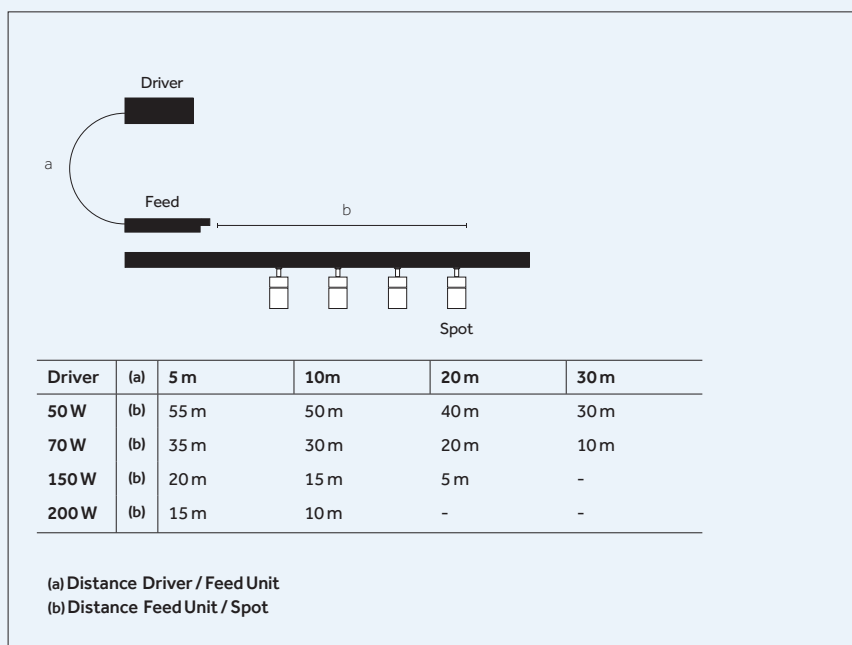


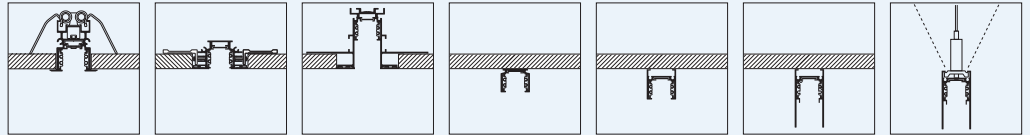


Low Voltage Range



92





Track 48V
Recessed Trim

Track 48V
Recessed
Trimless

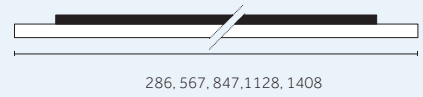
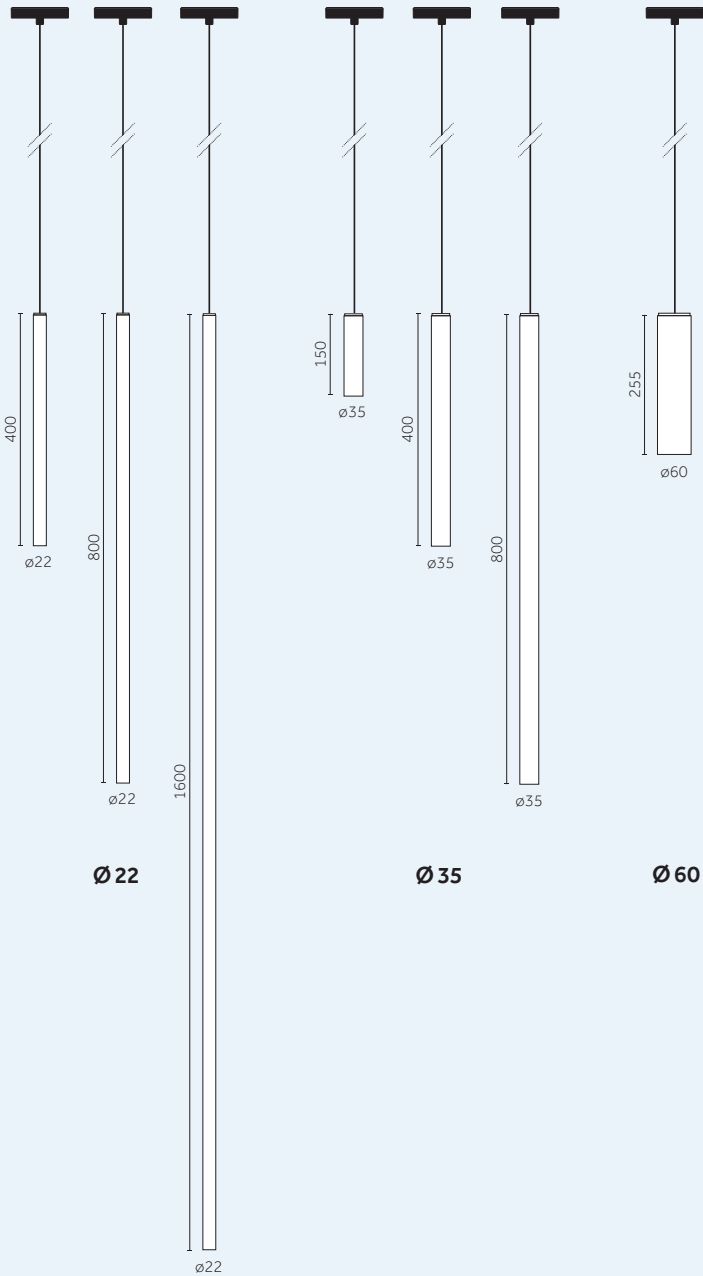
Track 48V
High Recessed
Trimless

Track 48V
Surface slim

Track 48V
Surface/Pendant

Track 48V High
Surface/Pendant

Track 48V High
Pendant - Indirect



Opal / Prismatic / UGR<19

Mains Voltage

Mains Voltage products



Yori Evo Ghostrack



96 Yori Pendant Ghostrack



120 Yori Evo Box

128

Mains Voltage tracks



Supertrack



138 Track Recessed



142 Track Surface/Pendant



144 HTrack Surface/Pendant 148


94



HTrack Pendant Indirect 150

Low Voltage


Low Voltage products



Yori Evo 48V



154 Yori Pendant 48V



162 Yori Linear 48V 168


Low Voltage tracks




Track 48V Recessed Trim




176 Track 48V Recessed Trimless



177 Track 48V High Recessed Trimless



178 Track 48V Surface slim 179



Track 48V Surface/Pendant

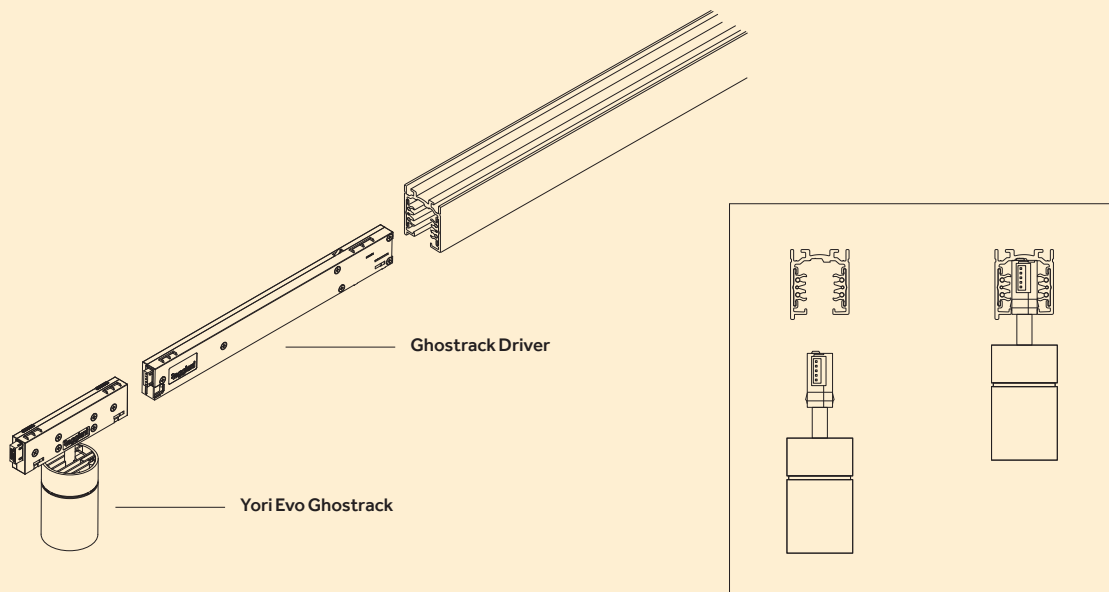


180 Track 48V High Surface/Pendant



182 Track 48V High Pendant - Indirect 182

Yori Evo Ghostrack



96

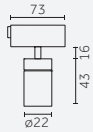
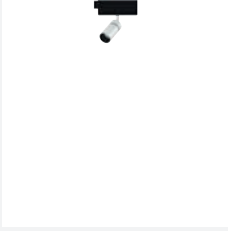
Ø 22 mm		Ø 35 mm		Ø 43 mm		Ø 60 mm		Ø 75 mm		Ø 95 mm	
Precision (1X)	p.97	Precision (1X)	p.98	Precision (1X)	p.99	Precision (1X)	p.102	Precision (1X)	p.108	Precision (1X)	p.114
Precision (3X)	p.97	Precision (2X)	p.98	Precision (2X)	p.100	Precision (2X)	p.104	Precision (2X)	p.110	Precision (2X)	p.116
		Precision (3X)	p.98			Precision (3X)	p.105	Precision (3X)	p.112	Precision (3X)	p.118
						Precision (4X)	p.106				
				Performance (1X)	p.100	Performance (1X)	p.103	Performance (1X)	p.109	Performance (1X)	p.115
				Performance (2X)	p.101	Performance (2X)	p.104	Performance (2X)	p.111	Performance (2X)	p.117
						Performance (3X)	p.106	Performance (3X)	p.113	Performance (3X)	p.118
						Performance (4X)	p.107				
POWERLED		POWERLED		POWERLED		COBLED		COBLED		COBLED	
2 W		2,7 W		2,5 W, 4 W, 9 W		9 W, 12 W, 17 W		12 W, 17 W, 24 W, 28 W		12 W, 17 W, 24 W, 33 W	
140lm - 200lm		270lm - 372lm		215lm - 940lm		960lm-2400lm		1323lm-4054lm		1323lm-4695lm	
L90 B10=50,000h		L90 B10=50,000h		L90 B10=50,000h		L90 B10=50,000h		L90 B10=50,000h		L90 B10=50,000h	
2700K, 3000K, 4000K		2700K, 3000K, 4000K		2700K, 3000K, 4000K		2700K, 3000K, 4000K		2700K, 3000K, 4000K		2700K, 3000K, 4000K	
SDCM <3		SDCM <3		SDCM <3		SDCM <2 <3		SDCM <2 <3		SDCM <2 <3	
CRI >80, CRI >90		CRI >80, CRI >90		CRI >80, CRI >90		CRI >80, CRI >90, CRI >98		CRI >80, CRI >90, CRI >98		CRI >80, CRI >90, CRI >98	
				Warm Dimming COBLED		Warm Dimming COBLED		Warm Dimming COBLED		Warm Dimming COBLED	
				6,5 W		12 W		25 W		33 W	
				10lm - 550lm		100lm - 1000lm		100lm - 2500lm		100lm - 3100lm	
				L70 B50=50,000h		L70 B50=50,000h		L70 B50=50,000h		L70 B50=50,000h	
				1800K-2800K		1700K-3000K		1700K-3000K		1700K-3000K	
				SDCM <4		SDCM <4		SDCM <4		SDCM <4	
				CRI >95		CRI >95		CRI >95		CRI >95	

*Cluster configuration with 220 mm adapter/*Configurazione cluster con adattatore da 220 mm

Ø 22 mm | Precision (1X)




* Pending



Code example:

X . 1X.BH60 B . HW 01

Accessories: p.187/198
 Spacers/Distanziali: p.198
 Mains Voltage Tracks: p.137-153
 Finishes: p.82-83
 Photometric data:
 www.reggiani.net
 Ghostrack driver: p.119



2 W POWER LED

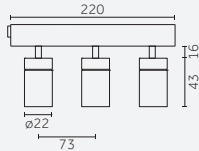

Lumen delivered up to 110 lm / Lumen maintenance: L90 B10=50,000h

Driver	Version	Optics	LED	K	CRI	lm	SDCM	Finishes
X Not included	1X.BH60 Precision	B 10° Narrow	HW	2700	>90	140	<3	01
		E 28° Medium	HQ	3000	>90	145	<3	12
		H 33° Wide	WW	3000	>80	190	<3	31
			NN	4000	>80	200	<3	B0
			LED nominal lumen					CO
								DO
								EO
								LO
								MO
								NO

Ø 22 mm | Precision (3X)




* Pending



Code example:

X . 3X.BH60 B . HW 01


Accessories: p.187/198
 Spacers/Distanziali: p.198
 Mains Voltage Tracks: p.137-153
 Finishes: p.82-83
 Photometric data:
 www.reggiani.net
 Ghostrack driver: p.119



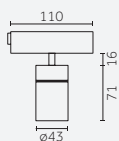


3x2 W POWER LED

Lumen delivered up to 3x110 lm / Lumen maintenance: L90 B10=50,000h

Driver	Version	Optics	LED	K	CRI	lm	SDCM	Finishes
X Not included	3X.BH60 Precision	B 10° Narrow	HW	2700	>90	3x140	<3	01
		E 28° Medium	HQ	3000	>90	3x145	<3	12
		H 33° Wide	WW	3000	>80	3x190	<3	31
			NN	4000	>80	3x200	<3	B0
			LED nominal lumen					CO
								DO
								EO
								LO
								MO
								NO



Ø 43 mm | Precision (1X)



Code example:

X . 1X.FH60 B . HW 01

Accessories: p.189/198

Spacers/Distanziali: p.198


Mains Voltage Tracks: p.137-153

Finishes: p.82-83

Photometric data:

www.reggiani.net


Ghosttrack driver: p.119



2,5 W POWER LED Lumen delivered up to 250 lm / Lumen maintenance: L90 B10=50,000h

Driver	Version	Optics	LED	K	CRI	lm	SDCM	Finishes
X Not included	1X.FH60 Precision	A 6° Very narrow	HW	2700	>90	215	<3	01
		B 10° Narrow	HQ	3000	>90	220	<3	12
		E 22° Medium	WW	3000	>80	253	<3	31
		H 38° Wide	NN	4000	>80	288	<3	B0

LED nominal lumen



4 W POWER LED Lumen delivered up to 435 lm / Lumen maintenance: L90 B10=50,000h

Driver	Version	Optics	LED	K	CRI	lm	SDCM	Finishes
X Not included	1X.FH61 Precision	A 8° Very narrow	HW	2700	>90	410	<3	01
		B 11° Narrow	HQ	3000	>90	415	<3	12
		E 23° Medium	WW	3000	>80	485	<3	31
		H 40° Wide	NN	4000	>80	530	<3	B0

LED nominal lumen



9 W POWER LED Lumen delivered up to 750 lm / Lumen maintenance: L90 B10=50,000h

Driver	Version	Optics	LED	K	CRI	lm	SDCM	Finishes
X Not included	1X.FH62 Precision	A 8° Very narrow	HW	2700	>90	725	<3	01
		B 11° Narrow	HQ	3000	>90	730	<3	12
		E 23° Medium	WW	3000	>80	845	<3	31
		H 40° Wide	NN	4000	>80	940	<3	B0


LED nominal lumen



6,5 W Warm Dimming COBLED Lumen delivered up to 130 lm / Lumen maintenance: L70 B50=50,000h

Driver	Version	Optics	LED	K	CRI	lm	SDCM	Finishes
X Not included	1X.FH62 Precision	B 27° Medium	DT	1800-2800	>95	10-550	<4	01

LED nominal lumen

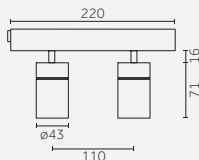



Yori Evo Ghostrack

2x6,5W POWER LED			Lumen delivered up to 2x750lm / Lumen maintenance: L90B10=50,000h						
Driver	Version		Optics	LED	K	CRI	lm	SDCM	Finishes
X Not included	2X.FH62	Precision	A 8° Verynarrow	HW	2700	>90	2x725	<3	01
			B 11° Narrow	HQ	3000	>90	2x730	<3	12
			E 23° Medium	WW	3000	>80	2x845	<3	31
			H 40° Wide	NN	4000	>80	2x940	<3	B0
									CO
									DO
									EO
									LO
									MO
									NO

2x6,5W Warm Dimming COB LED			Lumen delivered up to 2x130lm / Lumen maintenance: L70B50=50,000h						
Driver	Version		Optics	LED	K	CRI	lm	SDCM	Finishes
X Not included	2X.FH62	Precision	B 27° Medium	DT	1800-2800	>95	2x10-550	<4	01
									12
									31
									B0
									CO
									DO
									EO
									LO
									MO
									NO

Ø 43 mm | Performance (2X)



Code example:

X . 2X.FH71 B . HW 01

Accessories: p.190/198
Spacers/Distanziali: p.198
Mains Voltage Tracks: p.137-153

Finishes: p.82-83

Photometric data:

www.reggiani.net

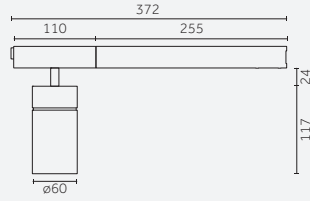

Ghostrack driver: p.119



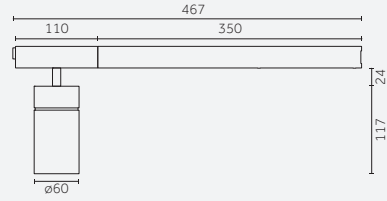
2x4W POWER LED			Lumen delivered up to 2x450lm / Lumen maintenance: L90B10=50,000h						
Driver	Version		Optics	LED	K	CRI	lm	SDCM	Finishes
X Not included	2X.FH71	Performance	B 8° Narrow	HW	2700	>90	2x410	<3	01
			E 18° Medium	HQ	3000	>90	2x415	<3	12
			H 29° Wide	WW	3000	>80	2x485	<3	31
				NN	4000	>80	2x530	<3	B0
									CO
									DO
									EO
									LO
									MO
									NO

2x9W POWER LED			Lumen delivered up to 2x780lm / Lumen maintenance: L90B10=50,000h						
Driver	Version		Optics	LED	K	CRI	lm	SDCM	Finishes
X Not included	2X.FH72	Performance	B 8° Narrow	HW	2700	>90	2x725	<3	01
			E 18° Medium	HQ	3000	>90	2x730	<3	12
			H 29° Wide	WW	3000	>80	2x845	<3	31
				NN	4000	>80	2x940	<3	B0
									CO
									DO
									EO
									LO
									MO
									NO

Ø 60 mm | Precision (1X)



On-Off



DALI



Code example:

0 . 1X.GH62 B . HC 01

Accessories: p.191-192 /198

Spacers/Distanziali: p.198

Mains Voltage Tracks: p.137-153

Finishes: p.82-83

Photometric data:

www.reggiani.net

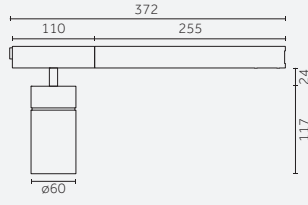

9 W		COBLED		Lumen delivered up to 1115 lm / Lumen maintenance: L90 B10=50,000h						
Driver	Version	Optics	LED	K	CRI	lm	SDCM	Finishes		
0 On-Off	1X.GH62 Precision	B 12° Narrow	HC	3000	>98	960	<2	01		
D DALI		E 20° Medium	HW	2700	>90	1050	<2	12		
		K - Without optics	HQ	3000	>90	1100	<2	31		
			WW	3000	>80	1300	<3	B0		
			NN	4000	>80	1360	<3	C0		
			LED nominal lumen					D0		
								E0		
								L0		
								M0		
								NO		

12 W		COBLED		Lumen delivered up to 1455 lm / Lumen maintenance: L90 B10=50,000h						
Driver	Version	Optics	LED	K	CRI	lm	SDCM	Finishes		
0 On-Off	1X.GH63 Precision	B 12° Narrow	HC	3000	>98	1250	<2	01		
D DALI		E 20° Medium	HW	2700	>90	1370	<2	12		
		K - Without optics	HQ	3000	>90	1420	<2	31		
			WW	3000	>80	1700	<3	B0		
			NN	4000	>80	1775	<3	C0		
			LED nominal lumen					D0		
								E0		
								L0		
								M0		
								NO		

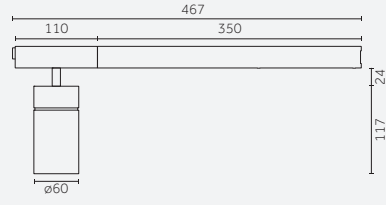
17 W		COBLED		Lumen delivered up to 1970 lm / Lumen maintenance: L90 B10=50,000h						
Driver	Version	Optics	LED	K	CRI	lm	SDCM	Finishes		
0 On-Off	1X.GH64 Precision	B 12° Narrow	HC	3000	>98	1700	<2	01		
D DALI		E 20° Medium	HW	2700	>90	1870	<2	12		
		K - Without optics	HQ	3000	>90	1920	<2	31		
			WW	3000	>80	2320	<3	B0		
			NN	4000	>80	2400	<3	C0		
			LED nominal lumen					D0		
								E0		
								L0		
								M0		
								NO		

12 W		Warm Dimming COBLED		Lumen delivered up to 690 lm / Lumen maintenance: L70 B50=50,000h						
Driver	Version	Optics	LED	K	CRI	lm	SDCM	Finishes		
D DALI	1X.GH63 Precision	B 27° Medium	DT	1700-3000	>95	100-1000	<4	01		
			LED nominal lumen					12		
								31		
								B0		
								C0		
								D0		
								E0		
								L0		
								M0		
								NO		

Ø 60 mm | Performance (1X)



On-Off



DALI



Code example:

0 . 1X.GH72 B . HC 01

Accessories: p.193 /198
 Spacers/Distanziali: p.198
 Mains Voltage Tracks: p.137-153
 Finishes: p.82-83
 Photometric data:
 www.reggiani.net

9 W COBLED		Lumen delivered up to 1200 lm / Lumen maintenance: L90 B10=50,000h							Finishes	
Driver	Version	Optics	LED	K	CRI	lm	SDCM			
0 On-Off	1X.GH72 Performance	B 13° Narrow	HC	3000	>98	960	<2	01		
D DALI		E 24° Medium	HW	2700	>90	1050	<2	12		
		H 39° Wide	HQ	3000	>90	1100	<2	31		
		K - Without optics	WW	3000	>80	1300	<3	B0		
			NN	4000	>80	1360	<3	C0		
			LED nominal lumen					D0		
								E0		
								L0		
								M0		
								NO		

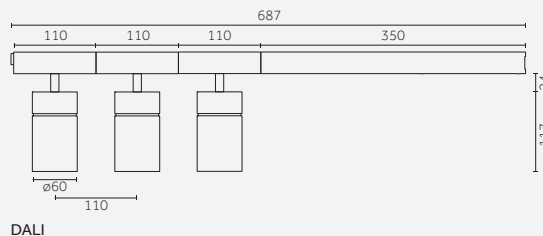
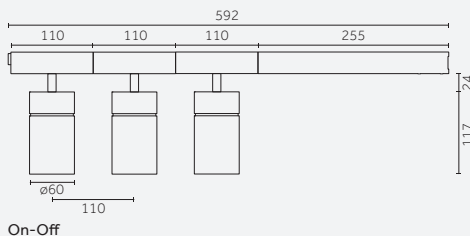

12 W COBLED		Lumen delivered up to 1560 lm / Lumen maintenance: L90 B10=50,000h							Finishes	
Driver	Version	Optics	LED	K	CRI	lm	SDCM			
0 On-Off	1X.GH73 Performance	B 13° Narrow	HC	3000	>98	1250	<2	01		
D DALI		E 24° Medium	HW	2700	>90	1370	<2	12		
		H 39° Wide	HQ	3000	>90	1420	<2	31		
		K - Without optics	WW	3000	>80	1700	<3	B0		
			NN	4000	>80	1775	<3	C0		
			LED nominal lumen					D0		
								E0		
								L0		
								M0		
								NO		

17 W COBLED		Lumen delivered up to 2110 lm / Lumen maintenance: L90 B10=50,000h							Finishes	
Driver	Version	Optics	LED	K	CRI	lm	SDCM			
0 On-Off	1X.GH74 Performance	B 13° Narrow	HC	3000	>98	1700	<2	01		
D DALI		E 24° Medium	HW	2700	>90	1870	<2	12		
		H 39° Wide	HQ	3000	>90	1920	<2	31		
		K - Without optics	WW	3000	>80	2320	<3	B0		
			NN	4000	>80	2400	<3	C0		
			LED nominal lumen					D0		
								E0		
								L0		
								M0		
								NO		

2x12 W COBLED		Lumen delivered up to 2x1560 lm / Lumen maintenance: L90 B10=50,000h						
Driver	Version	Optics	LED	K	CRI	lm	SDCM	Finishes
0 On-Off	2X.GH73 Performance	B 13° Narrow	HC	3000	>98	2x1250	<2	01
D DALI		E 24° Medium	HW	2700	>90	2x1370	<2	12
		H 39° Wide	HQ	3000	>90	2x1420	<2	31
		K - Without optics	WW	3000	>80	2x1700	<3	B0
			NN	4000	>80	2x1775	<3	C0
			LED nominal lumen					D0
								E0
								L0
								M0
								N0

2x17 W COBLED		Lumen delivered up to 2x2110 lm / Lumen maintenance: L90 B10=50,000h						
Driver	Version	Optics	LED	K	CRI	lm	SDCM	Finishes
0 On-Off	2X.GH74 Performance	B 13° Narrow	HC	3000	>98	2x1700	<2	01
D DALI		E 24° Medium	HW	2700	>90	2x1870	<2	12
		H 39° Wide	HQ	3000	>90	2x1920	<2	31
		K - Without optics	WW	3000	>80	2x2320	<3	B0
			NN	4000	>80	2x2400	<3	C0
			LED nominal lumen					D0
								E0
								L0
								M0
								N0

Ø 60 mm | Precision (3X)



Code example:
0 . 3X.GH62 B . HC 01

Accessories: p.191-192/198
 Spacers/Distanziali: p.198
 Mains Voltage Tracks: p.137-153
 Finishes: p.82-83
 Photometric data:
 www.reggiani.net

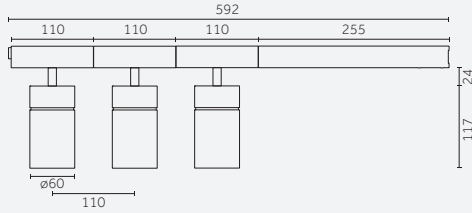
Notes:
 Version with 220mm interdistance adapter is available on request / Versione con adattatore per interdistanza 220mm disponibile su richiesta

3x9 W COBLED		Lumen delivered up to 3x1115 lm / Lumen maintenance: L90 B10=50,000h						
Driver	Version	Optics	LED	K	CRI	lm	SDCM	Finishes
0 On-Off	3X.GH62 Precision	B 12° Narrow	HC	3000	>98	3x960	<2	01
D DALI		E 20° Medium	HW	2700	>90	3x1050	<2	12
		K - Without optics	HQ	3000	>90	3x1100	<2	31
			WW	3000	>80	3x1300	<3	B0
			NN	4000	>80	3x1360	<3	C0
			LED nominal lumen					D0
								E0
								L0
								M0
								N0

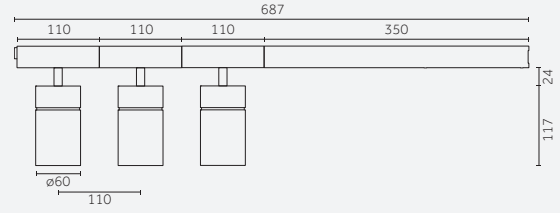
3x12 W COBLED		Lumen delivered up to 3x1455 lm / Lumen maintenance: L90 B10=50,000h						
Driver	Version	Optics	LED	K	CRI	lm	SDCM	Finishes
0 On-Off	3X.GH63 Precision	B 12° Narrow	HC	3000	>98	3x1250	<2	01
D DALI		E 20° Medium	HW	2700	>90	3x1370	<2	12
		K - Without optics	HQ	3000	>90	3x1420	<2	31
			WW	3000	>80	3x1700	<3	B0
			NN	4000	>80	3x1775	<3	C0
			LED nominal lumen					D0
								E0
								L0
								M0
								N0

Yori Evo Ghostrack

Ø 60 mm | Performance (3X)



On-Off



DALI



Code example:

0 . 3X.GH72 B . HC 01

Accessories: p.193 /198

Spacers/Distanziali: p.198

Mains Voltage Tracks: p.137-153

Finishes: p.82-83

Photometric data:

www.reggiani.net

Notes:

Version with 220mm interdistance adapter is available on request / Versione con adattatore per interdistanza 220mm disponibile su richiesta

3x9W COBLED

Lumen delivered up to 3x1200 lm / Lumen maintenance: L90 B10=50,000h

Driver	Version	Optics	LED	K	CRI	lm	SDCM	Finishes
0 On-Off	3X.GH72 Performance	B 13° Narrow	HC	3000	>98	3x960	<2	01
D DALI		E 24° Medium	HW	2700	>90	3x1050	<2	12
		H 39° Wide	HQ	3000	>90	3x1100	<2	31
		K - Without optics	WW	3000	>80	3x1300	<3	B0
			NN	4000	>80	3x1360	<3	C0
								D0
								E0
								L0
								M0
								N0

LED nominal lumen

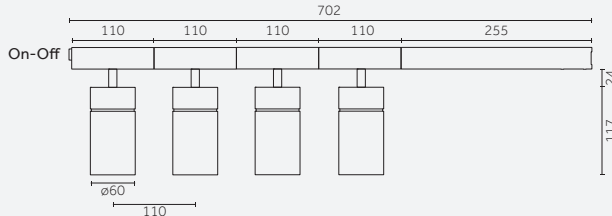
3x12W COBLED

Lumen delivered up to 3x1560 lm / Lumen maintenance: L90 B10=50,000h

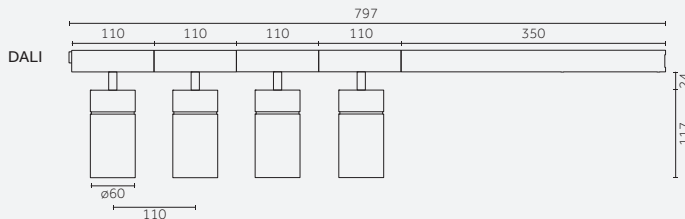
Driver	Version	Optics	LED	K	CRI	lm	SDCM	Finishes
0 On-Off	3X.GH73 Performance	B 13° Narrow	HC	3000	>98	3x1250	<2	01
D DALI		E 24° Medium	HW	2700	>90	3x1370	<2	12
		H 39° Wide	HQ	3000	>90	3x1420	<2	31
		K - Without optics	WW	3000	>80	3x1700	<3	B0
			NN	4000	>80	3x1775	<3	C0
								D0
								E0
								L0
								M0
								N0

LED nominal lumen

106 Ø 60 mm | Precision (4X)



On-Off



DALI



Code example:

0 . 4X.GH62 B . HC 01

Accessories: p.191-192 /198

Spacers/Distanziali: p.198

Mains Voltage Tracks: p.137-153

Finishes: p.82-83

Photometric data:

www.reggiani.net

Notes:

Version with 220mm interdistance adapter is available on request / Versione con adattatore per interdistanza 220mm disponibile su richiesta

4x9W COBLED

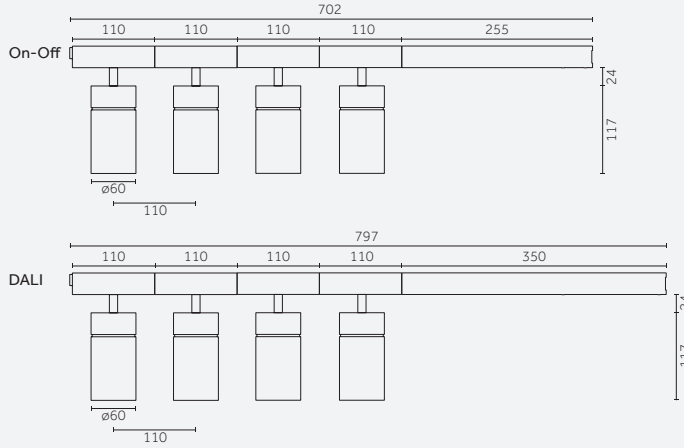
Lumen delivered up to 4x1115 lm / Lumen maintenance: L90 B10=50,000h

Driver	Version	Optics	LED	K	CRI	lm	SDCM	Finishes
0 On-Off	4X.GH62 Precision	B 12° Narrow	HC	3000	>98	4x960	<2	01
D DALI		E 20° Medium	HW	2700	>90	4x1050	<2	12
		K - Without optics	HQ	3000	>90	4x1100	<2	31
			WW	3000	>80	4x1300	<3	B0
			NN	4000	>80	4x1360	<3	C0
								D0
								E0
								L0
								M0
								N0

LED nominal lumen

Yori Evo Ghosttrack

Ø 60 mm | Performance (4X)



Code example:

0 . **4X.GH72** **B** . **HC** **01**

Accessories: p.193 /198
 Spacers/Distanziali: p.198
 Mains Voltage Tracks: p.137-153
 Finishes: p.82-83
 Photometric data:
 www.reggiani.net

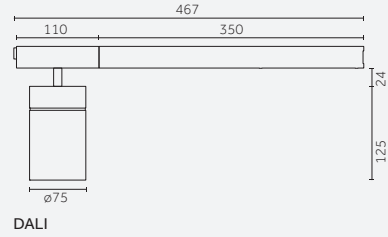
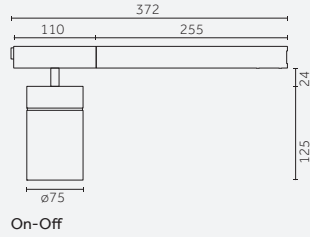

Notes:

Version with 220mm interdistance adapter is available on request / Versione con adattatore per interdistanza 220mm disponibile su richiesta

4x9 W		COBLED		Lumen delivered up to 4x1200 lm / Lumen maintenance: L90 B10=50,000h						
Driver	Version	Optics	LED	K	CRI	lm	SDCM	Finishes		
0 On-Off	4X.GH72 Performance	B 13° Narrow	HC	3000	>98	4x960	<2	01		
D DALI		E 24° Medium	HW	2700	>90	4x1050	<2	12		
		H 39° Wide	HQ	3000	>90	4x1100	<2	31		
		K - Without optics	WW	3000	>80	4x1300	<3	B0		
			NN	4000	>80	4x1360	<3	C0		
				LED nominal lumen				D0		
								E0		
								L0		
								M0		
								NO		



Ø 75 mm | Precision (1X)



Code example:

0 . **1X.LH63** **B** . **HC** **01**

Accessories: p.194 /198

Spacers/Distanziali: p.198

Mains Voltage Tracks: p.137-153

Finishes: p.82-83

Photometric data:

www.reggiani.net

12 W		COBLED		Lumen delivered up to 1575 lm / Lumen maintenance: L90 B10=50,000h						
Driver	Version	Optics	LED	K	CRI	lm	SDCM	Finishes		
0 On-Off	1X.LH63 Precision	B 12° Narrow	HC	3000	>98	1323	<2	01		
D DALI		E 23° Medium	HW	2700	>90	1491	<2	12		
		K - Without optics	HQ	3000	>90	1533	<2	31		
			WW	3000	>80	1859	<3	B0		
			NN	4000	>80	1920	<3	C0		
			LED nominal lumen					D0		
								E0		
								L0		
								M0		
								N0		

17 W		COBLED		Lumen delivered up to 2190 lm / Lumen maintenance: L90 B10=50,000h						
Driver	Version	Optics	LED	K	CRI	lm	SDCM	Finishes		
0 On-Off	1X.LH64 Precision	B 12° Narrow	HC	3000	>98	1834	<2	01		
D DALI		E 23° Medium	HW	2700	>90	2067	<2	12		
		K - Without optics	HQ	3000	>90	2122	<2	31		
			WW	3000	>80	2582	<3	B0		
			NN	4000	>80	2665	<3	C0		
			LED nominal lumen					D0		
								E0		
								L0		
								M0		
								N0		

17 W		COBLED		Lumen delivered up to 1465 lm / Lumen maintenance: L90 B10=50,000h						
Driver	Version	Optics	LED	K	CRI	lm	SDCM	Finishes		
0 On-Off	1X.NH64 Precision	A 7° Very narrow	HC	3000	>98	1700	<2	01		
D DALI			HW	2700	>90	1870	<2	12		
			HQ	3000	>90	1920	<2	31		
			WW	3000	>80	2320	<3	B0		
			NN	4000	>80	2400	<3	C0		
			LED nominal lumen					D0		
								E0		
								L0		
								M0		
								N0		

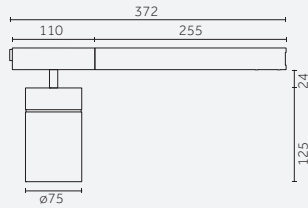

24 W		COBLED		Lumen delivered up to 2955 lm / Lumen maintenance: L90 B10=50,000h						
Driver	Version	Optics	LED	K	CRI	lm	SDCM	Finishes		
0 On-Off	1X.LH66 Precision	B 12° Narrow	HC	3000	>98	2476	<2	01		
D DALI		E 23° Medium	HW	2700	>90	2792	<2	12		
		K - Without optics	HQ	3000	>90	2860	<2	31		
			WW	3000	>80	3487	<3	B0		
			NN	4000	>80	3602	<3	C0		
			LED nominal lumen					D0		
								E0		
								L0		
								M0		
								N0		

28 W		COBLED		Lumen delivered up to 3325 lm / Lumen maintenance: L90 B10=50,000h						
Driver	Version	Optics	LED	K	CRI	lm	SDCM	Finishes		
0 On-Off	1X.LH67 Precision	B 12° Narrow	HC	3000	>98	2777	<2	01		
D DALI		E 23° Medium	HW	2700	>90	3137	<2	12		
		K - Without optics	HQ	3000	>90	3207	<2	31		
			WW	3000	>80	3898	<3	B0		
			NN	4000	>80	4054	<3	C0		
			LED nominal lumen					D0		
								E0		
								L0		
								M0		
								N0		

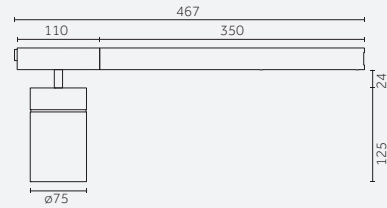
Yori Evo Ghostrack

25 W		Warm Dimming COBLED		Lumen delivered up to 1100 lm / Lumen maintenance: L70 B50=50,000h				
Driver	Version	Optics	LED	K	CRI	lm	SDCM	Finishes
D DALI	1X.LH66 Precision	B 25° Medium	DT	1700-3000	>95	100-2500	<4	01 12 31 B0 C0 D0 E0 L0 M0 N0
LED nominal lumen								

Ø 75 mm | Performance (1X)



On-Off



DALI



Code example:

0 . 1X.LH73 B . HW 01

Accessories: p.195/198
 Spacers/Distanziali: p.198
 Mains Voltage Tracks: p.137-153
 Finishes: p.82-83
 Photometric data:
 www.reggiani.net


12 W		COBLED		Lumen delivered up to 1800 lm / Lumen maintenance: L90 B10=50,000h				
Driver	Version	Optics	LED	K	CRI	lm	SDCM	Finishes
0 On-Off	1X.LH73 Performance	B 12° Narrow	HC	3000	>98	1323	<2	01 12 31 B0 C0 D0 E0 L0 M0 N0
D DALI		E 23° Medium	HW	2700	>90	1491	<2	
		F 37° Medium-wide	HQ	3000	>90	1533	<2	
		H 48° Wide	WW	3000	>80	1859	<3	
		K - Without optics	NN	4000	>80	1920	<3	
LED nominal lumen								

17 W		COBLED		Lumen delivered up to 2480 lm / Lumen maintenance: L90 B10=50,000h				
Driver	Version	Optics	LED	K	CRI	lm	SDCM	Finishes
0 On-Off	1X.LH74 Performance	B 12° Narrow	HC	3000	>98	1834	<2	01 12 31 B0 C0 D0 E0 L0 M0 N0
D DALI		E 23° Medium	HW	2700	>90	2067	<2	
		F 37° Medium-wide	HQ	3000	>90	2122	<2	
		H 48° Wide	WW	3000	>80	2582	<3	
		K - Without optics	NN	4000	>80	2665	<3	
LED nominal lumen								

24 W		COBLED		Lumen delivered up to 3350 lm / Lumen maintenance: L90 B10=50,000h				
Driver	Version	Optics	LED	K	CRI	lm	SDCM	Finishes
0 On-Off	1X.LH76 Performance	B 12° Narrow	HC	3000	>98	2476	<2	01 12 31 B0 C0 D0 E0 L0 M0 N0
D DALI		E 23° Medium	HW	2700	>90	2792	<2	
		F 37° Medium-wide	HQ	3000	>90	2860	<2	
		H 48° Wide	WW	3000	>80	3487	<3	
		K - Without optics	NN	4000	>80	3602	<3	
LED nominal lumen								

28 W		COBLED		Lumen delivered up to 3770 lm / Lumen maintenance: L90 B10=50,000h				
Driver	Version	Optics	LED	K	CRI	lm	SDCM	Finishes
0 On-Off	1X.LH77 Performance	B 12° Narrow	HC	3000	>98	2777	<2	01 12 31 B0 C0 D0 E0 L0 M0 N0
D DALI		E 23° Medium	HW	2700	>90	3137	<2	
		F 37° Medium-wide	HQ	3000	>90	3207	<2	
		H 48° Wide	WW	3000	>80	3898	<3	
		K - Without optics	NN	4000	>80	4054	<3	
LED nominal lumen								

Ø 75 mm | Precision (2X)



Code example:

0 . **2X.LH62** **B** . **HW** **01**

Accessories: p.194/198

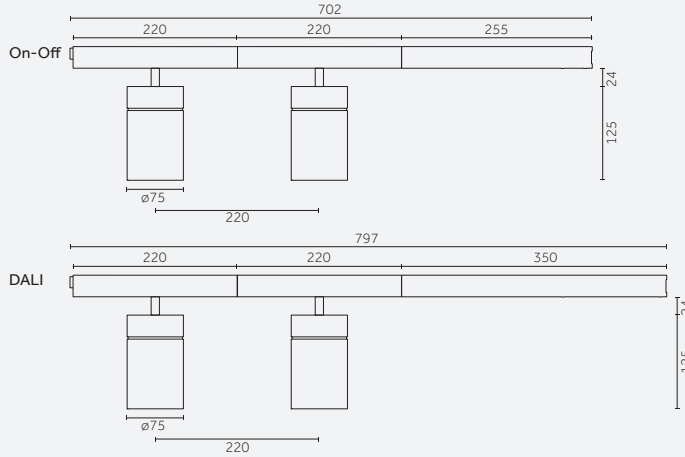
Spacers/Distanziali: p.198

Mains Voltage Tracks: p.137-153

Finishes: p.82-83

Photometric data:

www.reggiani.net



2x9 W COBLED Lumen delivered up to 2x1450 lm / Lumen maintenance: L90 B10=50,000h

Driver	Version	Optics	LED	K	CRI	lm	SDCM	Finishes
0 On-Off	2X.LH62 Precision	B 12° Narrow	HC	3000	>98	2x1215	<2	01
D DALI		E 23° Medium	HW	2700	>90	2x1370	<2	12
		K - Without optics	HQ	3000	>90	2x1410	<2	31
			WW	3000	>80	2x1710	<3	B0
			NN	4000	>80	2x1765	<3	C0
			LED nominal lumen					D0
								E0
								L0
								M0
								N0

2x12 W COBLED Lumen delivered up to 2x1575 lm / Lumen maintenance: L90 B10=50,000h

Driver	Version	Optics	LED	K	CRI	lm	SDCM	Finishes
0 On-Off	2X.LH63 Precision	B 12° Narrow	HC	3000	>98	2x1323	<2	01
D DALI		E 23° Medium	HW	2700	>90	2x1491	<2	12
		K - Without optics	HQ	3000	>90	2x1533	<2	31
			WW	3000	>80	2x1859	<3	B0
			NN	4000	>80	2x1920	<3	C0
			LED nominal lumen					D0
								E0
								L0
								M0
								N0

2x17 W COBLED Lumen delivered up to 2x1465 lm / Lumen maintenance: L90 B10=50,000h

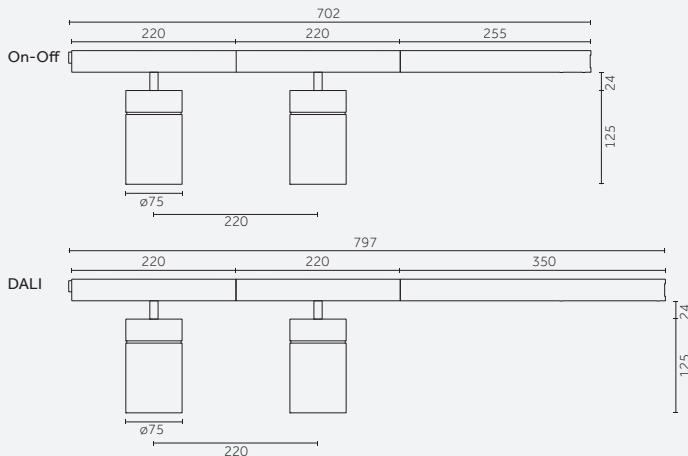

Driver	Version	Optics	LED	K	CRI	lm	SDCM	Finishes
0 On-Off	2X.NH64 Precision	A 7° Verynarrow	HC	3000	>98	2x1700	<2	01
D DALI			HW	2700	>90	2x1870	<2	12
			HQ	3000	>90	2x1920	<2	31
			WW	3000	>80	2x2320	<3	B0
			NN	4000	>80	2x2400	<3	C0
			LED nominal lumen					D0
								E0
								L0
								M0
								N0

2x17 W COBLED Lumen delivered up to 2x2190 lm / Lumen maintenance: L90 B10=50,000h

Driver	Version	Optics	LED	K	CRI	lm	SDCM	Finishes
0 On-Off	2X.LH64 Precision	B 12° Narrow	HC	3000	>98	2x1834	<2	01
D DALI		E 23° Medium	HW	2700	>90	2x2067	<2	12
		K - Without optics	HQ	3000	>90	2x2122	<2	31
			WW	3000	>80	2x2582	<3	B0
			NN	4000	>80	2x2665	<3	C0
			LED nominal lumen					D0
								E0
								L0
								M0
								N0

Yori Evo Ghosttrack

Ø 75 mm | Performance (2X)



Code example:

0 . **2X.LH72** **B** . **HW** **01**

Accessories: p.195 /198
 Spacers/Distanziali: p.198
 Mains Voltage Tracks: p.137-153
 Finishes: p.82-83
 Photometric data:
 www.reggiani.net

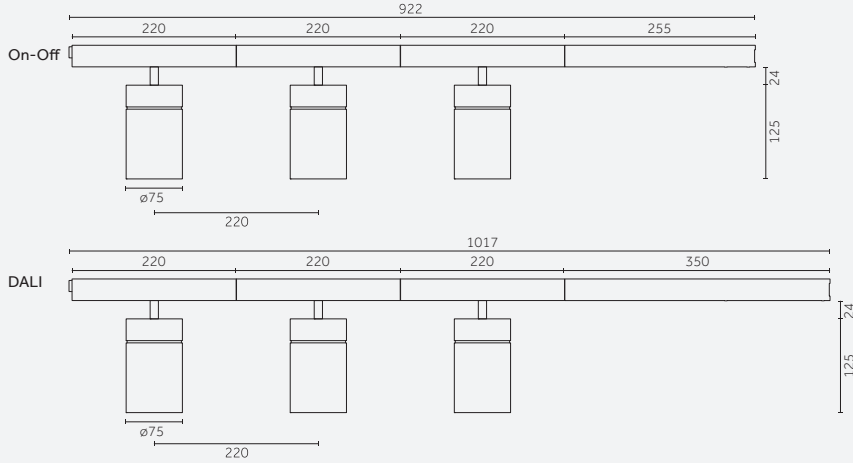

2x9 W		COBLED		Lumen delivered up to 2x1650 lm / Lumen maintenance: L90B10=50,000h						
Driver	Version	Optics	LED	K	CRI	lm	SDCM	Finishes		
0 On-Off	2X.LH72 Performance	B 12° Narrow	HC	3000	>98	2x1215	<2	01		
D DALI		E 23° Medium	HW	2700	>90	2x1370	<2	12		
		F 37° Medium-wide	HQ	3000	>90	2x1410	<2	31		
		H 48° Wide	WW	3000	>80	2x1710	<3	B0		
		K - Without optics	NN	4000	>80	2x1765	<3	C0		
								D0		
								E0		
								L0		
								M0		
								N0		

2x12 W		COBLED		Lumen delivered up to 2x1800 lm / Lumen maintenance: L90B10=50,000h						
Driver	Version	Optics	LED	K	CRI	lm	SDCM	Finishes		
0 On-Off	2X.LH73 Performance	B 12° Narrow	HC	3000	>98	2x1323	<2	01		
D DALI		E 23° Medium	HW	2700	>90	2x1491	<2	12		
		F 37° Medium-wide	HQ	3000	>90	2x1533	<2	31		
		H 48° Wide	WW	3000	>80	2x1859	<3	B0		
		K - Without optics	NN	4000	>80	2x1920	<3	C0		
								D0		
								E0		
								L0		
								M0		
								N0		

2x17 W		COBLED		Lumen delivered up to 2x2480 lm / Lumen maintenance: L90B10=50,000h						
Driver	Version	Optics	LED	K	CRI	lm	SDCM	Finishes		
0 On-Off	2X.LH74 Performance	B 12° Narrow	HC	3000	>98	2x1834	<2	01		
D DALI		E 23° Medium	HW	2700	>90	2x2067	<2	12		
		F 37° Medium-wide	HQ	3000	>90	2x2122	<2	31		
		H 48° Wide	WW	3000	>80	2x2582	<3	B0		
		K - Without optics	NN	4000	>80	2x2665	<3	C0		
								D0		
								E0		
								L0		
								M0		
								N0		

Yori Evo Ghostrack

Ø 75 mm | Precision (3X)



Code example:
0 . **3X.LH62** **B** . **HW** **01**


Accessories: p.194 /198
 Spacers/Distanziali: p.198
 Mains Voltage Tracks: p.137-153
 Finishes: p.82-83
 Photometric data:
 www.reggiani.net

3x9 W		COB LED		Lumen delivered up to 3x1450 lm / Lumen maintenance: L90 B10=50,000h						
Driver	Version	Optics	LED	K	CRI	lm	SDCM	Finishes		
0 On-Off	3X.LH62 Precision	B 12° Narrow	HC	3000	>98	3x1215	<2	01		
D DALI		E 23° Medium	HW	2700	>90	3x1370	<2	12		
		K - Without optics	HQ	3000	>90	3x1410	<2	31		
			WW	3000	>80	3x1710	<3	B0		
			NN	4000	>80	3x1765	<3	C0		
			LED nominal lumen					D0		
								E0		
								L0		
								M0		
								N0		

3x12 W		COB LED		Lumen delivered up to 3x1575 lm / Lumen maintenance: L90 B10=50,000h						
Driver	Version	Optics	LED	K	CRI	lm	SDCM	Finishes		
0 On-Off	3X.LH63 Precision	B 12° Narrow	HC	3000	>98	3x1323	<2	01		
D DALI		E 23° Medium	HW	2700	>90	3x1491	<2	12		
		K - Without optics	HQ	3000	>90	3x1533	<2	31		
			WW	3000	>80	3x1859	<3	B0		
			NN	4000	>80	3x1920	<3	C0		
			LED nominal lumen					D0		
								E0		
								L0		
								M0		
								N0		

Yori Evo Ghosttrack

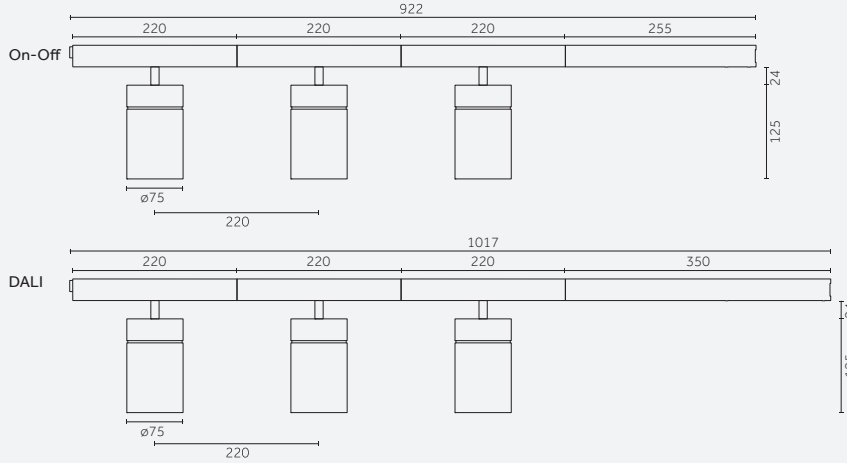
Ø 75 mm | Performance (3X)



Code example:

0 . **3X.LH72** **B** . **HW** **01**

Accessories: p.195 /198
 Spacers/Distanziali: p.198
 Mains Voltage Tracks: p.137-153
 Finishes: p.82-83
 Photometric data:
 www.reggiani.net



3x9 W COBLED Lumen delivered up to 3x1650 lm / Lumen maintenance: L90 B10=50,000h

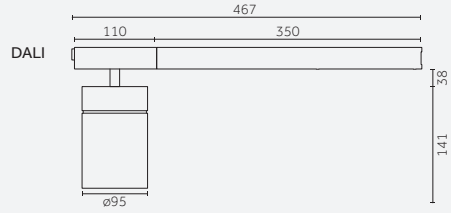
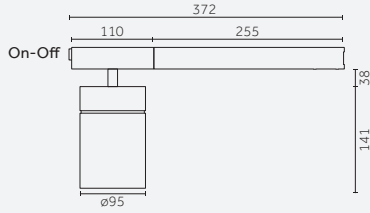

Driver	Version	Optics	LED	K	CRI	lm	SDCM	Finishes
0 On-Off	3X.LH72 Performance	B 12° Narrow	HC	3000	>98	3x1215	<2	01
D DALI		E 23° Medium	HW	2700	>90	3x1370	<2	12
		F 37° Medium-wide	HQ	3000	>90	3x1410	<2	31
		H 48° Wide	WW	3000	>80	3x1710	<3	B0
		K - Without optics	NN	4000	>80	3x1765	<3	C0
LED nominal lumen								D0
								E0
								L0
								M0
								N0

3x12 W COBLED Lumen delivered up to 3x1800 lm / Lumen maintenance: L90 B10=50,000h

Driver	Version	Optics	LED	K	CRI	lm	SDCM	Finishes
0 On-Off	3X.LH73 Performance	B 12° Narrow	HC	3000	>98	3x1323	<2	01
D DALI		E 23° Medium	HW	2700	>90	3x1491	<2	12
		F 37° Medium-wide	HQ	3000	>90	3x1533	<2	31
		H 48° Wide	WW	3000	>80	3x1859	<3	B0
		K - Without optics	NN	4000	>80	3x1920	<3	C0
LED nominal lumen								D0
								E0
								L0
								M0
								N0



Ø 95 mm | Precision (1X)



Code example:
0 . **1X.MH63** **B** . **HC** **01**

Accessories: p.196 /198
 Spacers/Distanziali: p.198
 Mains Voltage Tracks: p.137-153
 Finishes: p.82-83
 Photometric data:
 www.reggiani.net

12 W		COBLED		Lumen delivered up to 1690 lm / Lumen maintenance: L90 B10=50,000h						
Driver	Version	Optics	LED	K	CRI	lm	SDCM	Finishes		
0 On-Off	1X.MH63 Precision	B 12° Narrow	HC	3000	>98	1323	<2	01		
D DALI		E 23° Medium	HW	2700	>90	1491	<2	12		
		K - Without optics	HQ	3000	>90	1533	<2	31		
			WW	3000	>80	1859	<3	B0		
			NN	4000	>80	1920	<3	C0		
			LED nominal lumen					D0		
								E0		
								L0		
								M0		
								N0		

17 W		COBLED		Lumen delivered up to 1510 lm / Lumen maintenance: L90 B10=50,000h						
Driver	Version	Optics	LED	K	CRI	lm	SDCM	Finishes		
0 On-Off	1X.PH64 Precision	A 7° Very narrow	HC	3000	>98	1700	<2	01		
D DALI			HW	2700	>90	1870	<2	12		
			HQ	3000	>90	1920	<2	31		
			WW	3000	>80	2320	<3	B0		
			NN	4000	>80	2400	<3	C0		
			LED nominal lumen					D0		
								E0		
								L0		
								M0		
								N0		

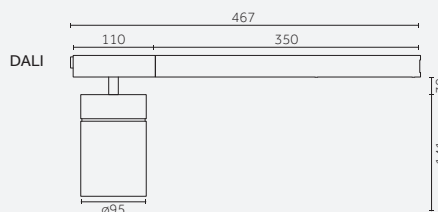
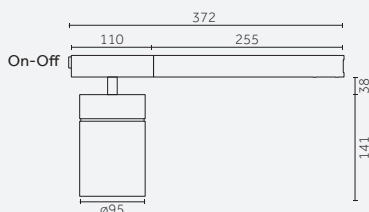
17 W		COBLED		Lumen delivered up to 2350 lm / Lumen maintenance: L90 B10=50,000h						
Driver	Version	Optics	LED	K	CRI	lm	SDCM	Finishes		
0 On-Off	1X.MH64 Precision	B 12° Narrow	HC	3000	>98	1834	<2	01		
D DALI		E 23° Medium	HW	2700	>90	2067	<2	12		
		K - Without optics	HQ	3000	>90	2122	<2	31		
			WW	3000	>80	2582	<3	B0		
			NN	4000	>80	2665	<3	C0		
			LED nominal lumen					D0		
								E0		
								L0		
								M0		
								N0		

24 W		COBLED		Lumen delivered up to 3170 lm / Lumen maintenance: L90 B10=50,000h						
Driver	Version	Optics	LED	K	CRI	lm	SDCM	Finishes		
0 On-Off	1X.MH66 Precision	B 12° Narrow	HC	3000	>98	2476	<2	01		
D DALI		E 23° Medium	HW	2700	>90	2792	<2	12		
		K - Without optics	HQ	3000	>90	2860	<2	31		
			WW	3000	>80	3487	<3	B0		
			NN	4000	>80	3602	<3	C0		
			LED nominal lumen					D0		
								E0		
								L0		
								M0		
								N0		

33 W		COBLED		Lumen delivered up to 4130 lm / Lumen maintenance: L90 B10=50,000h						
Driver	Version	Optics	LED	K	CRI	lm	SDCM	Finishes		
0 On-Off	1X.MH68 Precision	B 12° Narrow	HC	3000	>98	3142	<2	01		
D DALI		E 23° Medium	HW	2700	>90	3635	<2	12		
		K - Without optics	HQ	3000	>90	3735	<2	31		
			WW	3000	>80	4510	<3	B0		
			NN	4000	>80	4695	<3	C0		
			LED nominal lumen					D0		
								E0		
								L0		
								M0		
								N0		

33 W Warm Dimming COBLED		Lumen delivered up to 1520 lm / Lumen maintenance: L70 B50=50,000h						Finishes
Driver	Version	Optics	LED	K	CRI	lm	SDCM	Finishes
D DALI	1X.MH68 Precision	B 25° Medium	DT	1700-3000	>95	100-3100	<4	01 12 31 B0 C0 D0 E0 L0 M0 N0
LED nominal lumen								

Ø 95 mm | Performance (1X)



Code example:
0 . 1X.MH73 B . HW 01

Accessories: p.196/198
Spacers/Distanziali: p.198
Mains Voltage Tracks: p.137-153
Finishes: p.82-83
Photometric data:
www.reggiani.net

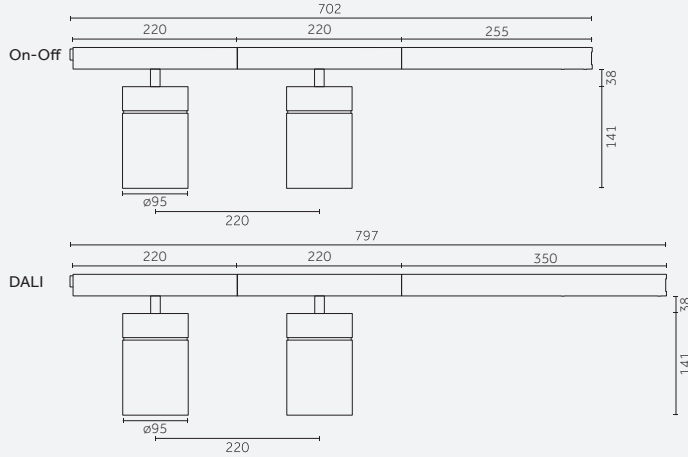
12 W COBLED		Lumen delivered up to 1800 lm / Lumen maintenance: L90 B10=50,000h						Finishes
Driver	Version	Optics	LED	K	CRI	lm	SDCM	Finishes
0 On-Off	1X.MH73 Performance	B 10° Narrow	HC	3000	>98	1323	<2	01 12 31 B0 C0 D0 E0 L0 M0 N0
D DALI		E 20° Medium	HW	2700	>90	1491	<2	
		H 31° Medium-wide	HQ	3000	>90	1533	<2	
		M 40° Wide	WW	3000	>80	1859	<3	
		K - Without optics	NN	4000	>80	1920	<3	
LED nominal lumen								

17 W COBLED		Lumen delivered up to 2500 lm / Lumen maintenance: L90 B10=50,000h						Finishes
Driver	Version	Optics	LED	K	CRI	lm	SDCM	Finishes
0 On-Off	1X.MH74 Performance	B 10° Narrow	HC	3000	>98	1834	<2	01 12 31 B0 C0 D0 E0 L0 M0 N0
D DALI		E 20° Medium	HW	2700	>90	2067	<2	
		H 31° Medium-wide	HQ	3000	>90	2122	<2	
		M 40° Wide	WW	3000	>80	2582	<3	
		K - Without optics	NN	4000	>80	2665	<3	
LED nominal lumen								

24 W COBLED		Lumen delivered up to 3300 lm / Lumen maintenance: L90 B10=50,000h						Finishes
Driver	Version	Optics	LED	K	CRI	lm	SDCM	Finishes
0 On-Off	1X.MH76 Performance	B 10° Narrow	HC	3000	>98	2476	<2	01 12 31 B0 C0 D0 E0 L0 M0 N0
D DALI		E 20° Medium	HW	2700	>90	2792	<2	
		H 31° Medium-wide	HQ	3000	>90	2860	<2	
		M 40° Wide	WW	3000	>80	3487	<3	
		K - Without optics	NN	4000	>80	3602	<3	
LED nominal lumen								

33 W COBLED		Lumen delivered up to 4110 lm / Lumen maintenance: L90 B10=50,000h						Finishes
Driver	Version	Optics	LED	K	CRI	lm	SDCM	Finishes
0 On-Off	1X.MH78 Performance	B 10° Narrow	HC	3000	>98	3142	<2	01 12 31 B0 C0 D0 E0 L0 M0 N0
D DALI		E 20° Medium	HW	2700	>90	3635	<2	
		H 31° Medium-wide	HQ	3000	>90	3735	<2	
		M 40° Wide	WW	3000	>80	4510	<3	
		K - Without optics	NN	4000	>80	4695	<3	
LED nominal lumen								

Ø 95 mm | Precision (2X)



Code example:

0 . **2X.MH63** **B** . **HC** **01**

Accessories: p.196 /198

Spacers/Distanziali: p.198

Mains Voltage Tracks: p.137-153

Finishes: p.82-83

Photometric data:

www.reggiani.net

2x12 W		COBLED		Lumen delivered up to 2x1690 lm / Lumen maintenance: L90 B10=50,000h						
Driver	Version	Optics	LED	K	CRI	lm	SDCM	Finishes		
0 On-Off	2X.MH63 Precision	B 12° Narrow	HC	3000	>98	2x1323	<2	01		
D DALI		E 23° Medium	HW	2700	>90	2x1491	<2	12		
		K - Without optics	HQ	3000	>90	2x1533	<2	31		
			WW	3000	>80	2x1859	<3	B0		
			NN	4000	>80	2x1920	<3	C0		
			LED nominal lumen					D0		
								E0		
								L0		
								M0		
								N0		

2x12 W		COBLED		Lumen delivered up to 2x1510 lm / Lumen maintenance: L90 B10=50,000h						
Driver	Version	Optics	LED	K	CRI	lm	SDCM	Finishes		
0 On-Off	2X.PH64 Precision	A 7° Very narrow	HC	3000	>98	2x1700	<2	01		
D DALI			HW	2700	>90	2x1870	<2	12		
			HQ	3000	>90	2x1920	<2	31		
			WW	3000	>80	2x2320	<3	B0		
			NN	4000	>80	2x2400	<3	C0		
			LED nominal lumen					D0		
								E0		
								L0		
								M0		
								N0		

2x17 W		COBLED		Lumen delivered up to 2x2350 lm / Lumen maintenance: L90 B10=50,000h						
Driver	Version	Optics	LED	K	CRI	lm	SDCM	Finishes		
0 On-Off	2X.MH64 Precision	B 12° Narrow	HC	3000	>98	2x1834	<2	01		
D DALI		E 23° Medium	HW	2700	>90	2x2067	<2	12		
		K - Without optics	HQ	3000	>90	2x2122	<2	31		
			WW	3000	>80	2x2582	<3	B0		
			NN	4000	>80	2x2665	<3	C0		
			LED nominal lumen					D0		
								E0		
								L0		
								M0		
								N0		

Yori Evo Ghostrack

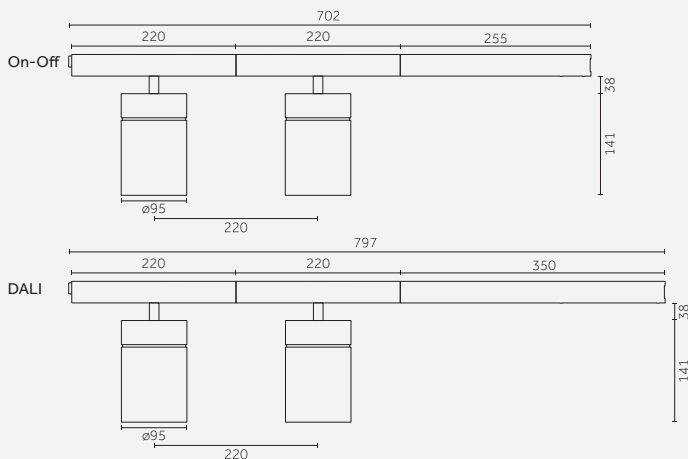
Ø 95 mm | Performance (2X)



Code example:

0 . **2X.MH73** **B** . **HC** **01**

Accessories: p.197/198
 Spacers/Distanziali: p.198
 Mains Voltage Tracks: p.137-153
 Finishes: p.82-83
 Photometric data:
 www.reggiani.net



2x12 W COBLED Lumen delivered up to 2x1800 lm / Lumen maintenance: L90 B10=50,000h


Driver	Version	Optics	LED	K	CRI	lm	SDCM	Finishes
0 On-Off	2X.MH73 Performance	B 10° Narrow	HC	3000	>98	2x1323	<2	01
D DALI		E 20° Medium	HW	2700	>90	2x1491	<2	12
		H 31° Medium-wide	HQ	3000	>90	2x1533	<2	31
		M 40° Wide	WW	3000	>80	2x1859	<3	B0
		K - Without optics	NN	4000	>80	2x1920	<3	C0
LED nominal lumen								D0
								E0
								L0
								M0
								N0

2x17 W COBLED Lumen delivered up to 2x2500 lm / Lumen maintenance: L90 B10=50,000h

Driver	Version	Optics	LED	K	CRI	lm	SDCM	Finishes
0 On-Off	2X.MH74 Performance	B 10° Narrow	HC	3000	>98	2x1834	<2	01
D DALI		E 20° Medium	HW	2700	>90	2x2067	<2	12
		H 31° Medium-wide	HQ	3000	>90	2x2122	<2	31
		M 40° Wide	WW	3000	>80	2x2582	<3	B0
		K - Without optics	NN	4000	>80	2x2665	<3	C0
LED nominal lumen								D0
								E0
								L0
								M0
								N0

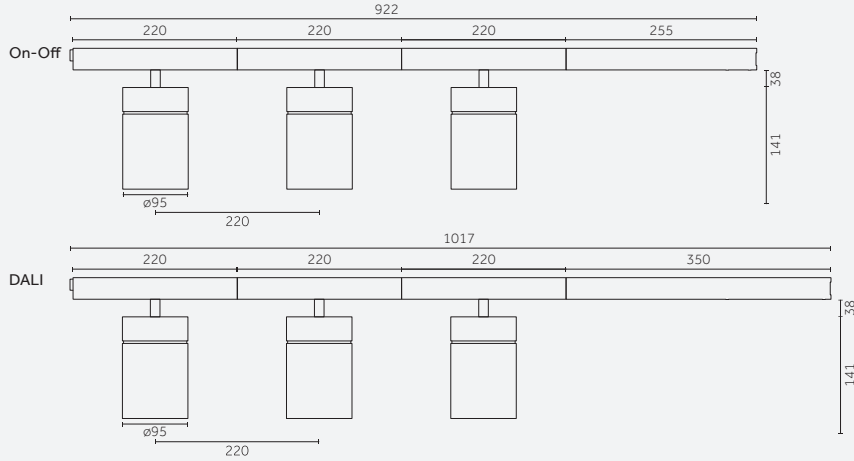
Yori Evo Ghostrack

Ø 95 mm | Precision (3X)



Code example:
0 . 3X.MH63 B . HC 01

Accessories: p.196/198
 Spacers/Distanziali: p.198
 Mains Voltage Tracks: p.137-153
 Finishes: p.82-83
 Photometric data:
 www.reggiani.net



3x12 W COB LED


Lumen delivered up to 3x1690 lm / Lumen maintenance: L90 B10=50,000h

Driver	Version	Optics	LED	K	CRI	lm	SDCM	Finishes
0 On-Off	3X.MH63 Precision	B 10° Narrow	HC	3000	>98	3x1323	<2	01
D DALI		E 20° Medium	HW	2700	>90	3x1491	<2	12
		H 31° Medium-wide	HQ	3000	>90	3x1533	<2	31
		M 40° Wide	WW	3000	>80	3x1859	<3	B0
		K - Without optics	NN	4000	>80	3x1920	<3	C0
								D0
								E0
								L0
								M0
								N0

LED nominal lumen

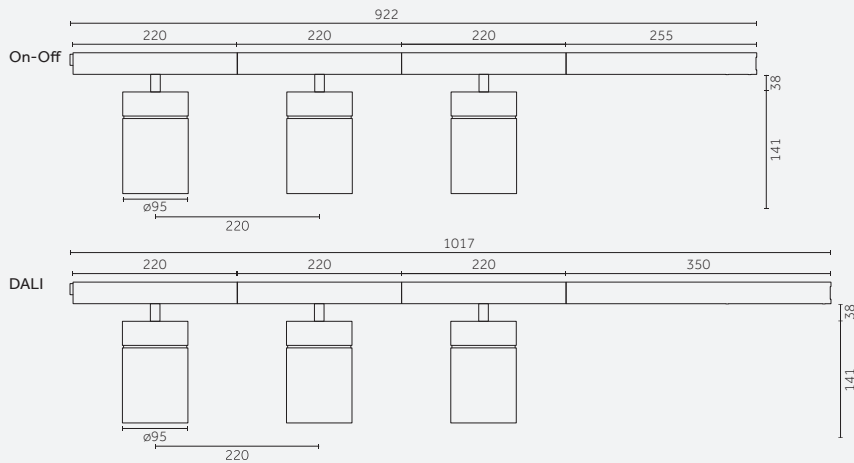
118

Ø 95 mm | Performance (3X)



Code example:
0 . 3X.MH73 B . HC 01

Accessories: p.197 /198
 Spacers/Distanziali: p.198
 Mains Voltage Tracks: p.137-153
 Finishes: p.82-83
 Photometric data:
 www.reggiani.net



3x12 W COB LED

Lumen delivered up to 3x1800 lm / Lumen maintenance: L90 B10=50,000h

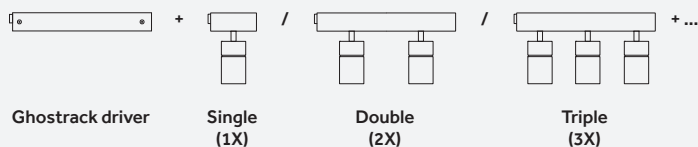
Driver	Version	Optics	LED	K	CRI	lm	SDCM	Finishes
0 On-Off	3X.MH73 Performance	B 10° Narrow	HC	3000	>98	3x1323	<3	01
D DALI		E 20° Medium	HW	2700	>90	3x1491	<3	12
		H 31° Medium-wide	HQ	3000	>90	3x1533	<3	31
		M 40° Wide	WW	3000	>80	3x1859	<3	B0
		K - Without optics	NN	4000	>80	3x1920	<3	C0
								D0
								E0
								L0
								M0
								N0

LED nominal lumen

Electrical devices

- ^{EN} 1. Choose one size (Ø22, Ø35, Ø43 mm)
 2. Check the Ghostrack driver chart to know the min/max number of products to connect (from 1 to 15)
 3. Create your custom cluster

- ^{IT} 1. Scegli una misura (Ø22, Ø35, Ø43 mm)
 2. Controlla la tabella Ghostrack driver per conoscere il numero minimo/massimo di prodotti utilizzabili (da 1 a 15)
 3. Crea il tuo cluster personalizzato



Ø 22 mm | Electrical Devices

Ghostrack driver

		2 W	3x2 W	POWER LED			
Type	Code	W	Size (mm)	Tech. info	mA	Connectable fixtures (Min-Max)	
On/Off	0.30457.0000	35 max	256	220-240Vac / 50/60Hz	700	9-15 (1X)	3-5 (3X)
DALI	D.30457.0000	35 max	350	120-277Vac / 50/60Hz	700	3-15 (1X)	1-5 (3X)

Ø 35 mm | Electrical Devices

Ghostrack driver

		2,7 W	2x2,7 W	3x2,7 W	POWER LED			
Type	Code	W	Size (mm)	Tech. info	mA	Connectable fixtures (Min-Max)		
On/Off	0.30455.0000	35 max	256	220-240Vac / 50/60Hz	900	9-13 (1X)	5-6 (2X)	3-4 (3X)
DALI	D.30455.0000	35 max	350	120-277Vac / 50/60Hz	900	3-13 (1X)	2-6 (2X)	1-4 (3X)

Ø 43 mm | Electrical Devices

Ghostrack driver

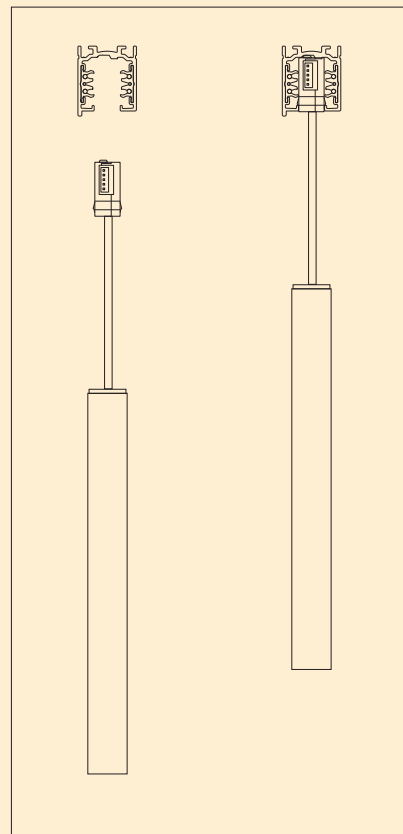
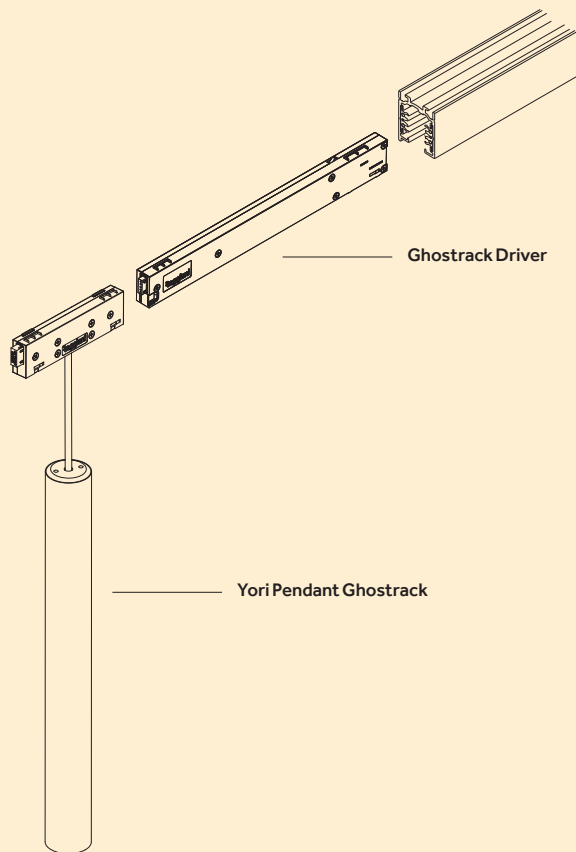
		2,5 W	2x2,5 W	POWER LED			
Type	Code	W	Size (mm)	Tech. info	mA	Connectable fixtures (Min-Max)	
On/Off	0.30456.0000	35 max	256	220-240Vac / 50/60Hz	700	8-14 (1X)	4-7 (2X)
DALI	D.30456.0000	35 max	350	120-277Vac / 50/60Hz	700	3-14 (1X)	2-7 (2X)

		4 W	2x4 W	POWER LED			
Type	Code	W	Size (mm)	Tech. info	mA	Connectable fixtures (Min-Max)	
On/Off	0.30451.0000	35 max	256	220-240Vac / 50/60Hz	350	3-4 (1X)	2 (2X)
DALI	D.30451.0000	35 max	350	120-277Vac / 50/60Hz	350	1-4 (1X)	1-2 (2X)

		9 W	2x9 W	POWER LED			
Type	Code	W	Size (mm)	Tech. info	mA	Connectable fixtures (Min-Max)	
On/Off	0.30453.0000	35 max	256	220-240Vac / 50/60Hz	700	3-4 (1X)	2 (2X)
DALI	D.30453.0000	35 max	350	120-277Vac / 50/60Hz	700	1-4 (1X)	1-2 (2X)

		6,5 W	Warm dimming COB LED				
Type	Code	W	Size (mm)	Tech. info	mA	Connectable fixtures (Min-Max)	
DALI	D.30453.0000	35 max	350	120-277Vac / 50/60Hz	700	2-5 (1X)	1-2 (2X)

Yori Pendant Ghostrack



120

Ø 22 mm			Ø 35 mm			Ø 60 mm			Ø 95 mm		
p.121	p.121	p.122	p.122	p.123	p.123	p.124	p.124	p.125	p.125	p.126	p.126

POWERLED
2W
140lm - 200lm
L90 B10=50,000h
2700K, 3000K, 4000K
SDCM <3
CRI >80, CRI >90

POWERLED
2,7W
270lm - 372lm
L90 B10=50,000h
2700K, 3000K, 4000K
SDCM <3
CRI >80, CRI >90

COBLED
9W, 12W
1050lm - 1775lm
L90 B10=50,000h
2700K, 3000K, 4000K
SDCM <3
CRI >85, CRI >90

Warm Dimming COBLED
6W, 12W
100lm - 1000lm
L70 B50=50,000h
1700K-3000K
SDCM <4
CRI >95

COBLED
12W, 17W, 24W
1491lm - 3602lm
L90 B10=50,000h
2700K, 3000K, 4000K
SDCM <2, <3
CRI >80, CRI >90

Warm Dimming COBLED
25W
100lm - 2500lm
L70 B50=50,000h
1700K-3000K
SDCM <4
CRI >95

Yori Pendant Ghostrack

Ø 22 mm | H 400 mm



* Pending



Code example:

X . **BM70** B . **HW 12**

Accessories: p.187
 Spacers/Distanziali: p.198
 Mains Voltage Tracks: p.137-153
 Finishes: p.82-83
 Photometric data:
 www.reggiani.net
 Ghostrack driver: p.127
 + ...



Notes:
 Cable length 3mt/
 Lunghezza cavo 3mt

2W POWERLED

Lumen delivered up to 110 lm / Lumen maintenance: L90 B10=50,000h

Driver	Version	Optics	LED	K	CRI	lm	SDCM	Finishes
X Not included	BM70	B 10° Narrow	HW	2700	>90	140	<3	01
		E 28° Medium	HQ	3000	>90	145	<3	12
		H 33° Wide	WW	3000	>80	190	<3	31
			NN	4000	>80	200	<3	B0
			LED nominal lumen					C0
								DO
								EO
								LO
								MO
								NO

Ø 22 mm | H 800 mm



* Pending



Code example:

X . **CM70** B . **HW 12**

Accessories: p.187
 Spacers/Distanziali: p.198
 Mains Voltage Tracks: p.137-153
 Finishes: p.82-83
 Photometric data:
 www.reggiani.net
 Ghostrack driver: p.127
 + ...



Notes:
 Cable length 3mt/
 Lunghezza cavo 3mt

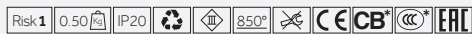
2W POWERLED

Lumen delivered up to 110 lm / Lumen maintenance: L90 B10=50,000h

Driver	Version	Optics	LED	K	CRI	lm	SDCM	Finishes
X Not included	CM70	B 10° Narrow	HW	2700	>90	140	<3	01
		E 28° Medium	HQ	3000	>90	145	<3	12
		H 33° Wide	WW	3000	>80	190	<3	31
			NN	4000	>80	200	<3	B0
			LED nominal lumen					C0
								DO
								EO
								LO
								MO
								NO

Yori Pendant Ghostrack

Ø 35 mm | H 400 mm



* Pending



Code example:

X . **GM71** B . **HW 12**

Accessories: p.188
 Spacers/Distanziali: p.198
 Mains Voltage Tracks: p.137-153
 Finishes: p.82-83
 Photometric data:
 www.reggiani.net
 Ghostrack driver: p.127
 ■■■■■ + ■■■■■ + ...



Notes:
 Cable length 3mt/
 Lunghezza cavo 3mt

2,7 W POWER LED Lumen delivered up to 290 lm / Lumen maintenance: L90 B10=50,000h

Driver	Version	Optics	LED	K	CRI	lm	SDCM	Finishes
X Notincluded	GM71	B 10° Narrow	HW	2700	>90	270	<3	01
		E 22° Medium	HQ	3000	>90	280	<3	12
		H 31° Wide	WW	3000	>80	340	<3	31
			NN	4000	>80	372	<3	B0
LED nominal lumen								
								C0
								DO
								E0
								L0
								M0
								NO

Ø 35 mm | H 800 mm



* Pending



Code example:

X . **HM71** B . **HW 12**

Accessories: p.188
 Spacers/Distanziali: p.198
 Mains Voltage Tracks: p.137-153
 Finishes: p.82-83
 Photometric data:
 www.reggiani.net
 Ghostrack driver: p.127
 ■■■■■ + ■■■■■ + ...



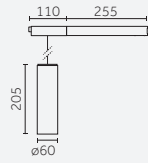
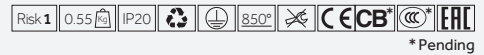
Notes:
 Cable length 3mt/
 Lunghezza cavo 3mt

2,7 W POWER LED Lumen delivered up to 290 lm / Lumen maintenance: L90 B10=50,000h

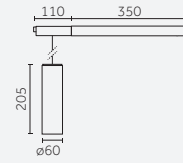
Driver	Version	Optics	LED	K	CRI	lm	SDCM	Finishes
X Notincluded	HM71	B 10° Narrow	HW	2700	>90	270	<3	01
		E 22° Medium	HQ	3000	>90	280	<3	12
		H 31° Wide	WW	3000	>80	340	<3	31
			NN	4000	>80	372	<3	B0
LED nominal lumen								
								C0
								DO
								E0
								L0
								M0
								NO

Yori Pendant Ghostrack

Ø 60 mm | H 205 mm



On-Off



DALI



Code example:

0 . **LM72** **B** . **HW** **12**

Accessories: p.191

Spacers/Distanziali: p.198

Mains Voltage Tracks: p.137-153

Finishes: p.82-83

Photometric data:

www.reggiani.net

Notes:

Cable length 3mt/
Lunghezza cavo 3mt
Driver included/
Driver incluso

9W COB LED

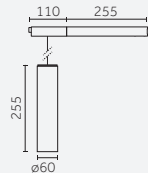

Lumen delivered up to 1000lm / Lumen maintenance: L90 B10=50,000h

Driver	Version	Optics	LED	K	CRI	lm	SDCM	Finishes
0 On-Off	LM72	B 12° Narrow	HW 2700	>90	1050	<2	01	
D DALI		E 20° Medium	HQ 3000	>90	1100	<2	12	
		H 32° Wide	WW 3000	>80	1300	<3	31	
		K - Without optics	NN 4000	>80	1360	<3	B0	
							C0	
							D0	
							E0	
							L0	
							M0	
							N0	

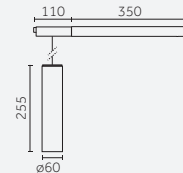
LED nominal lumen

124

Ø 60 mm | H 255 mm



On-Off



DALI



Code example:

0 . **MM72** **B** . **HW** **12**

Accessories: p.191

Spacers/Distanziali: p.198

Mains Voltage Tracks: p.137-153

Finishes: p.82-83

Photometric data:

www.reggiani.net

Notes:

Cable length 3mt/
Lunghezza cavo 3mt
Driver included/
Driver incluso

9W COB LED

Lumen delivered up to 1000lm / Lumen maintenance: L90 B10=50,000h

Driver	Version	Optics	LED	K	CRI	lm	SDCM	Finishes
0 On-Off	MM72	B 12° Narrow	HW 2700	>90	1050	<2	01	
D DALI		E 20° Medium	HQ 3000	>90	1100	<2	12	
		H 32° Wide	WW 3000	>80	1300	<3	31	
		K - Without optics	NN 4000	>80	1360	<3	B0	
							C0	
							D0	
							E0	
							L0	
							M0	
							N0	

LED nominal lumen

6W Warm Dimming COB LED

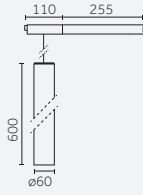
Lumen delivered up to 390lm / Lumen maintenance: L70 B50=50,000h

Driver	Version	Optics	LED	K	CRI	lm	SDCM	Finishes
D DALI	MM72	B 27° Medium	DT 1700-3000	>95	100-550	<4	01	
							12	
							31	
							B0	
							C0	
							D0	
							E0	
							L0	
							M0	
							N0	

LED nominal lumen

Yori Pendant Ghostrack

Ø 60 mm | H 600 mm



On-Off



DALI

* Pending



Code example:

0 . MM73 B . HW 12

Accessories: p.191
Spacers/Distanziali: p.198
Mains Voltage Tracks: p.137-153
Finishes: p.82-83
Photometric data:
www.reggiani.net

Notes:

Cable length 3mt/
Lunghezza cavo 3mt
Driver included/
Driver incluso

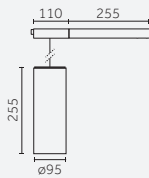
12 W COBLED Lumen delivered up to 1400 lm / Lumen maintenance: L90 B10=50,000h

Driver	Version	Optics	LED	K	CRI	lm	SDCM	Finishes
0 On-Off	MM73	B 12° Narrow	HW	2700	>90	1370	<2	01
D DALI		E 20° Medium	HQ	3000	>90	1420	<2	12
		H 32° Wide	WW	3000	>80	1700	<3	31
		K - Without optics	NN	4000	>80	1775	<3	B0
LED nominal lumen								
								C0
								DO
								E0
								L0
								M0
								N0

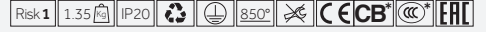
12 W Warm Dimming COBLED Lumen delivered up to 690 lm / Lumen maintenance: L70 B50=50,000h

Driver	Version	Optics	LED	K	CRI	lm	SDCM	Finishes
D DALI	MM73	B 27° Medium	DT	1700-3000	>95	100-1000	<4	01
								12
LED nominal lumen								
								31
								B0
								C0
								DO
								E0
								L0
								M0
								N0

Ø 95 mm | H 255 mm



On-Off



DALI

* Pending



Code example:

0 . NM73 B . HW 12

Accessories: p.196
Spacers/Distanziali: p.198
Mains Voltage Tracks: p.137-153
Finishes: p.82-83
Photometric data:
www.reggiani.net

Notes:

Cable length 3mt/
Lunghezza cavo 3mt
Driver included/
Driver incluso

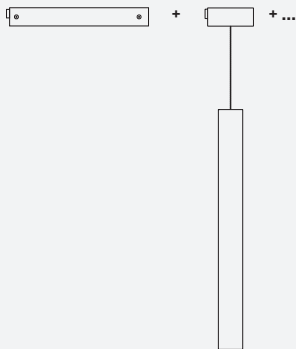
12 W COBLED Lumen delivered up to 1500 lm / Lumen maintenance: L90 B10=50,000h

Driver	Version	Optics	LED	K	CRI	lm	SDCM	Finishes
0 On-Off	NM73	B 12° Narrow	HW	2700	>90	1491	<2	01
D DALI		E 23° Medium	HQ	3000	>90	1533	<2	12
		H 38° Wide	WW	3000	>80	1859	<3	31
		M 53° Very wide	NN	4000	>80	1920	<3	B0
LED nominal lumen								
								C0
								DO
								E0
								L0
								M0
								N0

Electrical devices

- ^{EN} 1. Choose one size (Ø22, Ø35 mm)
 2. Check the Ghostrack driver chart to know the min/max number of products to connect (from 3 to 15)
 3. Create your custom cluster

- ^{IT} 1. Scegli una misura (Ø22, Ø35 mm)
 2. Controlla la tabella Ghostrack driver per conoscere il numero minimo/massimo di prodotti utilizzabili (da 3 a 15)
 3. Crea il tuo cluster personalizzato


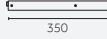


Ghostrack driver Single

Ø 22 mm | Electrical Devices

Ghostrack driver



2 W POWERLED

Type	Code	W	Size (mm)	Tech. info	mA	Connectable fixtures (Min-Max)
On/Off	0.30457.0000	35 max		220-240Vac / 50/60Hz	700	9-15
DALI	D.30457.0000	35 max		120-277Vac / 50/60Hz	700	3-15

Ø 35 mm | Electrical Devices

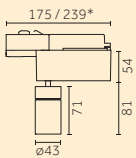
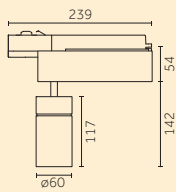
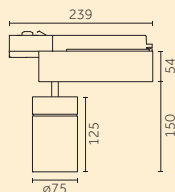
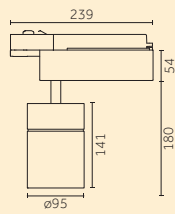
Ghostrack driver

2,7 W POWERLED

Type	Code	W	Size (mm)	Tech. info	mA	Connectable fixtures (Min-Max)
On/Off	0.30455.0000	35 max		220-240Vac / 50/60Hz	900	9-13
DALI	D.30455.0000	35 max		120-277Vac / 50/60Hz	900	3-13

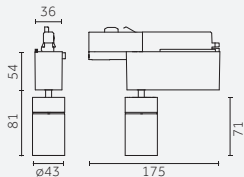
Yori Evo Box

128

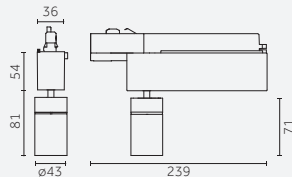
Ø 43 mm		Ø 60 mm		Ø 75 mm		Ø 95 mm	
							
Precision	p.129	Precision	p.130	Precision	p.132	Precision	p.134
Performance	p.129	Performance	p.131	Performance	p.133	Performance	p.135
POWERLED 4 W, 9 W 410lm-940lm L90 B10=50,000h 2700 K, 3000 K, 4000 K SDCM <3 CRI >80, CRI >90		COBLED 9 W, 12 W, 17 W 725lm-2400lm L90 B10=50,000h 2700 K, 3000 K, 4000 K SDCM <2 <3 CRI >80, CRI >90, CRI >98		COBLED 12 W, 17 W, 24 W, 28 W 1323lm-4054lm L90 B10=50,000h 2700 K, 3000 K, 4000 K SDCM <2 <3 CRI >80, CRI >90, CRI >98		COBLED 12 W, 17 W, 24 W, 33 W, 37 W 1323lm-5090lm L90 B10=50,000h 2700 K, 3000 K, 4000 K SDCM <2 <3 CRI >80, CRI >90, CRI >98	
Warm Dimming COBLED 6,5 W 10lm - 550lm L70 B50=50,000h 1800 K-2800 K SDCM <4 CRI >95		Warm Dimming COBLED 12 W 100lm - 1000lm L70 B50=50,000h 1700 K-3000 K SDCM <4 CRI >95		Warm Dimming COBLED 25 W 100lm - 2500lm L70 B50=50,000h 1700 K-3000 K SDCM <4 CRI >95		Warm Dimming COBLED 33 W 100lm - 3100lm L70 B50=50,000h 1700 K-3000 K SDCM <4 CRI >95	

*Phase-cut / DALI / Dimmer on board / Bluetooth

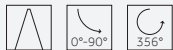
Ø 43 mm | Precision



On-Off



Phase-cut / DALI / Dimmer on board / Bluetooth



Code example:

0 . **FH81** . **A** . **HW** **12**

Accessories: p.189
Mains Voltage Tracks: p.137-153
Finishes: p.82-83

Photometric data:
www.reggiani.net

Notes:
Dimm 1-10V version on request/
Versione Dimm-1-10V
su richiesta

4 W POWERLED Lumen delivered up to 435 lm / Lumen maintenance: L90 B10=50,000h

Driver	Version	Optics	LED	K	CRI	lm	SDCM	Finishes
0 On-Off	FH81 Precision	A 8° Very narrow	HW	2700	>90	410	<3	12
T Phase-cut		B 11° Narrow	HQ	3000	>90	415	<3	31
D DALI		E 23° Medium	WW	3000	>80	485	<3	
P Dimmer on board		H 40° Wide	NN	4000	>80	530	<3	

LED nominal lumen

9 W POWERLED Lumen delivered up to 750 lm / Lumen maintenance: L90 B10=50,000h

Driver	Version	Optics	LED	K	CRI	lm	SDCM	Finishes
0 On-Off	FH82 Precision	A 8° Very narrow	HW	2700	>90	725	<3	12
T Phase-cut		B 11° Narrow	HQ	3000	>90	730	<3	31
D DALI		E 23° Medium	WW	3000	>80	845	<3	
P Dimmer on board		H 40° Wide	NN	4000	>80	940	<3	

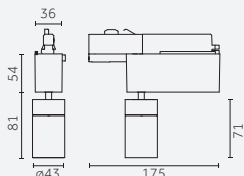
LED nominal lumen

6,5 W Warm Dimming COBLED Lumen delivered up to 130 lm / Lumen maintenance: L70 B50=50,000h

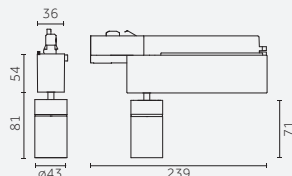
Driver	Version	Optics	LED	K	CRI	lm	SDCM	Finishes
D DALI	FH82 Precision	B 27° Medium	DT	1800-2800	>95	10-550	<4	12
P Dimmer on board								31
H Bluetooth								

LED nominal lumen

Ø 43 mm | Performance



On-Off



Phase-cut / DALI / Dimmer on board / Bluetooth



Code example:

0 . **FH91** . **B** . **HW** **12**

Accessories: p.190
Mains Voltage Tracks: p.137-153
Finishes: p.82-83

Photometric data:
www.reggiani.net

Notes:
Dimm 1-10V version on request/
Versione Dimm-1-10V
su richiesta

4 W POWERLED Lumen delivered up to 450 lm / Lumen maintenance: L90 B10=50,000h

Driver	Version	Optics	LED	K	CRI	lm	SDCM	Finishes
0 On-Off	FH91 Performance	B 8° Narrow	HW	2700	>90	410	<3	12
T Phase-cut		E 18° Medium	HQ	3000	>90	415	<3	31
D DALI		H 29° Wide	WW	3000	>80	485	<3	
P Dimmer on board			NN	4000	>80	530	<3	

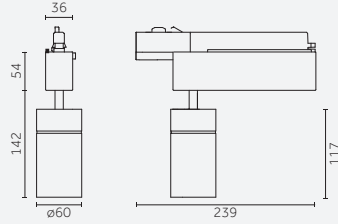
LED nominal lumen

9 W POWERLED Lumen delivered up to 780 lm / Lumen maintenance: L90 B10=50,000h

Driver	Version	Optics	LED	K	CRI	lm	SDCM	Finishes
0 On-Off	FH92 Performance	B 8° Narrow	HW	2700	>90	725	<3	12
T Phase-cut		E 18° Medium	HQ	3000	>90	730	<3	31
D DALI		H 29° Wide	WW	3000	>80	845	<3	
P Dimmer on board			NN	4000	>80	940	<3	

LED nominal lumen

Ø 60 mm | Precision



Code example:

0 . RH82 A . HW 12

Accessories: p.191-192

Mains Voltage Tracks: p.137-153

Finishes: p.82-83

Photometric data:

www.reggiani.net

Notes:

Dimm 1-10V version on request/
Versione Dimm-1-10V
su richiesta

9W POWERLED		Lumen delivered up to 772 lm / Lumen maintenance: L90 B10=50,000h						
Driver	Version	Optics	LED K	CRI	lm	SDCM	Finishes	
O On-Off	RH82 Precision	A 8° Very narrow	HW 2700	>90	725	<2	12 <input type="checkbox"/>	
T Phase-cut			HQ 3000	>90	730	<2	31 <input checked="" type="checkbox"/>	
D DALI			WW 3000	>80	844	<3		
P Dimmer on board			NN 4000	>80	941	<3		
H Bluetooth			LED nominal lumen					

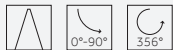
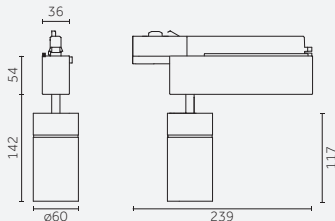
9W COB LED		Lumen delivered up to 1115 lm / Lumen maintenance: L90 B10=50,000h						
Driver	Version	Optics	LED K	CRI	lm	SDCM	Finishes	
O On-Off	GH82 Precision	B 12° Narrow	HC 3000	>98	960	<2	12 <input type="checkbox"/>	
T Phase-cut		E 20° Medium	HW 2700	>90	1050	<2	31 <input checked="" type="checkbox"/>	
D DALI		K - Without optics	HQ 3000	>90	1100	<2		
P Dimmer on board			WW 3000	>80	1300	<3		
H Bluetooth			NN 4000	>80	1360	<3		
			LED nominal lumen					

12W COB LED		Lumen delivered up to 1455 lm / Lumen maintenance: L90 B10=50,000h						
Driver	Version	Optics	LED K	CRI	lm	SDCM	Finishes	
O On-Off	GH83 Precision	B 12° Narrow	HC 3000	>98	1250	<2	12 <input type="checkbox"/>	
T Phase-cut		E 20° Medium	HW 2700	>90	1370	<2	31 <input checked="" type="checkbox"/>	
D DALI		K - Without optics	HQ 3000	>90	1420	<2		
P Dimmer on board			WW 3000	>80	1700	<3		
H Bluetooth			NN 4000	>80	1775	<3		
			LED nominal lumen					

17W COB LED		Lumen delivered up to 1970 lm / Lumen maintenance: L90 B10=50,000h						
Driver	Version	Optics	LED K	CRI	lm	SDCM	Finishes	
O On-Off	GH84 Precision	B 12° Narrow	HC 3000	>98	1700	<2	12 <input type="checkbox"/>	
T Phase-cut		E 20° Medium	HW 2700	>90	1870	<2	31 <input checked="" type="checkbox"/>	
D DALI		K - Without optics	HQ 3000	>90	1920	<2		
P Dimmer on board			WW 3000	>80	2320	<3		
H Bluetooth			NN 4000	>80	2400	<3		
			LED nominal lumen					

12W Warm Dimming COB LED		Lumen delivered up to 690 lm / Lumen maintenance: L70 B50=50,000h						
Driver	Version	Optics	LED K	CRI	lm	SDCM	Finishes	
D DALI	GH83 Precision	B 27° Medium	DT 1700-3000	>95	100-1000	<4	12 <input type="checkbox"/>	
P Dimmer on board			LED nominal lumen					31 <input checked="" type="checkbox"/>
H Bluetooth								

Ø 60 mm | Performance



Code example:

0 . **GH92** **B** . **HW** **12**

Accessories: p.193

Mains Voltage Tracks: p.137-153

Finishes: p.82-83

Photometric data:

www.reggiani.net

Notes:

Dimm 1-10V version on request/
Versione Dimm-1-10V
su richiesta

9W COBLED Lumen delivered up to 1200 lm / Lumen maintenance: L90 B10=50,000h

Driver	Version	Optics	LED	K	CRI	lm	SDCM	Finishes
0 On-Off	GH92 Performance	B 13° Narrow	HC	3000	>98	960	<2	12
T Phase-cut		E 24° Medium	HW	2700	>90	1050	<2	31
D DALI		H 39° Wide	HQ	3000	>90	1100	<2	
P Dimmer on board		K - Without optics	WW	3000	>80	1300	<3	
H Bluetooth			NN	4000	>80	1360	<3	

LED nominal lumen

12W COBLED Lumen delivered up to 1560 lm / Lumen maintenance: L90 B10=50,000h

Driver	Version	Optics	LED	K	CRI	lm	SDCM	Finishes
0 On-Off	GH93 Performance	B 13° Narrow	HC	3000	>98	1250	<2	12
T Phase-cut		E 24° Medium	HW	2700	>90	1370	<2	31
D DALI		H 39° Wide	HQ	3000	>90	1420	<2	
P Dimmer on board		K - Without optics	WW	3000	>80	1700	<3	
H Bluetooth			NN	4000	>80	1775	<3	

LED nominal lumen

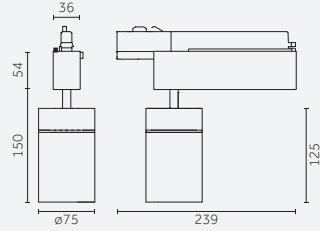
17W COBLED Lumen delivered up to 2110 lm / Lumen maintenance: L90 B10=50,000h

Driver	Version	Optics	LED	K	CRI	lm	SDCM	Finishes
0 On-Off	GH94 Performance	B 13° Narrow	HC	3000	>98	1700	<2	12
T Phase-cut		E 24° Medium	HW	2700	>90	1870	<2	31
D DALI		H 39° Wide	HQ	3000	>90	1920	<2	
P Dimmer on board		K - Without optics	WW	3000	>80	2320	<3	
H Bluetooth			NN	4000	>80	2400	<3	

LED nominal lumen



Ø 75 mm | Precision



Code example:

0 . **LH83** B . **HC** 12

Accessories: p.194
Mains Voltage Tracks: p.137-153
Finishes: p.82-83

Photometric data:
www.reggiani.net

Notes:
Dimm 1-10V version on request/
Versione Dimm-1-10V
su richiesta

12 W COB LED Lumen delivered up to 1575 lm / Lumen maintenance: L90 B10=50,000h

Driver	Version	Optics	LED	K	CRI	lm	SDCM	Finishes
O On-Off	LH83 Precision	B 12° Narrow	HC	3000	>98	1323	<2	12 <input type="checkbox"/>
T Phase-cut		E 23° Medium	HW	2700	>90	1491	<2	31 <input type="checkbox"/>
D DALI		K - Without optics	HQ	3000	>90	1533	<2	
P Dimmer on board			WW	3000	>80	1859	<3	
H Bluetooth			NN	4000	>80	1920	<3	

LED nominal lumen

17 W COB LED Lumen delivered up to 1465 lm / Lumen maintenance: L90 B10=50,000h

Driver	Version	Optics	LED	K	CRI	lm	SDCM	Finishes
O On-Off	NH84 Precision	A 7° Very narrow	HC	3000	>98	1700	<2	12 <input type="checkbox"/>
T Phase-cut			HW	2700	>90	1870	<2	31 <input type="checkbox"/>
D DALI			HQ	3000	>90	1920	<2	
P Dimmer on board			WW	3000	>80	2320	<3	
H Bluetooth			NN	4000	>80	2400	<3	

LED nominal lumen

17 W COB LED Lumen delivered up to 2190 lm / Lumen maintenance: L90 B10=50,000h

Driver	Version	Optics	LED	K	CRI	lm	SDCM	Finishes
O On-Off	LH84 Precision	B 12° Narrow	HC	3000	>98	1834	<2	12 <input type="checkbox"/>
T Phase-cut		E 23° Medium	HW	2700	>90	2067	<2	31 <input type="checkbox"/>
D DALI		K - Without optics	HQ	3000	>90	2122	<2	
P Dimmer on board			WW	3000	>80	2582	<3	
H Bluetooth			NN	4000	>80	2665	<3	

LED nominal lumen

24 W COB LED Lumen delivered up to 2955 lm / Lumen maintenance: L90 B10=50,000h

Driver	Version	Optics	LED	K	CRI	lm	SDCM	Finishes
O On-Off	LH86 Precision	B 12° Narrow	HC	3000	>98	2476	<3	12 <input type="checkbox"/>
T Phase-cut		E 23° Medium	HW	2700	>90	2792	<3	31 <input type="checkbox"/>
D DALI		K - Without optics	HQ	3000	>90	2860	<3	
P Dimmer on board			WW	3000	>80	3487	<3	
H Bluetooth			NN	4000	>80	3602	<3	

LED nominal lumen

28 W COB LED Lumen delivered up to 3325 lm / Lumen maintenance: L90 B10=50,000h

Driver	Version	Optics	LED	K	CRI	lm	SDCM	Finishes
O On-Off	LH87 Precision	B 12° Narrow	HC	3000	>98	2777	<3	12 <input type="checkbox"/>
T Phase-cut		E 23° Medium	HW	2700	>90	3137	<3	31 <input type="checkbox"/>
D DALI		K - Without optics	HQ	3000	>90	3207	<3	
P Dimmer on board			WW	3000	>80	3898	<3	
H Bluetooth			NN	4000	>80	4054	<3	

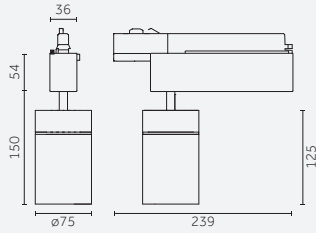
LED nominal lumen

25 W Warm Dimming COB LED Lumen delivered up to 1100lm / Lumen maintenance: L70 B50=50,000h

Driver	Version	Optics	LED	K	CRI	lm	SDCM	Finishes
D DALI	LH86 Precision	B 25° Medium	DT	1700-3000	>95	100-2500	<4	12 <input type="checkbox"/>
P Dimmer on board								31 <input type="checkbox"/>
H Bluetooth								

LED nominal lumen

Ø 75 mm | Performance



Code example:

O . **LH93** **B** . **HC** **12**

Accessories: p.195

Mains Voltage Tracks: p.137-153

Finishes: p.82-83

Photometric data:

www.reggiani.net

Notes:

Dimm 1-10V version on request/
Versione Dimm-1-10V
su richiesta

12 W COBLED Lumen delivered up to 1800lm / Lumen maintenance: L90 B10=50,000h

Driver	Version	Optics	LED	K	CRI	lm	SDCM	Finishes
O On-Off	LH93 Performance	B 12° Narrow	HC	3000	>98	1323	<2	12 <input type="checkbox"/>
T Phase-cut		E 23° Medium	HW	2700	>90	1491	<2	31 <input type="checkbox"/>
D DALI		F 37° Medium-wide	HQ	3000	>90	1533	<2	
P Dimmer on board		H 48° Wide	WW	3000	>80	1859	<3	
H Bluetooth		K - Without optics	NN	4000	>80	1920	<3	

LED nominal lumen

17 W COBLED Lumen delivered up to 2480lm / Lumen maintenance: L90 B10=50,000h

Driver	Version	Optics	LED	K	CRI	lm	SDCM	Finishes
O On-Off	LH94 Performance	B 12° Narrow	HC	3000	>98	1834	<2	12 <input type="checkbox"/>
T Phase-cut		E 23° Medium	HW	2700	>90	2067	<2	31 <input type="checkbox"/>
D DALI		F 37° Medium-wide	HQ	3000	>90	2122	<2	
P Dimmer on board		H 48° Wide	WW	3000	>80	2582	<3	
H Bluetooth		K - Without optics	NN	4000	>80	2665	<3	

LED nominal lumen

24 W COBLED Lumen delivered up to 3550lm / Lumen maintenance: L90 B10=50,000h

Driver	Version	Optics	LED	K	CRI	lm	SDCM	Finishes
O On-Off	LH96 Performance	B 12° Narrow	HC	3000	>98	2476	<2	12 <input type="checkbox"/>
T Phase-cut		E 23° Medium	HW	2700	>90	2792	<2	31 <input type="checkbox"/>
D DALI		F 37° Medium-wide	HQ	3000	>90	2860	<2	
P Dimmer on board		H 48° Wide	WW	3000	>80	3487	<3	
H Bluetooth		K - Without optics	NN	4000	>80	3602	<3	

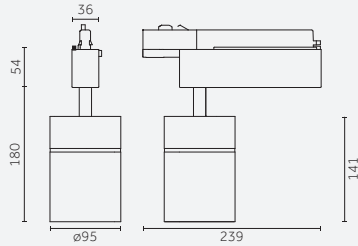
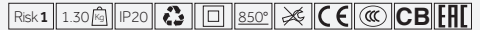
LED nominal lumen

28 W COBLED Lumen delivered up to 3770lm / Lumen maintenance: L90 B10=50,000h

Driver	Version	Optics	LED	K	CRI	lm	SDCM	Finishes
O On-Off	LH97 Performance	B 12° Narrow	HC	3000	>98	2777	<2	12 <input type="checkbox"/>
T Phase-cut		E 23° Medium	HW	2700	>90	3137	<2	31 <input type="checkbox"/>
D DALI		F 37° Medium-wide	HQ	3000	>90	3207	<2	
P Dimmer on board		H 48° Wide	WW	3000	>80	3898	<3	
H Bluetooth		K - Without optics	NN	4000	>80	4054	<3	

LED nominal lumen

Ø 95 mm | Precision



Code example:

0 . MH83 B . HC 12

Accessories: p.196

Mains Voltage Tracks: p.137-153

Finishes: p.82-83

Photometric data:

www.reggiani.net

Notes:

Dimm 1-10V version on request/

Versione Dimm-1-10V

su richiesta

12 W COB LED		Lumen delivered up to 1690 lm / Lumen maintenance: L90 B10=50,000h						
Driver	Version	Optics	LED	K	CRI	lm	SDCM	Finishes
<u>0</u> On-Off	<u>MH83</u> Precision	<u>B</u> 12° Narrow	<u>HC</u>	3000	>98	1323	<3	<u>12</u> <input type="checkbox"/>
<u>T</u> Phase-cut		<u>E</u> 23° Medium	<u>HW</u>	2700	>90	1491	<3	<u>31</u> <input type="checkbox"/>
<u>D</u> DALI		<u>K</u> - Without optics	<u>HQ</u>	3000	>90	1533	<3	
<u>P</u> Dimmer on board			<u>WW</u>	3000	>80	1859	<3	
<u>H</u> Bluetooth			<u>NN</u>	4000	>80	1920	<3	
LED nominal lumen								

17 W COB LED		Lumen delivered up to 1510 lm / Lumen maintenance: L90 B10=50,000h						
Driver	Version	Optics	LED	K	CRI	lm	SDCM	Finishes
<u>0</u> On-Off	<u>PH84</u> Precision	<u>A</u> 7° Very narrow	<u>HC</u>	3000	>98	1700	<2	<u>12</u> <input type="checkbox"/>
<u>T</u> Phase-cut			<u>HW</u>	2700	>90	1870	<2	<u>31</u> <input type="checkbox"/>
<u>D</u> DALI			<u>HQ</u>	3000	>90	1920	<2	
<u>P</u> Dimmer on board			<u>WW</u>	3000	>80	2320	<3	
<u>H</u> Bluetooth			<u>NN</u>	4000	>80	2400	<3	
LED nominal lumen								

17 W COB LED		Lumen delivered up to 2350 lm / Lumen maintenance: L90 B10=50,000h						
Driver	Version	Optics	LED	K	CRI	lm	SDCM	Finishes
<u>0</u> On-Off	<u>MH84</u> Precision	<u>B</u> 12° Narrow	<u>HC</u>	3000	>98	1834	<3	<u>12</u> <input type="checkbox"/>
<u>T</u> Phase-cut		<u>E</u> 23° Medium	<u>HW</u>	2700	>90	2067	<3	<u>31</u> <input type="checkbox"/>
<u>D</u> DALI		<u>K</u> - Without optics	<u>HQ</u>	3000	>90	2122	<3	
<u>P</u> Dimmer on board			<u>WW</u>	3000	>80	2582	<3	
<u>H</u> Bluetooth			<u>NN</u>	4000	>80	2665	<3	
LED nominal lumen								

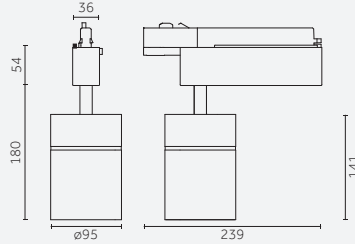
24 W COB LED		Lumen delivered up to 3170 lm / Lumen maintenance: L90 B10=50,000h						
Driver	Version	Optics	LED	K	CRI	lm	SDCM	Finishes
<u>0</u> On-Off	<u>MH86</u> Precision	<u>B</u> 12° Narrow	<u>HC</u>	3000	>98	2476	<3	<u>12</u> <input type="checkbox"/>
<u>T</u> Phase-cut		<u>E</u> 23° Medium	<u>HW</u>	2700	>90	2792	<3	<u>31</u> <input type="checkbox"/>
<u>D</u> DALI		<u>K</u> - Without optics	<u>HQ</u>	3000	>90	2860	<3	
<u>P</u> Dimmer on board			<u>WW</u>	3000	>80	3487	<3	
<u>H</u> Bluetooth			<u>NN</u>	4000	>80	3602	<3	
LED nominal lumen								

33 W COB LED		Lumen delivered up to 4130 lm / Lumen maintenance: L90 B10=50,000h						
Driver	Version	Optics	LED	K	CRI	lm	SDCM	Finishes
<u>0</u> On-Off	<u>MH88</u> Precision	<u>B</u> 12° Narrow	<u>HC</u>	3000	>98	3142	<3	<u>12</u> <input type="checkbox"/>
<u>D</u> DALI		<u>E</u> 23° Medium	<u>HW</u>	2700	>90	3635	<3	<u>31</u> <input type="checkbox"/>
<u>P</u> Dimmer on board		<u>K</u> - Without optics	<u>HQ</u>	3000	>90	3735	<3	
<u>H</u> Bluetooth			<u>WW</u>	3000	>80	4510	<3	
			<u>NN</u>	4000	>80	4695	<3	
LED nominal lumen								

37 W COB LED		Lumen delivered up to 4476 lm / Lumen maintenance: L90 B10=50,000h						
Driver	Version	Optics	LED	K	CRI	lm	SDCM	Finishes
<u>0</u> On-Off	<u>MH89</u> Precision	<u>B</u> 12° Narrow	<u>HC</u>	3000	>98	3473	<3	<u>12</u> <input type="checkbox"/>
<u>D</u> DALI		<u>E</u> 23° Medium	<u>HW</u>	2700	>90	3940	<3	<u>31</u> <input type="checkbox"/>
<u>P</u> Dimmer on board		<u>K</u> - Without optics	<u>HQ</u>	3000	>90	4000	<3	
<u>H</u> Bluetooth			<u>WW</u>	3000	>80	4880	<3	
			<u>NN</u>	4000	>80	5090	<3	
LED nominal lumen								

33 W Warm Dimming COB LED		Lumen delivered up to 1520 lm / Lumen maintenance: L70 B50=50,000h						
Driver	Version	Optics	LED	K	CRI	lm	SDCM	Finishes
<u>D</u> DALI	<u>MH88</u> Precision	<u>B</u> 25° Narrow	<u>DT</u>	1700-3000	>95	100-3100	<4	<u>12</u> <input type="checkbox"/>
<u>P</u> Dimmer on board								<u>31</u> <input type="checkbox"/>
<u>H</u> Bluetooth								
LED nominal lumen								

Ø 95 mm | Performance



Code example:

O . **MH93** **B** . **HC** **12**

Accessories: p.197

Mains Voltage Tracks: p.137-153

Finishes: p.82-83

Photometric data:

www.reggiani.net

Notes:

Dimm 1-10V version on request/
Versione Dimm-1-10V
su richiesta

12 W COBLED Lumen delivered up to 1800 lm / Lumen maintenance: L90 B10=50,000h

Driver	Version	Optics	LED	K	CRI	lm	SDCM	Finishes
O On-Off	MH93 Performance	B 10° Narrow	HC	3000	>98	1323	<3	12
T Phase-cut		E 20° Medium	HW	2700	>90	1491	<3	31
D DALI		H 31° Medium-wide	HQ	3000	>90	1533	<3	
P Dimmer on board		M 40° Wide	WW	3000	>80	1859	<3	
H Bluetooth		K - Without optics	NN	4000	>80	1920	<3	

LED nominal lumen

17 W COBLED Lumen delivered up to 2500 lm / Lumen maintenance: L90 B10=50,000h

Driver	Version	Optics	LED	K	CRI	lm	SDCM	Finishes
O On-Off	MH94 Performance	B 10° Narrow	HC	3000	>98	1834	<3	12
T Phase-cut		E 20° Medium	HW	2700	>90	2067	<3	31
D DALI		H 31° Medium-wide	HQ	3000	>90	2122	<3	
P Dimmer on board		M 40° Wide	WW	3000	>80	2582	<3	
H Bluetooth		K - Without optics	NN	4000	>80	2665	<3	

LED nominal lumen

24 W COBLED Lumen delivered up to 3300 lm / Lumen maintenance: L90 B10=50,000h

Driver	Version	Optics	LED	K	CRI	lm	SDCM	Finishes
O On-Off	MH96 Performance	B 10° Narrow	HC	3000	>98	2476	<3	12
T Phase-cut		E 20° Medium	HW	2700	>90	2792	<3	31
D DALI		H 31° Medium-wide	HQ	3000	>90	2860	<3	
P Dimmer on board		M 40° Wide	WW	3000	>80	3487	<3	
H Bluetooth		K - Without optics	NN	4000	>80	3602	<3	

LED nominal lumen

33 W COBLED Lumen delivered up to 4110 lm / Lumen maintenance: L90 B10=50,000h

Driver	Version	Optics	LED	K	CRI	lm	SDCM	Finishes
O On-Off	MH98 Performance	B 10° Narrow	HC	3000	>98	3142	<3	12
D DALI		E 20° Medium	HW	2700	>90	3635	<3	31
P Dimmer on board		H 31° Medium-wide	HQ	3000	>90	3735	<3	
H Bluetooth		M 40° Wide	WW	3000	>80	4510	<3	
		K - Without optics	NN	4000	>80	4695	<3	

LED nominal lumen

37 W COBLED Lumen delivered up to 4530 lm / Lumen maintenance: L90 B10=50,000h

Driver	Version	Optics	LED	K	CRI	lm	SDCM	Finishes
O On-Off	MH99 Performance	B 10° Narrow	HC	3000	>98	3473	<3	12
D DALI		E 20° Medium	HW	2700	>90	3940	<3	31
P Dimmer on board		H 31° Medium-wide	HQ	3000	>90	4000	<3	
H Bluetooth		M 40° Wide	WW	3000	>80	4880	<3	
		K - Without optics	NN	4000	>80	5090	<3	

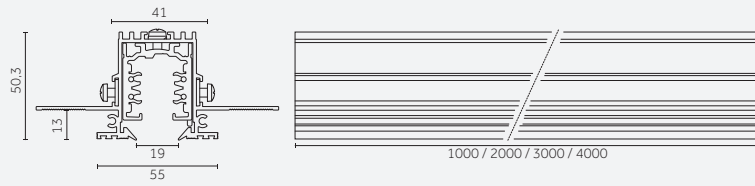
LED nominal lumen



Mains Voltage Tracks

Mains Voltage Tracks

Supertrack



Code example:
0.27101.00 21

Version	Length mm	Weight kg	Finishes
0.27101.00	1000	1,38	21
0.27102.00	2000	2,76	
0.27103.00	3000	4,14	
0.27104.00	4000	5,52	

Supertrack | Accessories




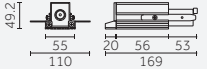

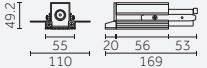

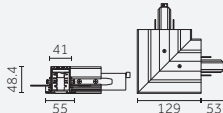

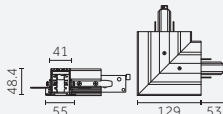

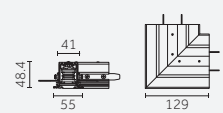

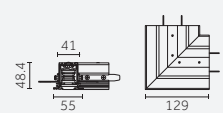

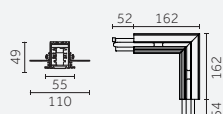

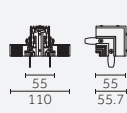
Accessories/ Accessori

138


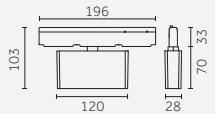

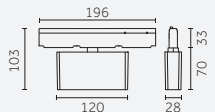
		Description Ghost lock - Accessory for vertical installation - max 3,5kg weight/ Ghost lock - Accessorio per installazione verticale - Peso max 3,5kg	Code 0.26508.0000	
		Description Safety suspension system/ Sistema di sospensione di sicurezza	Code 0.27113.00	Finishes 21
		Description End cap/ Tappo di chiusura	Code 0.27109.00	Finishes 21
		Description Mechanical joint for square installation/ Giunto meccanico per installazione quadrata	Code 0.27112.00	Finishes 21
		Description Ghostrack cover for track - 3000mm/ Copertura Ghostrack per binario - 3000mm	Code 0.27116.00	Finishes 21
		Description Trimless inspection hatch/ Botola d'ispezione Trimless	Code 0.40020.0000	
		Description Cable cutter/ Tronchese per taglio conduttori del binario	Code 0.02064.0000	

Mains Voltage Tracks

Accessories for electromechanical connections/ Accessori connessioni elettromeccaniche

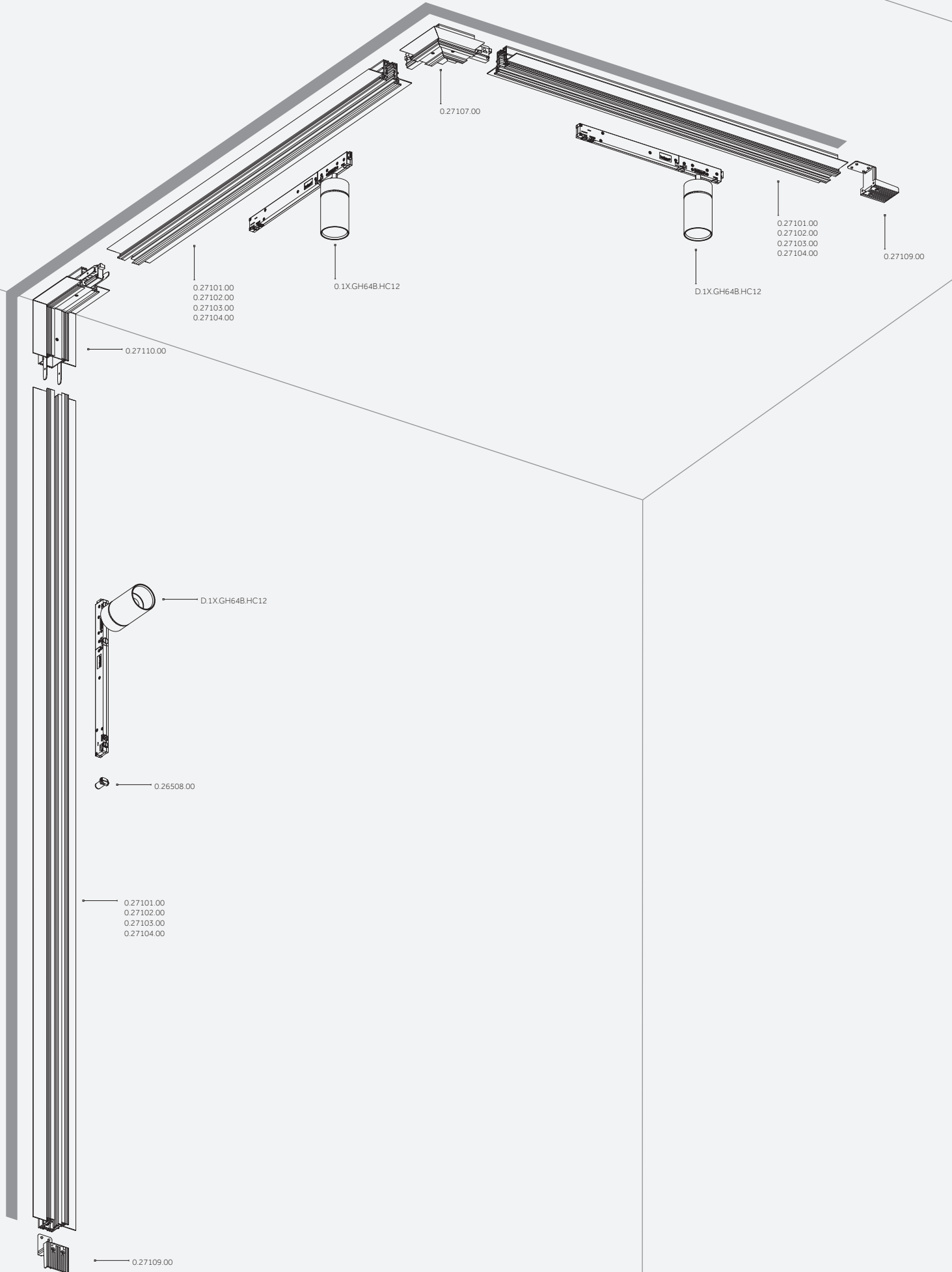
		Description Straight connector/ Giunto passante	Code 0.2040.00	Finishes 21
		Description Right power feed unit - polarity right / earth left/ Unità di alimentazione destra - polarità a destra / conduttore di terra a sinistra	Code 0.27105.00	Finishes 21
		Description Left power feed unit - polarity left / earth right/ Unità di alimentazione sinistra - polarità a sinistra / conduttore di terra a destra	Code 0.27106.00	Finishes 21
		Description 90° ceiling corner with feeding unit - polarity in - earth out / Angolo di 90° a soffitto con unità di alimentazione - polarità interna - conduttore di terra esterna	Code 0.27107.00	Finishes 21
		Description 90° ceiling corner with feeding unit - polarity out - earth in / Angolo di 90° a soffitto con unità di alimentazione - polarità esterna - conduttore di terra interna	Code 0.27115.00	Finishes 21
		Description 90° ceiling corner (no feed) - earth out / Angolo di 90° a soffitto (senza alimentazione) - conduttore di terra esterna	Code 0.27108.00	Finishes 21
		Description 90° ceiling corner (no feed) - earth in / Angolo di 90° a soffitto (senza alimentazione) - conduttore di terra interna	Code 0.27114.00	Finishes 21
		Description Ceiling to wall corner 90° with feeding unit / Angolo 90° soffitto/parete con unità di alimentazione	Code 0.27110.00	Finishes 21
		Description Ceiling to wall corner 90° mechanical joint (no feed) / Angolo 90° soffitto/parete (senza alimentazione)	Code 0.27111.00	Finishes 21

Control systems/ Sistemi di controllo

		Description Wireless control device for 220V track (see p.86-87)/ Dispositivo di controllo wireless per binario 220V (vedi p.86-87) Casambi - Control up to 64 drivers divided in 4 groups/ Casambi - Controllo fino a 64 driver divisi in 4 gruppi	Code 0.26102.00	Finishes 10 21
		Description Wireless control device for 220V track (see p.86-87)/ Dispositivo di controllo wireless per binario 220V (vedi p.86-87) Control up to 64 drivers individually/ Controllo fino a 64 driver individualmente	Code 0.26103.00	Finishes 10 21

Mains Voltage Tracks

140

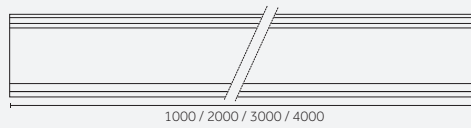
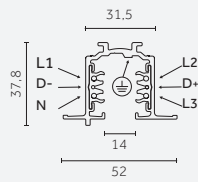


Mains Voltage Tracks



Mains Voltage Tracks

Track Recessed



Code example:
0.02034.00 10

Electromechanical connections and Control systems: p.146-147
Connessioni elettromeccaniche e Sistemi di controllo: p.146-147

Version	Length mm	Weight kg	Finishes
0.02034.00	1000	1,00	10
0.02035.00	2000	2,00	21
0.02036.00	3000	3,00	28
0.02037.00	4000	4,00	

Track Recessed | Accessories

Accessories for electromechanical connections (Recessed track)/
Accessori per connessioni elettromeccaniche (Binario da incasso)

142

		Description Live end feed cover/ Copertura per testata	Code 0.02059.00	Finishes 10 21 28
		Description Live middle feed cover/ Copertura per giunto diretto	Code 0.02060.00	Finishes 10 21 28
		Description L-connector cover/ Copertura per giunto a L	Code 0.02056.00	Finishes 10 21 28
		Description T-connector cover/ Copertura per giunto a T	Code 0.02057.00	Finishes 10 21 28
		Description X-connector cover/ Copertura per giunto a X	Code 0.02058.00	Finishes 10 21 28
		Description End cap (dead end) track with locking screw/ Tappo di chiusura con vite di blocco	Code 0.02041.00	Finishes 10 21 28
		Description Track cover - 1000mm/ Copertura per binario - 1000mm	Code 0.02071.00	Finishes 10 21
		Description Trimless inspection hatch/ Botola d'ispezione Trimless	Code 0.40020.0000	


Accessories/ Accessori



Description
Cable cutter/
Tronchese per taglio conduttori del binario

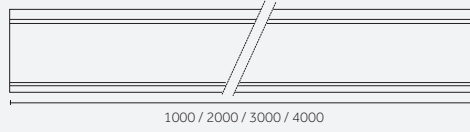
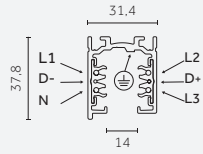
Code
0.02064.0000

Mains Voltage Tracks



Mains Voltage Tracks

Track Surface/Pendant



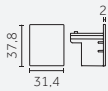
Code example:
0.02030.00 10

Electromechanical connections and Control systems: p.146-147
Connessioni elettromeccaniche e Sistemi di controllo: p.146-147

Version	Length mm	Weight kg	Finishes
0.02030.00	1000	1,00	10
0.02031.00	2000	2,00	21
0.02032.00	3000	3,00	28
0.02033.00	4000	4,00	

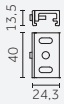
Track Surface/Pendant | Accessories

Accessories (surface-mounted track)/ Accessori (binario da superficie)



Description
End cap (dead end) for surface-mounted track with locking screw/
Tappo di chiusura per binario a superficie con vite di blocco

Code	Finishes
0.02041.00	10
	21
	28



Description
Ceiling bracket/
Staffa a per fissaggio a soffitto

Code	Finishes
0.02054.00	10
	21
	28



Description
Ceiling clamp/
Clip per fissaggio a soffitto

Code	Finishes
0.02065.00	00



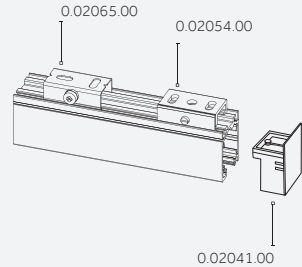
Description
Track cover - 1000mm/
Copertura per binario - 1000mm

Code	Finishes
0.02071.00	10
	21

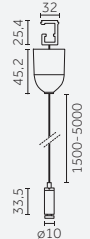


Description
Cable cutter/
Tronchese per taglio conduttori del binario

Code
0.02064.0000



Pendant mounting (surface-mounted track)/ Fissaggio a sospensione (binario da superficie)



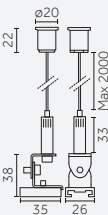
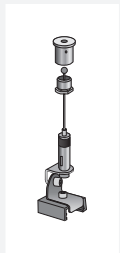
Description
Suspension set, 1500 mm/
Set parte sospensione, 1500 mm

Code	Finishes
0.02052.00	10
	21
	28

Description
Suspension set, 5000 mm/
Set parte sospensione, 5000 mm

Code	Finishes
0.02053.00	

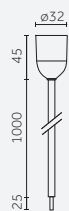
Composed of: - ceiling bracket - wire clamp - plastic ceiling rose (Ø 32 mm)
- steel wire (Ø 1.5 mm; L=1500/5000 mm) with M6 terminal/
Composto da: - staffa per fissaggio a soffitto - tenditore a vite - rosone
plastico Ø 32 mm - filo in acciaio Ø 1.5 mm (L=1500/5000 mm) con
terminale M6



Description
Suspension kit with 2-m long wire and counter-balance system/
Set sospensione con cavo da 2m e sistema di contro-bilanciamento

Code	Finishes
0.25864.00	10
	21

Mains Voltage Tracks



Description
 Suspension kit with 1m tige.
 Ceiling bracket, plastic ceiling rose, threaded M6 rod/
 Set per fissaggio a sospensione con tige 1m.
 Staffa per fissaggio a soffitto, rosone in plastica, barra filettata M6

Code	Finishes
0.02070.00	10
	21
	28



Description
 Short bracket M6 for track/
 Staffa corta con inserto M6 per binario
 Composed of: - point clamp suspension M6 - plastic cover/
 Composto da: - clip con tenditore M6 - copertura plastica

Code	Finishes
0.02051.00	10
	21
	28



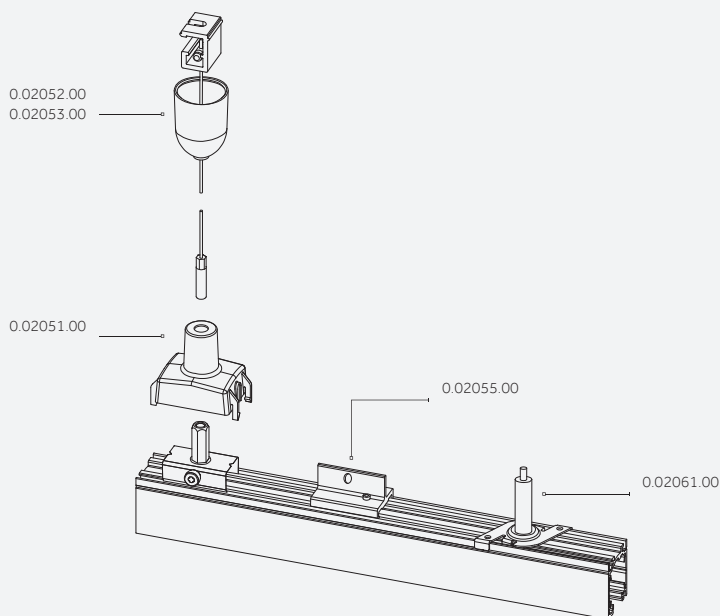
Description
 Short T-bracket for suspension/
 Staffa a T corta per sospensioni

Code	Finishes
0.02055.00	10
	21
	28














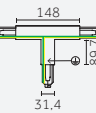
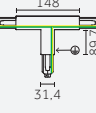
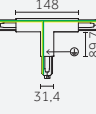
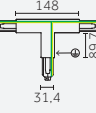

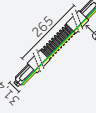

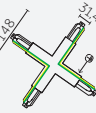
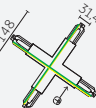
Description
 Clamp with gripper for rapid track installation for cable Ø 1,5m/
 Clip con tenditore per fissaggio rapido del binario per cavo Ø 1,5m

Code	Finishes
0.02061.00	10
	21
	28



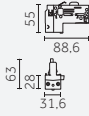
Track Recessed | Track Surface/Pendant | Accessories

Electromechanical connections/ Connessioni elettromeccaniche

		Description Left End-feed. Polarity - Left, Earth conductor - Right./ Testata Sinistra. Conduttore terra a destra. Polarità a sinistra.	Code 0.02038.00	Finishes 10 21 28	
		Description Right End-feed. Polarity - Right, Earth conductor - Left./ Testata Destra. Conduttore terra a sinistra. Polarità a destra.	Code 0.02039.00	Finishes 10 21 28	
		Description Straight connector/ Giunto passante	Code 0.02040.00	Finishes 10 21 28	
		Description Live middle feed/ Giunto diretto	Code 0.02042.00	Finishes 10 21 28	
		Description L-connector. Earth outside/ Giunto a L. Conduttore di terra esterna	Code 0.02043.00	Finishes 10 21 28	
		Description L-connector. Earth inside/ Giunto a L. Conduttore di terra interna	Code 0.02044.00	Finishes 10 21 28	
146			Description T-connector. Earth inside / left/ Giunto a T. Conduttore di terra interna / sinistra	Code 0.02045.00	Finishes 10 21 28
			Description T-connector. Earth inside / right/ Giunto a T. Conduttore di terra interna / destra	Code 0.02046.00	Finishes 10 21 28
			Description T-connector. Earth outside / left/ Giunto a T. Conduttore di terra esterna / sinistra	Code 0.02047.00	Finishes 10 21 28
			Description T-connector. Earth outside / right/ Giunto a T. Conduttore di terra esterna / destra	Code 0.02048.00	Finishes 10 21 28
		Description Flexible connector/ Giunto flessibile	Code 0.02050.00	Finishes 10 21 28	
		Description X-connector. Earth inside / inside/ Giunto a X. Conduttore di terra interna / interna	Code 0.02049.00	Finishes 10 21 28	
		Description X-connector. Earth inside / outside/ Giunto a X. Conduttore di terra interna / esterna	Code 0.02068.00	Finishes 10 21 28	

Mains Voltage Tracks

Adapter/ Adattatore



Description

6-conductor asymmetric adapter (3 circuits+N+control system) with circuit selector/
Adattatore Asimmetrico a 6 conduttori (3 fasi+N+ sistema di controllo) con selettore di fase

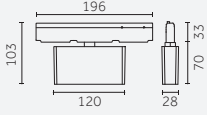
Code

0.02066.00

Finishes

10	<input type="checkbox"/>
21	<input type="checkbox"/>
28	<input type="checkbox"/>

Control systems/ Sistemi di controllo



Description

Wireless control device for 220V track (see p.86-87)/
Dispositivo di controllo wireless per binario 220V (vedi p.86-87)

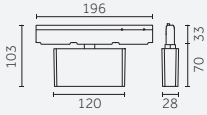
Casambi - Control up to 64 drivers divided in 4 groups/
Casambi - Controllo fino a 64 driver divisi in 4 gruppi

Code

0.26102.00

Finishes

10	<input type="checkbox"/>
21	<input type="checkbox"/>



Description

Wireless control device for 220V track (see p.86-87)/
Dispositivo di controllo wireless per binario 220V (vedi p.86-87)

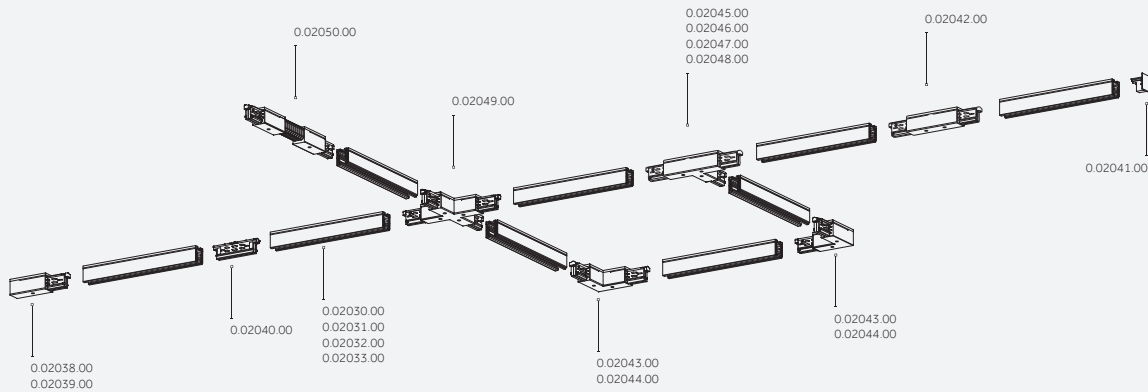
Control up to 64 drivers individually/
Controllo fino a 64 driver individualmente

Code

0.26103.00

Finishes

10	<input type="checkbox"/>
21	<input type="checkbox"/>

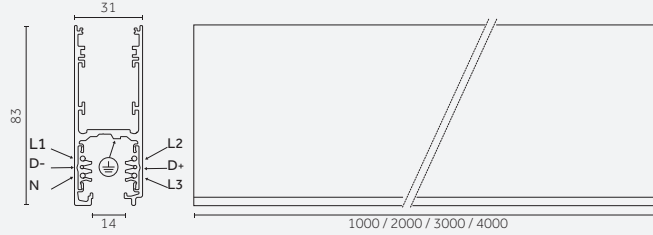


^{EN} Use specialised technicians only to install systems and replace parts. Disconnect system from power supply and ensure compliance of installation procedure with national standards. The user and/or installer are responsible for ensuring electrical, mechanical and thermal compatibility of the system with the structures where they will be anchored and with regard to the luminaires connected to them.

^{IT} Tutte le operazioni di installazione e sostituzione dei componenti devono essere eseguite da personale specializzato, escludendo tensione dall'impianto e rispettando le norme nazionali d'installazione. È responsabilità dell'utente e/o dell'installatore assicurare la compatibilità elettrica, meccanica e termica del sistema rispetto alle strutture sulle quali viene ancorato e rispetto agli apparecchi ad esso connessi.

Mains Voltage Tracks

H Track | Surface/Pendant



Code example:
0.02505.00 10

Pendant mounting and other accessories: p.152-153
Fissaggio a sospensione e altri accessori: p.152-153

Version	Length mm	Weight kg	Finishes
0.02505.00	1000	1,60	10 <input type="checkbox"/>
0.02506.00	2000	3,20	21 <input type="checkbox"/>
0.02507.00	3000	4,80	<input type="checkbox"/>
0.02508.00	4000	6,40	<input type="checkbox"/>

H Track | Surface/Pendant | Accessories

Accessories (surface-mounted track)/
Accessori (binario da superficie)

148



Description
Clip for ceiling fixing/
Clip per fissaggio a soffitto

Code
0.02537.00

Finishes
10
21



Description
Rail cover 1000mm/
Copertura per binario - 1000mm

Code
0.02071.00

Finishes
10
21

Electromechanical connections/
Conessioni elettromeccaniche



Description
Left End-feed. Polarity - Left, Earth conductor - Right./
Testata Sinistra. Conduttore terra a destra. Polarità a sinistra.

Code
0.02509.00

Finishes
10
21



Description
Right End-feed. Polarity - Right, Earth conductor - Left./
Testata Destra. Conduttore terra a sinistra. Polarità a destra.

Code
0.02510.00

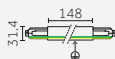
Finishes
10
21



Description
Straight connector/
Giunto passante

Code
0.02040.00

Finishes
10
21



Description
Live middle feed/
Giunto diretto

Code
0.02541.00

Finishes
10
21

Mains Voltage Tracks



Description
L-connector. Earth inside/
Giunto a L. Conduttore di terra interna

Code
0.02511.00

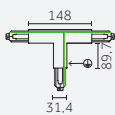
Finishes
10
21



Description
L-connector. Earth outside/
Giunto a L. Conduttore di terra esterna

Code
0.02512.00

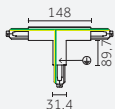
Finishes
10
21



Description
T-connector. Earth outside / right/
Giunto a T. Conduttore di terra esterna / destra

Code
0.02513.00

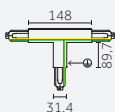
Finishes
10
21



Description
T-connector. Earth outside / left/
Giunto a T. Conduttore di terra esterna / sinistra

Code
0.02514.00

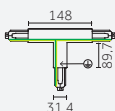
Finishes
10
21



Description
T-connector. Earth inside / right/
Giunto a T. Conduttore di terra interna / destra

Code
0.02515.00

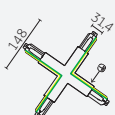
Finishes
10
21



Description
T-connector. Earth inside / left/
Giunto a T. Conduttore di terra interna / sinistra

Code
0.02516.00

Finishes
10
21

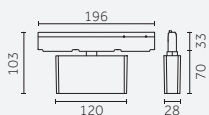


Description
X-connector. Earth inside / inside/
Giunto a X. Conduttore di terra interna / interna

Code
0.02517.00

Finishes
10
21

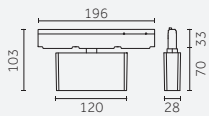
Control system/ Sistemi di controllo



Description
Wireless control device for 220V track (see p.86-87)/
Dispositivo di controllo wireless per binario 220V (vedi p.86-87)
Casambi - Control up to 64 drivers divided in 4 groups/
Casambi - Controllo fino a 64 driver divisi in 4 gruppi

Code
0.26102.00

Finishes
10
21

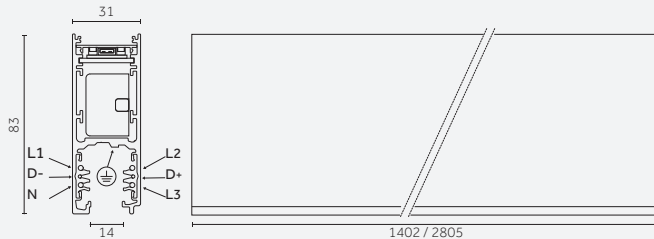



Description
Wireless control device for 220V track (see p.86-87)/
Dispositivo di controllo wireless per binario 220V (vedi p.86-87)
Control up to 64 drivers individually/
Controllo fino a 64 driver individualmente

Code
0.26103.00

Finishes
10
21

H Track | Pendant Indirect



Code example:

0 . **02531** . **HQ** **10**

Pendant mounting and other accessories: p.152-153
Fissaggio a sospensione e altri accessori: p.152-153

Notes:

Kit for suspended application to be ordered separately, see p.152-153/Kit per l'applicazione a sospensione da ordinare separatamente vedi p.152-153

Maximum number of modules connectable in continuous line:
 60 modules of 1402mm, 30 modules of 2805mm, power cable section 1.5mm² / Numero massimo di moduli collegabili in linea continua:
 N° 60 moduli da 1402mm; N° 30 moduli da 2805mm, cavo di alimentazione sezione 1,5mm²

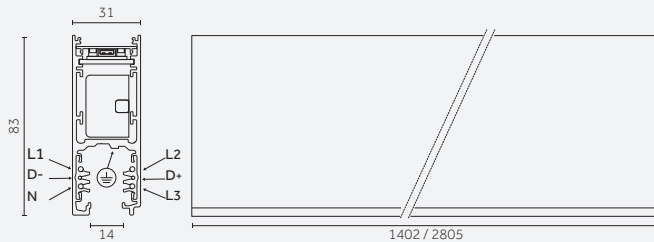
25 W		POWER LED					Lumen delivered up to 2350 lm / Lumen maintenance: L90 B5=50,000h				
Driver	Version	Length mm	Diffuser	Beam width	LED	K	CRI	lm	SDCM	Finishes	
0 On/Off	02531	1402	Opal	105°	HW	2700	>90	3390	<3	10	
D DALI					HQ	3000	>90	3450	<3	21	
					HN	4000	>90	3755	<3		

LED nominal lumen

50 W		POWER LED					Lumen delivered up to 4700 lm / Lumen maintenance: L90 B5=50,000h				
Driver	Version	Length mm	Diffuser	Beam width	LED	K	CRI	lm	SDCM	Finishes	
0 On/Off	02532	2805	Opal	105°	HW	2700	>90	6780	<3	10	
D DALI					HQ	3000	>90	6900	<3	21	
					HN	4000	>90	7510	<3		

LED nominal lumen

H Track | Pendant Indirect | Tunable white



Code example:

X . **02533** . **WT** **10**

Driver Tunable white: p.185
Pendant mounting and other accessories: p.152-153
Fissaggio a sospensione e altri accessori: p.152-153

Notes:

Kit for suspended application to be ordered separately, see p.152-153/Kit per l'applicazione a sospensione da ordinare separatamente vedi p.152-153

20 W		MID POWER LED					LED nominal lumen				
Driver	Version	Length mm	Diffuser	Beam width	LED	K	CRI	lm	SDCM	Finishes	
X Not included	02533	1402	Opal	105°	WT	2200-6500	>80	2800	<3	10	
					QT	2200-6500	>90	2310	<3	21	

40 W		MID POWER LED					LED nominal lumen				
Driver	Version	Length mm	Diffuser	Beam width	LED	K	CRI	lm	SDCM	Finishes	
X Not included	02534	2805	Opal	105°	WT	2200-6500	>00	5600	<3	10	
					QT	2200-6500	>00	4670	<3	21	







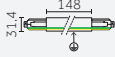



H Track | Pendant Indirect | Tunable white | Electrical Devices

Driver


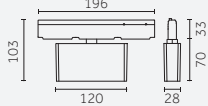

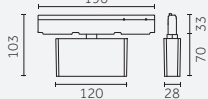
20/40 W		MID POWER LED							
Type	Code	W	Size (mm)	Tech. info	CV	Connectable fixtures	Max.distance	Cable section	
DALI	D.31640.0000	75		120-277V / 50/60Hz	24V	Max: 67 W	Max: 20m	2.5 mm ²	
DMX	G.31640.0000	75		120-277V / 50/60Hz	24V	Max: 67 W	Max: 20m	2.5 mm ²	

H Track | Pendant Indirect | Accessories

Electromechanical connections/ Connessioni elettromeccaniche


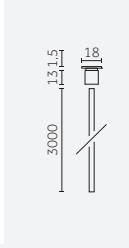

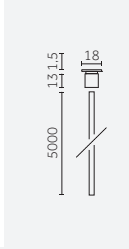

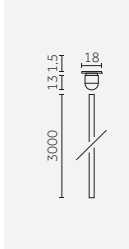

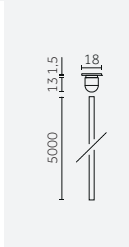

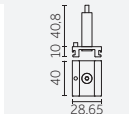

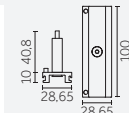

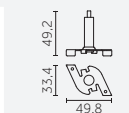
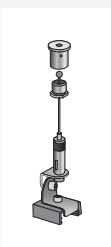
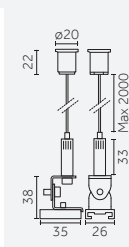
		<p>Description</p> <p>Left End-feed. Polarity - Left, Earth conductor - Right./ Testata Sinistra. Conduttore terra a destra. Polarità a sinistra.</p>	<p>Code</p> <p>0.02583.00</p>	<p>Finishes</p> <p>10 <input type="checkbox"/></p> <p>21 <input type="checkbox"/></p>
		<p>Description</p> <p>Right End-feed. Polarity - Right, Earth conductor - Left./ Testata Destra. Conduttore terra a sinistra. Polarità a destra.</p>	<p>Code</p> <p>0.02584.00</p>	<p>Finishes</p> <p>10 <input type="checkbox"/></p> <p>21 <input type="checkbox"/></p>
		<p>Description</p> <p>Straight connector/ Giunto passante</p>	<p>Code</p> <p>0.02040.00</p>	<p>Finishes</p> <p>10 <input type="checkbox"/></p> <p>21 <input type="checkbox"/></p>
		<p>Description</p> <p>Live middle feed/ Giunto diretto</p>	<p>Code</p> <p>0.02582.00</p>	<p>Finishes</p> <p>10 <input type="checkbox"/></p> <p>21 <input type="checkbox"/></p>
		<p>Description</p> <p>L-connector. Earth outside/ Giunto a L. Conduttore di terra esterna</p>	<p>Code</p> <p>0.02546.00</p>	<p>Finishes</p> <p>10 <input type="checkbox"/></p> <p>21 <input type="checkbox"/></p>
		<p>Description</p> <p>L-connector. Earth inside/ Giunto a L. Conduttore di terra interna</p>	<p>Code</p> <p>0.02547.00</p>	<p>Finishes</p> <p>10 <input type="checkbox"/></p> <p>21 <input type="checkbox"/></p>

Control system/ Sistemi di controllo

		<p>Description</p> <p>Wireless control device for 220V track (see p.86-87)/ Dispositivo di controllo wireless per binario 220V (vedi p.86-87) Casambi - Control up to 64 drivers divided in 4 groups/ Casambi - Controllo fino a 64 driver divisi in 4 gruppi</p>	<p>Code</p> <p>0.26102.00</p>	<p>Finishes</p> <p>10 <input type="checkbox"/></p> <p>21 <input type="checkbox"/></p>
		<p>Description</p> <p>Wireless control device for 220V track (see p.86-87)/ Dispositivo di controllo wireless per binario 220V (vedi p.86-87) Control up to 64 drivers individually/ Controllo fino a 64 driver individualmente</p>	<p>Code</p> <p>0.26103.00</p>	<p>Finishes</p> <p>10 <input type="checkbox"/></p> <p>21 <input type="checkbox"/></p>

H Track | Accessories

Pendant mounting/ Fissaggio a sospensione

		<p>Description</p> <p>Wire suspension set with 3000mm cable + cylinder ceiling rose/ Set sospensione con cavo 3000mm + rosone cilindrico</p>	<p>Code</p> <p>0.02522.00</p>	<p>Finishes</p> <p>00 <input type="checkbox"/></p>
		<p>Description</p> <p>Wire suspension set with 5000mm cable + cylinder ceiling rose/ Set sospensione con cavo 5000mm + rosone cilindrico</p>	<p>Code</p> <p>0.02523.00</p>	<p>Finishes</p> <p>00 <input type="checkbox"/></p>
		<p>Description</p> <p>Wire suspension set with 3000mm cable + ceiling rose/ Set sospensione con cavo 3000mm + rosone</p>	<p>Code</p> <p>0.02524.00</p>	<p>Finishes</p> <p>00 <input type="checkbox"/></p>
		<p>Description</p> <p>Wire suspension set with 5000mm cable + ceiling rose/ Set sospensione con cavo 5000mm + rosone</p>	<p>Code</p> <p>0.02525.00</p>	<p>Finishes</p> <p>00 <input type="checkbox"/></p>
		<p>Description</p> <p>Short bracket with gripper for rapid track installation for Ø1,5m cable/ Staffa corta con tenditore per fissaggio rapido del binario per cavo Ø 1,5m</p>	<p>Code</p> <p>0.02538.00</p>	<p>Finishes</p> <p>00 <input type="checkbox"/></p>
		<p>Description</p> <p>Long bracket with gripper for rapid track installation for Ø1,5m cable/ Staffa lunga con tenditore per fissaggio rapido del binario per cavo Ø 1,5m</p>	<p>Code</p> <p>0.02539.00</p>	<p>Finishes</p> <p>00 <input type="checkbox"/></p>
		<p>Description</p> <p>Clamp with gripper for rapid track installation for cable Ø 1,5m/ Clip con tenditore per fissaggio rapido del binario per cavo Ø 1,5m</p>	<p>Code</p> <p>0.02536.00</p>	<p>Finishes</p> <p>10 <input type="checkbox"/> 21 <input checked="" type="checkbox"/></p>
		<p>Description</p> <p>Suspension kit with 2m long cable and counter-balance system/ Set sospensione con cavo da 2m e sistema di contro-bilanciamento</p>	<p>Code</p> <p>0.02535.00</p>	<p>Finishes</p> <p>10 <input type="checkbox"/> 21 <input checked="" type="checkbox"/></p>

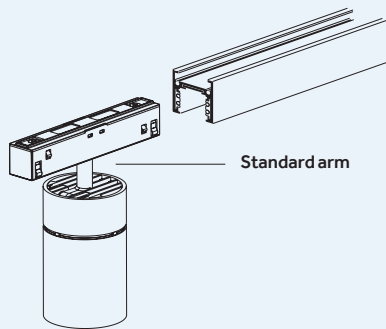
Mains Voltage Tracks

		Description Suspension kit with 1m tige. Ceiling bracket, plastic ceiling rose, threaded M6 rod/ Set per fissaggio a sospensione con tige 1m. Staffa per fissaggio a soffitto, rosone in plastica, barra filettata M6	Code <u>0.02070.00</u>	Finishes <u>10</u> <input type="checkbox"/> <u>21</u> <input type="checkbox"/>
		Description Short bracket M6 for H track/ Staffa corta con inserto M6 binario H	Code <u>0.02526.00</u>	Finishes <u>00</u> <input type="checkbox"/>
		Description Long bracket M6 for H track/ Staffa lunga con inserto M6 binario H	Code <u>0.02527.00</u>	Finishes <u>00</u> <input type="checkbox"/>
		Description Suspension with tige M13 1,2m/ Sospensione con tige M13 1,2m	Code <u>0.02528.00</u>	Finishes <u>10</u> <input type="checkbox"/> <u>21</u> <input type="checkbox"/>
		Description Short bracket M13 for H track/ Staffa corta con inserto M13 binario H	Code <u>0.02530.0000</u>	Finishes <u>00</u> <input type="checkbox"/>
		Description Long bracket M13 for h track/ Staffa lunga con inserto M13 binario H	Code <u>0.02529.0000</u>	Finishes <u>00</u> <input type="checkbox"/>

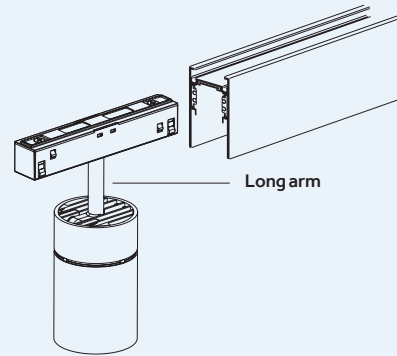
Other accessories/ Altri accessori

		Description End cap / Tappo di chiusura	Code <u>0.02521.00</u>	Finishes <u>10</u> <input type="checkbox"/> <u>21</u> <input type="checkbox"/>
		Description Cable cutter/ Tronchese per taglio conduttori del binario	Code <u>0.02064.0000</u>	
		Description Joining Bracket/ Staffa di giunzione	Code <u>0.02540.0000</u>	
		Description Upper cover for power feed (cod. 02583-02584 p.151) with cable passage/ Copertura superiore per testata di alimentazione (cod. 02583-02584 p.151) con passaggio cavo	Code <u>0.02542.00</u>	Finishes <u>10</u> <input type="checkbox"/> <u>21</u> <input type="checkbox"/>
		Description Upper cover for power feed (cod. 02509-02510) without cable passage/ Copertura superiore per testata di alimentazione (cod. 02509-02510) senza passaggio cavo	Code <u>0.02543.00</u>	Finishes <u>10</u> <input type="checkbox"/> <u>21</u> <input type="checkbox"/>
		Description Track cover 1000mm/ Copertura per binario - 1000mm	Code <u>0.02071.00</u>	Finishes <u>10</u> <input type="checkbox"/> <u>21</u> <input type="checkbox"/>

Yori Evo 48V

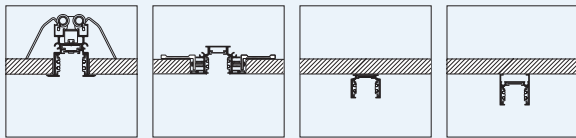


Standard arm



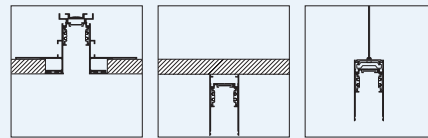
Long arm

Works on:



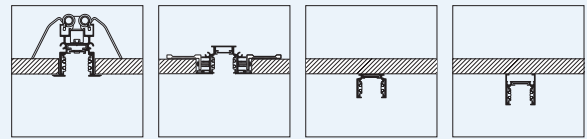
Track 48V Recessed Trim
Track 48V Recessed Trimless
Track 48V Surface slim
Track 48V Surface / Pendant

Works on:



Track 48V High Recessed Trimless
Track 48V High Surface/Pendant
Track 48V High Surface/Pendant - Indirect

Also works on:



Track 48V Recessed Trim
Track 48V Recessed Trimless
Track 48V Surface slim
Track 48V Surface / Pendant

154

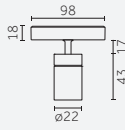
Ø 22 mm		Ø 35 mm		Ø 43 mm		Ø 60 mm	
Precision (1X) Precision (2X)	p.155 p.155	Precision (1X) Precision (2X)	p.156 p.156	Precision (1X) Performance (1X)	p.158 p.158	Precision (1X) Performance (1X)	p.159 p.160
POWERLED 2 W 140lm-200lm L90 B10=50,000h 2700K, 3000K, 4000K SDCM <3 CRI >80, CRI >90		POWERLED 2,4 W, 3,5 W 210lm - 413lm L90 B10=50,000h 2700K, 3000K, 4000K SDCM <3 CRI >80, CRI >90		POWERLED 4 W, 9 W 410lm - 940lm L90 B10=50,000h 2700K, 3000K, 4000K SDCM <3 CRI >80, CRI >90		COBLED 9 W, 12 W, 17 W 725lm-2400lm L90 B10=50,000h 2700K, 3000K, 4000K SDCM <2 <3 CRI >80, CRI >90	

*166 mm DALI adapter

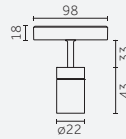
Ø 22 mm | Precision (1X)



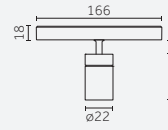
* Pending



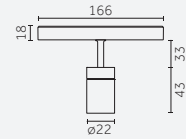
On-Off Standard



On-Off Longarm



Dimm 1-10V / DALI / Dimmer on board Standard



Dimm 1-10V / DALI / Dimmer on board Longarm



Code example:

0 . **BN60** . **B** . **HW** . **01**

Accessories: p.187

Low Voltage Tracks: p.175-185

Finishes: p.82-83

Photometric data:

www.reggiani.net

2 W POWER LED

Lumen delivered up to 110 lm / Lumen maintenance: L90 B10=50,000h

Driver	Version	Optics	LED	K	CRI	lm	SDCM	Finishes
0 On-Off	BN60 Standard	B 10° Narrow	HW	2700	>90	140	<3	01
V Dimm 1-10V	HN60 Longarm	E 28° Medium	HQ	3000	>90	145	<3	12
D DALI		H 33° Wide	WW	3000	>80	190	<3	31
P Dimmer on board			NN	4000	>80	200	<3	B0

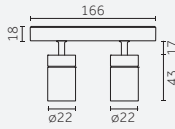

LED nominal lumen

CO
DO
EO
LO
MO
NO

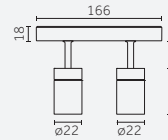
Ø 22 mm | Precision (2X)



* Pending



Standard



Longarm



Code example:

0 . **FN60** . **B** . **HW** . **01**

Accessories: p.187

Low Voltage Tracks: p.175-185

Finishes: p.82-83

Photometric data:

www.reggiani.net

2x2 W POWER LED

Lumen delivered up to 2x110 lm / Lumen maintenance: L90 B10=50,000h

Driver	Version	Optics	LED	K	CRI	lm	SDCM	Finishes
0 On-Off	FN60 Standard	B 10° Narrow	HW	2700	>90	2x140	<3	01
	LN60 Longarm	E 28° Medium	HQ	3000	>90	2x145	<3	12
		H 33° Wide	WW	3000	>80	2x190	<3	31
			NN	4000	>80	2x200	<3	B0

LED nominal lumen

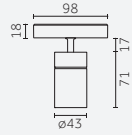

CO
DO
EO
LO
MO
NO



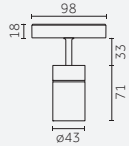
Ø 43 mm | Precision (1X)



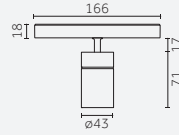
* Pending



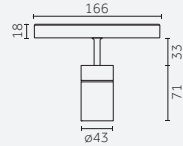
On-Off
Standard



On-Off
Long arm



Dimm 1-10V / DALI / Dimmer on board
Standard



Dimm 1-10V / DALI / Dimmer on board
Long arm



Code example:

0 - DN61 B - HW 01

Accessories: p.189

Low Voltage Tracks: p.175-185

Finishes: p.82-83

Photometric data:

www.reggiani.net

4 W POWERLED

Lumen delivered up to 435 lm / Lumen maintenance: L90 B10=50,000h

Driver	Version	Optics	LED	K	CRI	lm	SDCM	Finishes
0 On-Off	DN61 Standard	A 8° Very narrow	HW	2700	>90	410	<3	01
V Dimm 1-10V	WN61 Long arm	B 11° Narrow	HQ	3000	>90	415	<3	12
D DALI		E 23° Medium	WW	3000	>80	485	<3	31
		H 40° Wide	NN	4000	>80	530	<3	B0

LED nominal lumen

C0
D0
E0
L0
M0
N0

9 W POWERLED

Lumen delivered up to 750 lm / Lumen maintenance: L90 B10=50,000h

Driver	Version	Optics	LED	K	CRI	lm	SDCM	Finishes
0 On-Off	DN62 Standard	A 8° Very narrow	HW	2700	>90	725	<3	01
V Dimm 1-10V	WN62 Long arm	B 11° Narrow	HQ	3000	>90	730	<3	12
D DALI		E 23° Medium	WW	3000	>80	845	<3	31
P Dimmer on board		H 40° Wide	NN	4000	>80	940	<3	B0

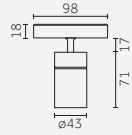
LED nominal lumen

C0
D0
E0
L0
M0
N0

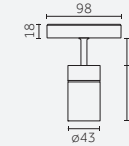
Ø 43 mm | Performance (1X)



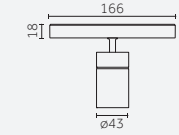
* Pending



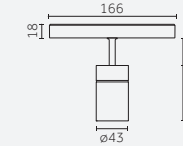
On-Off
Standard



On-Off
Long arm



Dimm 1-10V / DALI / Dimmer on board
Standard



Dimm 1-10V / DALI / Dimmer on board
Long arm



Code example:

0 - CN71 B - HW 01

Accessories: p.190

Low Voltage Tracks: p.175-185

Finishes: p.82-83

Photometric data:

www.reggiani.net

4 W POWERLED

Lumen delivered up to 450 lm / Lumen maintenance: L90 B10=50,000h

Driver	Version	Optics	LED	K	CRI	lm	SDCM	Finishes
0 On-Off	CN71 Standard	B 8° Narrow	HW	2700	>90	410	<3	01
V Dimm 1-10V	WN71 Long arm	E 18° Medium	HQ	3000	>90	415	<3	12
D DALI		H 29° Wide	WW	3000	>80	485	<3	31
			NN	4000	>80	530	<3	B0

LED nominal lumen

C0
D0
E0
L0
M0
N0

9 W POWERLED

Lumen delivered up to 780 lm / Lumen maintenance: L90 B10=50,000h

Driver	Version	Optics	LED	K	CRI	lm	SDCM	Finishes
0 On-Off	CN72 Standard	B 8° Narrow	HW	2700	>90	725	<3	01
V Dimm 1-10V	WN72 Long arm	E 18° Medium	HQ	3000	>90	730	<3	12
D DALI		H 29° Wide	WW	3000	>80	845	<3	31
P Dimmer on board			NN	4000	>80	940	<3	B0

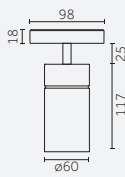

LED nominal lumen

C0
D0
E0
L0
M0
N0

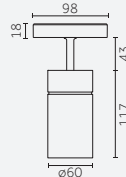
Ø 60 mm | Precision (1X)



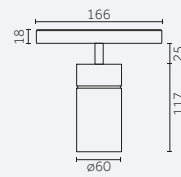
* Pending



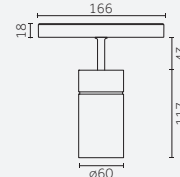
On-Off
Standard



On-Off
Longarm



Dimm 1-10V / DALI / Dimmer on board
Standard



Dimm 1-10V / DALI / Dimmer on board
Longarm



Code example:

0 . **DN63** **B** . **HW** **01**

Accessories: p.191-192

Low Voltage Tracks: p.175-185

Finishes: p.82-83

Photometric data:

www.reggiani.net

9 W COBLED Lumen delivered up to 772 lm / Lumen maintenance: L90 B10=50,000h

Driver	Version	Optics	LED	K	CRI	lm	SDCM	Finishes
0 On-Off	KN62 Standard	A 8° Very narrow	HW	2700	>90	725	<3	01
V Dimm 1-10V	YN62 Longarm		HQ	3000	>90	730	<3	12
D DALI			WW	3000	>80	844	<3	31
P Dimmer on board			NN	4000	>80	941	<3	B0
LED nominal lumen								
C0								
D0								
E0								
L0								
M0								
N0								

12 W COBLED Lumen delivered up to 1455 lm / Lumen maintenance: L90 B10=50,000h

Driver	Version	Optics	LED	K	CRI	lm	SDCM	Finishes
0 On-Off	DN63 Standard	B 12° Narrow	HC	3000	>98	1250	<2	01
V Dimm 1-10V	KN63 Longarm	E 20° Medium	HW	2700	>90	1370	<2	12
D DALI		K - Without optics	HQ	3000	>90	1420	<2	31
P Dimmer on board			WW	3000	>80	1700	<3	B0
LED nominal lumen								
NN								
D0								
E0								
L0								
M0								
N0								

17 W COBLED Lumen delivered up to 1970 lm / Lumen maintenance: L90 B10=50,000h

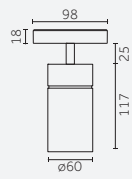

Driver	Version	Optics	LED	K	CRI	lm	SDCM	Finishes
0 On-Off	DN64 Standard	B 12° Narrow	HC	3000	>98	1700	<2	01
V Dimm 1-10V	KN64 Longarm	E 20° Medium	HW	2700	>90	1870	<2	12
D DALI		K - Without optics	HQ	3000	>90	1920	<2	31
P Dimmer on board			WW	3000	>80	2320	<3	B0
LED nominal lumen								
NN								
D0								
E0								
L0								
M0								
N0								

Yori Evo 48V

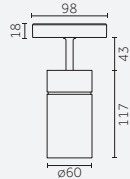
Ø 60 mm | Performance (1X)

Risk 1 0.40 IP20 850° CB* EAC

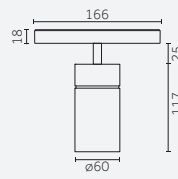
*Pending



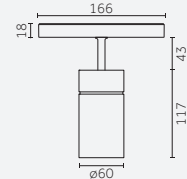
On-Off
Standard



On-Off
Long arm



Dimm 1-10V / DALI / Dimmer on board
Standard



Dimm 1-10V / DALI / Dimmer on board
Long arm



Code example:

0 - **DN73** **B** - **HW** **01**

Accessories: p.193

Low Voltage Tracks: p.175-185

Finishes: p.82-83

Photometric data:

www.reggiani.net

12 W POWERLED

Lumen delivered up to 1560 lm / Lumen maintenance: L90 B10=50,000h

Driver	Version	Optics	LED	K	CRI	lm	SDCM	Finishes
0 On-Off	DN73 Standard	B 13° Narrow	HC	3000	>98	1250	<2	01
V Dimm 1-10V	KN73 Longarm	E 24° Medium	HW	2700	>90	1370	<2	12
D DALI		H 39° Wide	HQ	3000	>90	1420	<2	31
P Dimmer on board		K - Without optics	WW	3000	>80	1700	<3	B0
			NN	4000	>80	1775	<3	C0
								D0
								E0
								L0
								M0
								N0

17 W POWERLED

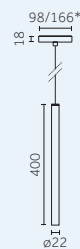
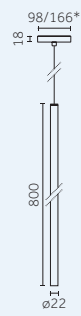

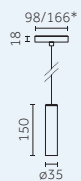
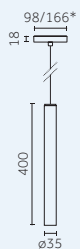
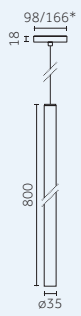
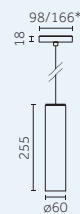
Lumen delivered up to 2110 lm / Lumen maintenance: L90 B10=50,000h

Driver	Version	Optics	LED	K	CRI	lm	SDCM	Finishes
0 On-Off	DN74 Standard	B 13° Narrow	HC	3000	>98	1700	<2	01
V Dimm 1-10V	KN74 Longarm	E 24° Medium	HW	2700	>90	1870	<2	12
D DALI		H 39° Wide	HQ	3000	>90	1920	<2	31
P Dimmer on board		K - Without optics	WW	3000	>80	2320	<3	B0
			NN	4000	>80	2400	<3	C0
								D0
								E0
								L0
								M0
								N0



Yori Pendant 48V

162

Ø 22 mm			Ø 35 mm			Ø 60 mm
						
p.163	p.163	p.163	p.164	p.164	p.165	p.165
POWERLED 2 W 140lm-200lm L90 B10=50,000h 2700K, 3000K, 4000K SDCM <3 CRI >80, CRI >90			POWERLED 2,4 W, 3,5 W 210lm - 415 lm L90 B10=50,000h 2700K, 3000K, 4000K SDCM <3 CRI >80, CRI >90			COBLED 9 W 725 lm-1360 lm L90 B10=50,000h 2700K, 3000K, 4000K SDCM <2 <3 CRI >80, CRI >90

*166 mm adapter - DALI

Yori Pendant 48V

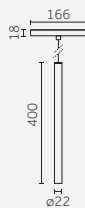
Ø 22 mm | H 400 mm

Risk1 0.65 IP20 850° CB® EAC

* Pending



On-Off



Dimm 1-10V / DALI / Dimmer on board



Code example:

O . **PN60** **B** . **HW** **12**

Accessories: p.187

Low Voltage Tracks: p.175-185

Finishes: p.82-83

Photometric data:

www.reggiani.net

Notes:

Cable length 3mt/

Lunghezza cavo 3mt

2W POWERLED Lumen delivered up to 110 lm / Lumen maintenance: L90B10=50,000h

Driver	Version	Optics	LED	K	CRI	lm	SDCM	Finishes
O On-Off	PN60	B 10° Narrow	HW	2700	>90	140	<3	01
V Dimm 1-10V		E 28° Medium	HQ	3000	>90	145	<3	12
D DALI		H 33° Wide	WW	3000	>80	190	<3	31
P Dimmer on board		NN	4000	>80	200	<3	BO	

LED nominal lumen

Finishes
01
12
31
BO
CO
DO
EO
LO
MO
NO

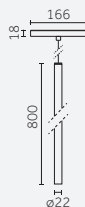
Ø 22 mm | H 800 mm

Risk1 0.95 IP20 850° CB® EAC

* Pending



On-Off



Dimm 1-10V / DALI / Dimmer on board



Code example:

O . **QN60** **B** . **HW** **12**

Accessories: p.187

Low Voltage Tracks: p.175-185

Finishes: p.82-83

Photometric data:

www.reggiani.net

Notes:

Cable length 3mt/

Lunghezza cavo 3mt

2W POWERLED Lumen delivered up to 110 lm / Lumen maintenance: L90B10=50,000h

Driver	Version	Optics	LED	K	CRI	lm	SDCM	Finishes
O On-Off	QN60	B 10° Narrow	HW	2700	>90	140	<3	01
V Dimm 1-10V		E 28° Medium	HQ	3000	>90	145	<3	12
D DALI		H 33° Wide	WW	3000	>80	190	<3	31
P Dimmer on board		NN	4000	>80	200	<3	BO	

LED nominal lumen

Finishes
01
12
31
BO
CO
DO
EO
LO
MO
NO

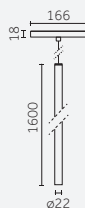
Ø 22 mm | H 1600 mm

Risk1 1.10 IP20 850° CB® EAC

* Pending



On-Off



Dimm 1-10V / DALI / Dimmer on board



Code example:

O . **RN60** **B** . **HW** **12**

Accessories: p.187

Low Voltage Tracks: p.175-185

Finishes: p.82-83

Photometric data:

www.reggiani.net

Notes:

Cable length 3mt/

Lunghezza cavo 3mt

2W POWERLED Lumen delivered up to 110 lm / Lumen maintenance: L90B10=50,000h

Driver	Version	Optics	LED	K	CRI	lm	SDCM	Finishes
O On-Off	RN60	B 10° Narrow	HW	2700	>90	140	<3	01
V Dimm 1-10V		E 28° Medium	HQ	3000	>90	145	<3	12
D DALI		H 33° Wide	WW	3000	>80	190	<3	31
P Dimmer on board		NN	4000	>80	200	<3	BO	

LED nominal lumen


Finishes
01
12
31
BO
CO
DO
EO
LO
MO
NO

Yori Pendant 48V

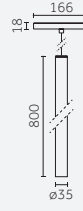
Ø 35 mm | H 800 mm



* Pending



On-Off



DALI / Dimmer on board



Code example:

V . VN60 . B . HW . 12

Accessories: p.188

Low Voltage Tracks: p.175-185

Finishes: p.82-83

Photometric data:

www.reggiani.net

Notes:

Cable length 3mt/

Lunghezza cavo 3mt

2,4 W POWER LED

Lumen delivered up to 270 lm / Lumen maintenance: L90 B10=50,000h

Driver	Version	Optics	LED	K	CRI	lm	SDCM	Finishes
V Dimm 1-10V	VN60	B 10° Narrow	HW	2700	>90	210	<3	01
		E 22° Medium	HQ	3000	>90	220	<3	12
		H 31° Wide	WW	3000	>80	265	<3	31
			NN	4000	>80	290	<3	B0
			LED nominal lumen					C0
								D0
								E0
								L0
								M0
								N0

3,5 W POWER LED

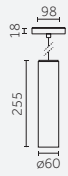
Lumen delivered up to 290 lm / Lumen maintenance: L90 B10=50,000h

Driver	Version	Optics	LED	K	CRI	lm	SDCM	Finishes
0 On-Off	VN61	B 10° Narrow	HW	2700	>90	310	<3	01
D DALI		H 22° Narrow	HQ	3000	>90	315	<3	12
P Dimmer on board		H 31° Medium	WW	3000	>80	380	<3	31
			NN	4000	>80	415	<3	B0
			LED nominal lumen					C0
								D0
								E0
								L0
								M0
								N0

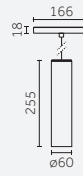
Ø 60 mm | H 255 mm



* Pending



On-Off



Dimm 1-10V / DALI / Dimmer on board



Code example:

0 . XN62 . A . HW . 01

Accessories: p.191-192

Low Voltage Tracks: p.175-185

Finishes: p.82-83

Photometric data:

www.reggiani.net

Notes:

Cable length 3mt/

Lunghezza cavo 3mt

9 W COBLED

Lumen delivered up to 772 lm / Lumen maintenance: L90 B10=50,000h

Driver	Version	Optics	LED	K	CRI	lm	SDCM	Finishes
0 On-Off	XN62	A 8° Very narrow	HW	2700	>90	725	<2	01
V Dimm 1-10V			HQ	3000	>90	730	<2	12
D DALI			WW	3000	>80	844	<3	31
P Dimmer on board			NN	4000	>80	941	<3	B0
			LED nominal lumen					C0
								D0
								E0
								L0
								M0
								N0

9 W COBLED

Lumen delivered up to 1115 lm / Lumen maintenance: L90 B10=50,000h

Driver	Version	Optics	LED	K	CRI	lm	SDCM	Finishes
0 On-Off	ZN62	B 12° Narrow	HW	2700	>90	1050	<2	01
V Dimm 1-10V		E 20° Medium	HQ	3000	>90	1100	<2	12
		H 32° Wide	WW	3000	>80	1300	<3	31
		K - Without optics	NN	4000	>80	1360	<3	B0
			LED nominal lumen					C0
								D0
								E0
								L0
								M0
								N0





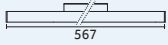
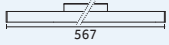
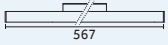
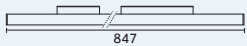
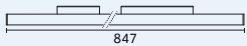
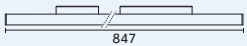
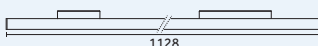
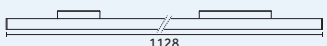
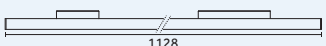
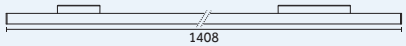
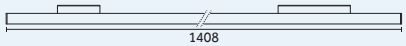


Yori Pendant 48V



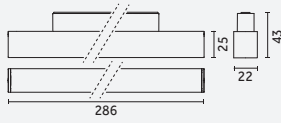
Yori Linear 48V

168

Opal diffuser	Prismatic diffuser	UGR<19	
 <p>p.169</p>	 <p>p.171</p>	 <p>p.173</p>	 <p>High-Performance p.173</p>
 <p>p.169</p>	 <p>p.171</p>	 <p>p.173</p>	
 <p>p.169</p>	 <p>p.171</p>	 <p>p.174</p>	
 <p>p.170</p>	 <p>p.172</p>	 <p>p.174</p>	
 <p>p.170</p>	 <p>p.172</p>		
<p>MID POWER LED 5,4 W, 10,8 W, 16,2 W, 21,6 W, 27 W 731 lm-4050 lm L90 B5=50,000h 2700K, 3000K, 4000K SDCM <3 CRI >90</p>	<p>POWER LED 5,4 W, 10,8 W, 16,2 W, 21,6 W, 27 W 731 lm-4050 lm L90 B5=50,000h 2700K, 3000K, 4000K SDCM <3 CRI >90</p>	<p>POWER LED 4,3 W, 8,6 W, 12,9 W, 15,4 W 569 lm-2235 lm L90 B5=50,000h 2700K, 3000K, 4000K SDCM <3 CRI >90</p> <p>High-Performance 9,9 W, 15 W 1079 lm-1679 lm L90 B10=50,000h 2700K, 3000K, 4000K SDCM <3 CRI >90</p>	

286 mm | Opal

Risk 1 0.18 IP20 850°



Code example:

0 . **BN420** . **HW 21**

Low Voltage Tracks: p.175-185

Finishes: p.82-83

Photometric data:

www.reggiani.net

Notes:

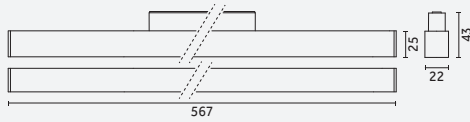
Dimm 1-10V version on request /
Versione Dimm 1-10V su richiesta

5,4 W		MID POWER LED			Lumen delivered up to 525 lm / Lumen maintenance: L90 B5=50,000h					
Driver	Version	Length	Diffuser	Beam width	LED	K	CRI	lm	SDCM	Finishes
0 On-Off	BN420	286mm	Opal	102°	HW	2700	>90	731	<3	21
D DALI					HQ	3000	>90	744	<3	
					HN	4000	>90	810	<3	

LED nominal lumen

567 mm | Opal

Risk 1 0.31 IP20 850°



Code example:

0 . **BN430** . **HW 21**

Low Voltage Tracks: p.175-185

Finishes: p.82-83

Photometric data:

www.reggiani.net

Notes:

Dimm 1-10V version on request /
Versione Dimm 1-10V su richiesta

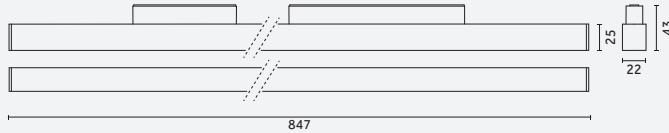
10,8 W		MID POWER LED			Lumen delivered up to 1078 lm / Lumen maintenance: L90 B5=50,000h					
Driver	Version	Length	Diffuser	Beam width	LED	K	CRI	lm	SDCM	Finishes
0 On-Off	BN430	567mm	Opal	102°	HW	2700	>90	1462	<3	21
D DALI					HQ	3000	>90	1488	<3	
					HN	4000	>90	1620	<3	

LED nominal lumen

169

847 mm | Opal

Risk 1 0.47 IP20 850°



Code example:

0 . **BN450** . **HW 21**

Low Voltage Tracks: p.175-185

Finishes: p.82-83

Photometric data:

www.reggiani.net

Notes:

Dimm 1-10V version on request /
Versione Dimm 1-10V su richiesta

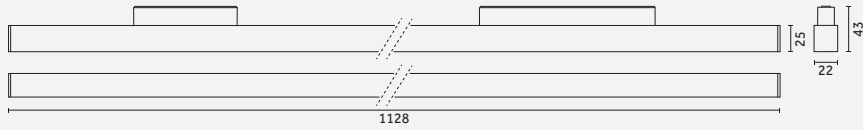
16,2 W		MID POWER LED			Lumen delivered up to 1615 lm / Lumen maintenance: L90 B5=50,000h					
Driver	Version	Length	Diffuser	Beam width	LED	K	CRI	lm	SDCM	Finishes
0 On-Off	BN450	847mm	Opal	102°	HW	2700	>90	2193	<3	21
D DALI					HQ	3000	>90	2232	<3	
					HN	4000	>90	2430	<3	

LED nominal lumen

Yori Linear 48V

1128 mm | Opal

Risk 1 0.60 IP20 Recycle 850°



Code example:

0 - **BN460** - **HW** **21**

Low Voltage Tracks: p.175-185

Finishes: p.82-83

Photometric data:

www.reggiani.net

Notes:

Dimm 1-10V version on request/
Versione Dimm 1-10V su richiesta

21,6 W MID POWER LED

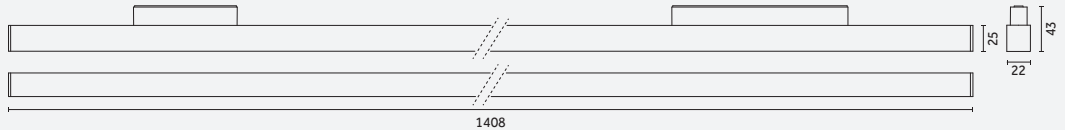
Lumen delivered up to 2153 lm / Lumen maintenance: L90 B5=50,000h

Driver	Version	Length	Diffuser	Beam width	LED	K	CRI	lm	SDCM	Finishes
0 On-Off	BN460	1128mm	Opal	102°	HW	2700	>90	2924	<3	21
D DALI					HQ	3000	>90	2976	<3	
					HN	4000	>90	3240	<3	

LED nominal lumen

1408 mm | Opal

Risk 1 0.74 IP20 Recycle 850°



Code example:

0 - **BN470** - **HW** **21**

Low Voltage Tracks: p.175-185

Finishes: p.82-83

Photometric data:

www.reggiani.net

Notes:

Dimm 1-10V version on request/
Versione Dimm 1-10V su richiesta

27 W MID POWER LED

Lumen delivered up to 2692 lm / Lumen maintenance: L90 B5=50,000h

Driver	Version	Length	Diffuser	Beam width	LED	K	CRI	lm	SDCM	Finishes
0 On-Off	BN470	1408mm	Opal	102°	HW	2700	>90	3654	<3	21
D DALI					HQ	3000	>90	3720	<3	
					HN	4000	>90	4050	<3	

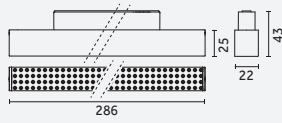
LED nominal lumen

170



286 mm | Prismatic

Risk 1 0.18 IP20 850°



Code example:

0 . **CN420** . **HW 21**

Low Voltage Tracks: p.175-185

Finishes: p.82-83

Photometric data:

www.reggiani.net

Notes:

Dimm 1-10V version on request /
Versione Dimm 1-10V su richiesta

5,4 W MID POWER LED

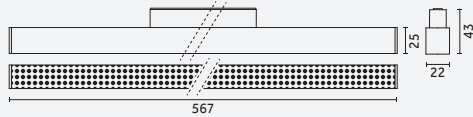
Lumen delivered up to 368 lm / Lumen maintenance: L90 B5=50,000h

Driver	Version	Length	Diffuser	Beam width	LED	K	CRI	lm	SDCM	Finishes
0 On-Off	CN420	286mm	Prismatic	57° / 87°	HW	2700	>90	731	<3	21
D DALI					HQ	3000	>90	744	<3	
					HN	4000	>90	810	<3	

LED nominal lumen

567 mm | Prismatic

Risk 1 0.32 IP20 850°



Code example:

0 . **CN430** . **HW 21**

Low Voltage Tracks: p.175-185

Finishes: p.82-83

Photometric data:

www.reggiani.net

Notes:

Dimm 1-10V version on request /
Versione Dimm 1-10V su richiesta

10,8 W MID POWER LED

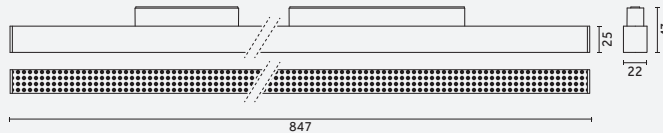
Lumen delivered up to 755 lm / Lumen maintenance: L90 B5=50,000h

Driver	Version	Length	Diffuser	Beam width	LED	K	CRI	lm	SDCM	Finishes
0 On-Off	CN430	567mm	Prismatic	57° / 87°	HW	2700	>90	1462	<3	21
D DALI					HQ	3000	>90	1488	<3	
					HN	4000	>90	1620	<3	

LED nominal lumen

847 mm | Prismatic

Risk 1 0.48 IP20 850°



Code example:

0 . **CN450** . **HW 21**

Low Voltage Tracks: p.175-185

Finishes: p.82-83

Photometric data:

www.reggiani.net

Notes:

Dimm 1-10V version on request /
Versione Dimm 1-10V su richiesta

16,2 W MID POWER LED

Lumen delivered up to 1133 lm / Lumen maintenance: L90 B5=50,000h

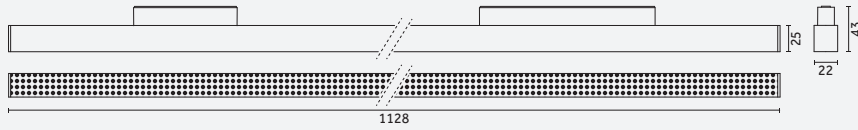
Driver	Version	Length	Diffuser	Beam width	LED	K	CRI	lm	SDCM	Finishes
0 On-Off	CN450	847mm	Prismatic	57° / 87°	HW	2700	>90	2193	<3	21
D DALI					HQ	3000	>90	2232	<3	
					HN	4000	>90	2430	<3	

LED nominal lumen

Yori Linear 48V

1128 mm | Prismatic

Risk 1 0.62 IP20 850°



Code example:

0 - CN460 - HW 21

Low Voltage Tracks: p.175-185

Finishes: p.82-83

Photometric data:

www.reggiani.net

Notes:

Dimm 1-10V version on request/
Versione Dimm 1-10V su richiesta

21,6 W MID POWER LED

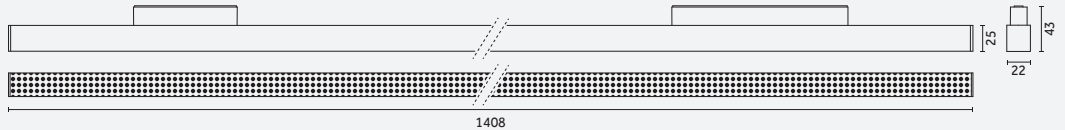
Lumen delivered up to 1509 lm / Lumen maintenance: L90 B5=50,000h

Driver	Version	Length	Diffuser	Beam width	LED	K	CRI	lm	SDCM	Finishes
0 On-Off	CN460	1128mm	Prismatic	57° / 87°	HW	2700	>90	2924	<3	21
D DALI					HQ	3000	>90	2976	<3	
					HN	4000	>90	3240	<3	

LED nominal lumen

1408 mm | Prismatic

Risk 1 0.76 IP20 850°



Code example:

0 - CN470 - HW 21

Low Voltage Tracks: p.175-185

Finishes: p.82-83

Photometric data:

www.reggiani.net

Notes:

Dimm 1-10V version on request/
Versione Dimm 1-10V su richiesta

27 W MID POWER LED

Lumen delivered up to 1888 lm / Lumen maintenance: L90 B5=50,000h

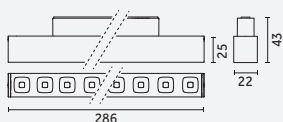
Driver	Version	Length	Diffuser	Beam width	LED	K	CRI	lm	SDCM	Finishes
0 On-Off	CN470	1408mm	Prismatic	57° / 87°	HW	2700	>90	3654	<3	21
D DALI					HQ	3000	>90	3720	<3	
					HN	4000	>90	4050	<3	

LED nominal lumen

286 mm | UGR<19



* Pending



Code example:

0 . **DN420** . **HW 21**

Low Voltage Tracks: p.175-185

Finishes: p.82-83

Photometric data:

www.reggiani.net

Notes:

Dimm 1-10V version on request /

Versione Dimm 1-10V su richiesta

4,3 W MID POWER LED

Lumen delivered up to 547 lm / Lumen maintenance: L90 B5=50,000h

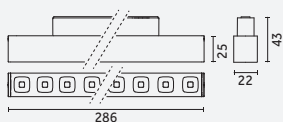
Driver	Version	Length	Diffuser	Beam width	LED	K	CRI	lm	SDCM	Finishes
0 On-Off	DN420	286mm	UGR<19	65°	HW	2700	>90	569	<3	21
D DALI					HQ	3000	>90	579	<3	
					HN	4000	>90	620	<3	

LED nominal lumen

286 mm | UGR<19 | High-Performance



* Pending



Code example:

0 . **FN430** . **HW 21**

Low Voltage Tracks: p.175-185

Finishes: p.82-83

Photometric data:

www.reggiani.net

Notes:

Dimm 1-10V version on request /

Versione Dimm 1-10V su richiesta

9,9 W MID POWER LED

Lumen delivered up to 1081 lm / Lumen maintenance: L90 B10=50,000h

Driver	Version	Length	Diffuser	Beam width	LED	K	CRI	lm	SDCM	Finishes
0 On-Off	FN430	286mm	UGR<19	65°	HW	2700	>90	1079	<3	21
D DALI					HQ	3000	>90	1122	<3	
					HN	4000	>90	1205	<3	

LED nominal lumen

15 W MID POWER LED

Lumen delivered up to 1506 lm / Lumen maintenance: L90 B10=50,000h

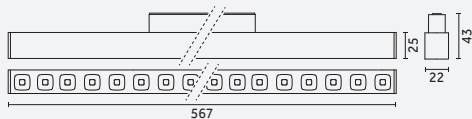
Driver	Version	Length	Diffuser	Beam width	LED	K	CRI	lm	SDCM	Finishes
0 On-Off	GN440	286mm	UGR<19	65°	HW	2700	>90	1502	<3	21
D DALI					HQ	3000	>90	1564	<3	
					HN	4000	>90	1679	<3	

LED nominal lumen

567 mm | UGR<19



* Pending



Code example:

0 . **DN430** . **HW 21**

Low Voltage Tracks: p.175-185

Finishes: p.82-83

Photometric data:

www.reggiani.net

Notes:

Dimm 1-10V version on request /

Versione Dimm 1-10V su richiesta

8,6 W MID POWER LED

Lumen delivered up to 1093 lm / Lumen maintenance: L90 B5=50,000h

Driver	Version	Length	Diffuser	Beam width	LED	K	CRI	lm	SDCM	Finishes
0 On-Off	DN430	567mm	UGR<19	65°	HW	2700	>90	1139	<3	21
D DALI					HQ	3000	>90	1159	<3	
					HN	4000	>90	1241	<3	

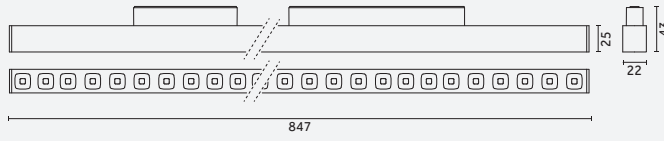
LED nominal lumen

Yori Linear 48V

847 mm | UGR<19

Risk* 0.59 IP20 850°

*Pending



Code example:

0 - DN440 - HW 21

Low Voltage Tracks: p.175-185

Finishes: p.82-83

Photometric data:

www.reggiani.net

Notes:

Dimm 1-10V version on request/
Versione Dimm 1-10V su richiesta

12,9 W MID POWER LED

Lumen delivered up to 1640 lm / Lumen maintenance: L90 B5=50,000h

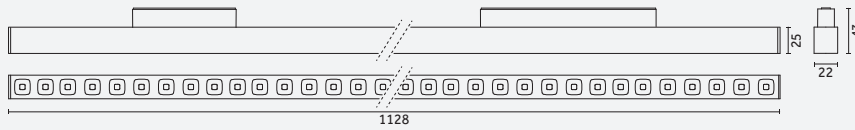
Driver	Version	Length	Diffuser	Beam width	LED	K	CRI	lm	SDCM	Finishes
0 On-Off	DN440	847mm	UGR<19	65°	HW	2700	>90	1708	<3	21
D DALI					HQ	3000	>90	1739	<3	
					HN	4000	>90	1862	<3	

LED nominal lumen

1128 mm | UGR<19

Risk* 0.76 IP20 850°

*Pending



Code example:

0 - DN450 - HW 21

Low Voltage Tracks: p.175-185

Finishes: p.82-83

Photometric data:

www.reggiani.net

Notes:

Dimm 1-10V version on request/
Versione Dimm 1-10V su richiesta

15,4 W MID POWER LED

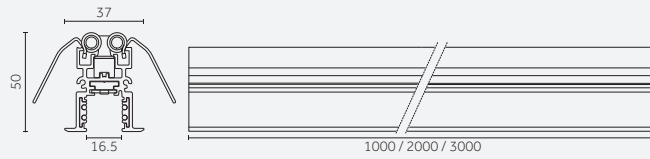
Lumen delivered up to 1968 lm / Lumen maintenance: L90 B5=50,000h

Driver	Version	Length	Diffuser	Beam width	LED	K	CRI	lm	SDCM	Finishes
0 On-Off	DN450	1128mm	UGR<19	65°	HW	2700	>90	2050	<3	21
D DALI					HQ	3000	>90	2087	<3	
					HN	4000	>90	2235	<3	

LED nominal lumen

Low Voltage Tracks

Track 48V | Recessed Trim



Code example:
0.02401.00 12

Driver: p.185
Control systems: p.185

Version	Length mm	Weight kg	Finishes
0.02401.00	1000	1,00	12
0.02402.00	2000	2,00	31
0.02403.00	3000	3,00	

Track 48V | Recessed Trim | Accessories

Accessories/ Accessori

176


		<p>Description End cap for tracks/ Tappo di chiusura per binari</p>	<p>Code 0.02481.00</p>	<p>Finishes 12 31</p>
		<p>Description Reinforcing bracket for jointing connection/ Staffa di rinforzo per installazioni in linea continua</p>	<p>Code 0.02487.00</p>	<p>Finishes 21</p>
		<p>Description 90° ceiling corner/ Angolo a 90° a soffitto</p>	<p>Code 0.02414.0000</p>	<p>Finishes 12 31</p>
		<p>Description Trimless inspection hatch/ Botola d'ispezione Trimless</p>	<p>Code 0.40020.0000</p>	<p>Finishes 12 31</p>
		<p>Description Cable cutter/ Tronchese per taglio conduttori del binario</p>	<p>Code 0.02064.0000</p>	
		<p>Description L- connector for wall/ceiling corners, T / X connectors for ceilings/ Giunto a "L" per angoli parete/soffitto, giunti a "T"/"X" per soffitto</p>	<p>Code On request</p>	

Electromechanical connections/ Conessioni elettromeccaniche

		<p>Description Straight feeding connector/ Giunto passante di alimentazione</p>	<p>Code 0.02486.00</p>	<p>Finishes 10 21</p>
		<p>Description End feed/ Testata di alimentazione</p>	<p>Code 0.02485.00</p>	<p>Finishes 10 21</p>
		<p>Description Feeding connector for 90° corner/ Giunto di alimentazione per angolo 90°</p>	<p>Code 0.02484.00</p>	<p>Finishes 10 21</p>
		<p>Description Flexible feeding connector for 90° corner/ Giunto di alimentazione flessibile per angolo 90°</p>	<p>Code 0.02404.00</p>	<p>Finishes 10 21</p>

Low Voltage Tracks

Track 48V | Recessed Trimless



Code example:
0.02465.00 21

Driver: p.185
Control systems: p.185

Version	Length mm	Weight kg	Finishes
0.02465.00	1000	1,00	21 <input type="checkbox"/>
0.02466.00	2000	2,00	
0.02467.00	3000	3,00	

Track 48V | Recessed Trimless | Accessories

Accessories/ Accessori

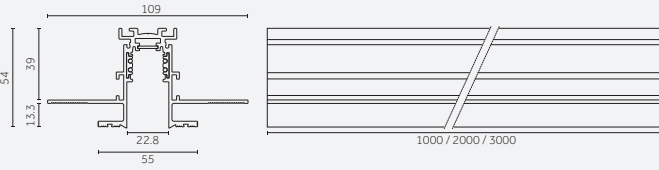
		Description End cap for tracks/ Tappo di chiusura per binario	Code 0.02468.00	Finishes 21 <input type="checkbox"/>	
		Description Bracket for trimless installation (4 pieces for 1000mm)/ Staffa per applicazioni Trimless (4 pezzi per 1000mm)	Code 0.02475.0000		
		Description Reinforcing bracket for jointing connection/ Staffa di rinforzo per installazioni in linea continua	Code 0.02487.00	Finishes 21 <input type="checkbox"/>	
		Description 90° ceiling corner/ Angolo a 90° a soffitto	Code 0.02474.00	Finishes 21 <input type="checkbox"/>	
		Description Trimless inspection hatch/ Botola d'ispezione Trimless	Code 0.40020.0000		
		Description Cable cutter/ Tronchese per taglio conduttori del binario	Code 0.02064.0000		
				Description L - connector for wall/ceiling corners, T / X connectors for ceilings/ Giunto a "L" per angoli parete/ soffitto, giunti a "T"/"X" per soffitto	On request

Electromechanical connections/ Connessioni elettromeccaniche

		Description Straight feeding connector/ Giunto passante di alimentazione	Code 0.02486.00	Finishes 10 <input type="checkbox"/> 21 <input type="checkbox"/>
		Description End feed/ Testata di alimentazione	Code 0.02485.00	Finishes 10 <input type="checkbox"/> 21 <input type="checkbox"/>
		Description Feeding connector for 90° corner/ Giunto di alimentazione per angolo 90°	Code 0.02484.00	Finishes 10 <input type="checkbox"/> 21 <input type="checkbox"/>
		Description Flexible feeding connector for 90° corner/ Giunto di alimentazione flessibile per angolo 90°	Code 0.02404.00	Finishes 10 <input type="checkbox"/> 21 <input type="checkbox"/>

Low Voltage Tracks

Track 48V | High | Recessed Trimless



Code example:
0.02445.00 21

Driver: p.185
Control systems: p.185

Version	Length mm	Weight kg	Finishes
0.02445.00	1000	1,00	21
0.02446.00	2000	2,00	
0.02447.00	3000	3,00	

Track 48V | High | Recessed Trimless | Accessories

Accessories/ Accessori

178

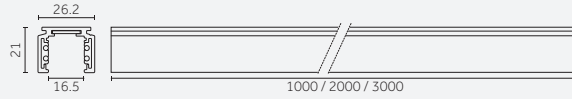

		Description End cap for track/ Tappo di chiusura per binario	Code 0.02463.00	Finishes 12 31	
		Description End cap with cable hole/ Tappo di chiusura con foro per cavo	Code 0.02464.00	Finishes 12 31	
		Description Reinforcing bracket for jointing connection/ Staffa di rinforzo per installazioni in linea continua	Code 0.02487.00	Finishes 21	
		Description Trimless inspection hatch/ Botola d'ispezione Trimless	Code 0.40020.0000		
		Description 90° ceiling corner / Angolo a 90° a soffitto	Code 0.02478.00	Finishes 21	
		Description Cable cutter/ Tronchese per taglio conduttori del binario	Code 0.02064.0000		
				 Description L- connector for wall/ceiling corners, T/X connectors for ceilings/ Giunto a "L" per angoli parete/ soffitto, giuntia "T"/"X" per soffitto	On request

Electromechanical connections/ Connessioni elettromeccaniche

		Description Straight feeding connector/ Giunto passante di alimentazione	Code 0.02486.00	Finishes 10 21
		Description End feed/ Testata di alimentazione	Code 0.02485.00	Finishes 10 21
		Description Feeding connector for 90° corner/ Giunto di alimentazione per angolo 90°	Code 0.02484.00	Finishes 10 21
		Description Flexible feeding connector for 90° corner/ Giunto di alimentazione flessibile per angolo 90°	Code 0.02404.00	Finishes 10 21

Low Voltage Tracks

Track 48V | Surface slim



Code example:

0.02450.00 12

Driver: p.185

Control systems: p.185

Version	Length mm	Weight kg	Finishes
0.02450.00	1000	0,70	12
0.02451.00	2000	1,40	31
0.02452.00	3000	2,10	

Track 48V | Surface slim | Accessories

Accessories/ Accessori



Description


End cap/
Tappo di chiusura

Code

0.02453.00

Finishes

12
31



Description

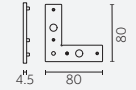
End cap with cable hole/
Tappo di chiusura con foro per cavo

Code

0.02454.00

Finishes

12
31




Description

L bracket for 90° angles/
Staffa a L per applicazioni angolari 90°

Code

0.02483.0000

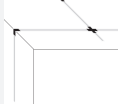


Description

Cable cutter/
Tronchese per taglio conduttori del binario

Code

0.02064.0000



Description

L-connector for wall/ceiling corners, T/X connectors for ceilings/
Giunto a "L" per angoli parete/soffitto, giunti a "T"/"X" per soffitto

On request

179

Electromechanical connections/ Connessioni elettromeccaniche



Description


Straight feeding connector/
Giunto passante di alimentazione

Code

0.02486.00

Finishes

10
21



Description

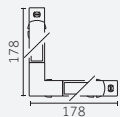
End feed/
Testata di alimentazione

Code

0.02485.00

Finishes

10
21



Description

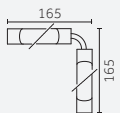
Feeding connector for 90° corner/
Giunto di alimentazione per angolo 90°

Code

0.02484.00

Finishes

10
21



Description

Flexible feeding connector for 90° corner/
Giunto di alimentazione flessibile per angolo 90°

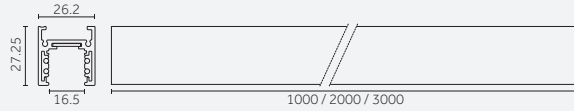
Code

0.02404.00

Finishes

10
21

Track 48V | Surface/Pendant



Code example:
0.02455.00 12

Driver: p.185
Control systems: p.185

Version	Length mm	Weight kg	Finishes
0.02455.00	1000	0,77	12
0.02456.00	2000	1,54	31
0.02457.00	3000	2,31	

Track 48V | Surface/Pendant | Accessories

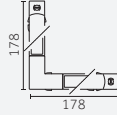
Accessories/ Accessori

		Description End cap/ Tappo di chiusura	Code 0.02458.00	Finishes 12 31
		Description End cap with cable hole/ Tappo di chiusura con foro per cavo	Code 0.02459.00	Finishes 12 31
		Description Short bracket for suspension/ Staffa corta per sospensione	Code 0.02479.0000	
		Description Long bracket for suspension/ Staffa lunga per sospensione	Code 0.02482.0000	
		Description 90° corner/ Angolo a 90°	Code 0.02449.00	Finishes 12 31
		Description Bracket for surface-mounting/ Clip per fissaggio a superficie	Code 0.02415.00	Finishes 10 21
		Description Cable cutter/ Tronchese per taglio conduttori del binario	Code 0.02064.0000	
		Description L- connector for wall/ceiling corners, T / X connectors for ceilings/ Giunto a "L" per angoli parete/soffitto, giunti a "T"/"X" per soffitto	On request	

Electromechanical connections/ Conessioni elettromeccaniche

		Description Straight feeding connector/ Giunto passante di alimentazione	Code 0.02486.00	Finishes 10 21
		Description End feed/ Testata di alimentazione	Code 0.02485.00	Finishes 10 21

Low Voltage Tracks



Description

Feeding connector for 90° corner/
Giunto di alimentazione per angolo 90°

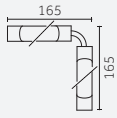
Code

0.02484.00

Finishes

10

21



Description

Flexible feeding connector for 90° corner/
Giunto di alimentazione flessibile per angolo 90°

Code

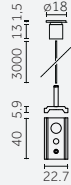
0.02404.00

Finishes

10

21

Pendant mounting (surface-mounted track)/ Fissaggio a sospensione (binario da superficie)

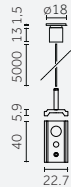


Description

Wire suspension set with 3000mm cable + cylinder ceiling rose + short bracket with gripper for rapid cable Ø 1,5m installation /
Set sospensione con cavo 3000mm + rosone cilindrico + staffa corta con tenditore per fissaggio rapido del cavo Ø 1,5m

Code

0.02407.0000

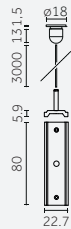


Description

Wire suspension set with 5000mm cable + cylinder ceiling rose + short bracket with gripper for rapid cable Ø 1,5m installation /
Set sospensione con cavo 5000mm + rosone cilindrico + staffa corta con tenditore per fissaggio rapido del cavo Ø 1,5m

Code

0.02408.0000

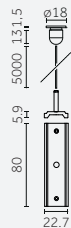


Description

Wire suspension set with 3000mm cable + ceiling rose + long bracket with gripper for rapid cable Ø 1,5m installation /
Set sospensione con cavo 3000mm + rosone + staffa lunga con tenditore per fissaggio rapido del cavo Ø 1,5m

Code

0.02409.0000

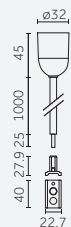


Description

Wire suspension set with 5000mm cable + ceiling rose + long bracket with gripper for rapid cable Ø 1,5m installation /
Set sospensione con cavo 5000mm + rosone + staffa lunga con tenditore per fissaggio rapido del cavo Ø 1,5m

Code

0.02410.0000



Description

Suspension kit with 1m tie rod.
Ceiling bracket, plastic ceiling rose, threaded M6 rod, M6 bracket/
Set per fissaggio a sospensione con tige 1m.
Staffa per fissaggio a soffitto, rosone in plastica, barra filettata M6, staffa M6

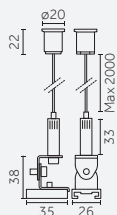
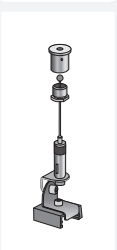
Code

0.02488.00

Finishes

10

21



Description

Suspension kit with 2m long wire and counter-balance system/
Set sospensione con cavo da 2m e sistema di contro-bilanciamento

Code

0.02473.00

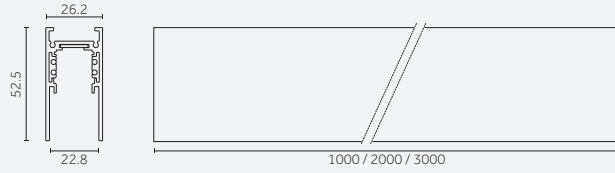
Finishes

10

21

Low Voltage Tracks

Track 48V | High | Surface/Pendant



Code example:

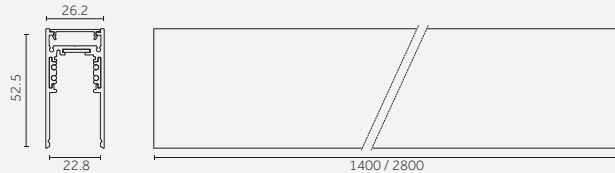
0.02460.00 12

Driver: p.185

Control systems: p.185

Version	Length mm	Weight kg	Finishes
0.02460.00	1000	0,95	12
0.02461.00	2000	1,90	31
0.02462.00	3000	2,85	

Track 48V | High | Pendant - Indirect



Code example:

X . 02405 . HW 12

Driver: p.185

Control systems: p.185

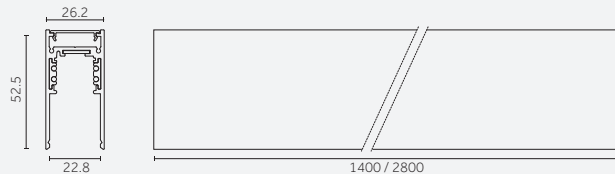
20,2 W MID POWER LED		Lumen delivered up to 2430 lm / Lumen maintenance: L90 B5=50,000h									
Driver	Version	Length mm	Diffuser	Beam width	LED	K	CRI	lm	SDCM	Finishes	
X Not included	02405 On/Off*	1400	Opal	105°	HW	2700	>90	2520	<3	12	
	V2405 Dimm 1-10V*				HQ	3000	>90	3050	<3	31	
	D2405 DALI				HN	4000	>90	3300	<3		

LED nominal lumen

39,4 W MID POWER LED		Lumen delivered up to 4860 lm / Lumen maintenance: L90 B5=50,000h									
Driver	Version	Length mm	Diffuser	Beam width	LED	K	CRI	lm	SDCM	Finishes	
X Not included	02406 On/Off*	2800	Opal	105°	HW	2700	>90	5040	<3	12	
	V2406 Dimm 1-10V*				HQ	3000	>90	6100	<3	31	
	D2406 DALI				HN	4000	>90	6600	<3		

LED nominal lumen

Track 48V | High | Pendant - Indirect | Tunable white



Code example:

X . 02405 . WT 12

Driver: p.185

Driver Tunable white; p.185

Control systems: p.185

20 W MID POWER LED		Lumen delivered up to 2430 lm / Lumen maintenance: L90 B5=50,000h									
Driver	Version	Length mm	Diffuser	Beam width	LED	K	CRI	lm	SDCM	Finishes	
X Not included	T2405	1400	Opal	105°	WT	2200-6500	>80	2800	<3	12	
					QT	2200-6500	>90	2310	<3	31	

LED nominal lumen

40 W MID POWER LED		Lumen delivered up to 4860 lm / Lumen maintenance: L90 B5=50,000h									
Driver	Version	Length mm	Diffuser	Beam width	LED	K	CRI	lm	SDCM	Finishes	
X Not included	T2406	2800	Opal	105°	WT	2200-6500	>90	5600	<3	12	
					QT	2200-6500	>90	4670	<3	31	

LED nominal lumen

Notes:

Kit for suspended application to be ordered separately p.184/ Kit per l'applicazione a sospensione da ordinare separatamente vedi p.184

Low Voltage Tracks

Track 48V High | Surface/Pendant | Pendant - Indirect | Accessories

Accessories/ Accessori

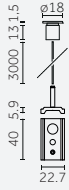
		Description End cap for track/ Tappo di chiusura per binario	Code 0.02463.00	Finishes 12 31
		Description End cap with cable hole/ Tappo di chiusura con foro per cavo	Code 0.02464.00	Finishes 12 31
		Description Short bracket for suspension/ Staffa corta per sospensione	Code 0.02479.0000	
		Description Long bracket for suspension/ Staffa lunga per sospensione	Code 0.02482.0000	
		Description 90° corner / Angolo di 90°	Code 0.02448.00	Finishes 12 31
		Description Bracket for surface-mounting/ Clip per fissaggio a superficie	Code 0.02415.00	Finishes 10 21
		Description Cable cutter/ Tronchese per taglio conduttori del binario	Code 0.02064.0000	

Electromechanical connections/ Connessioni elettromeccaniche

		Description Straight feeding connector/ Giunto passante di alimentazione	Code 0.02486.00	Finishes 10 21
		Description End feed/ Testata di alimentazione	Code 0.02485.00	Finishes 10 21
		Description Feeding connector for 90° corner/ Giunto di alimentazione per angolo 90°	Code 0.02484.00	Finishes 10 21
		Description Flexible feeding connector for 90° corner/ Giunto di alimentazione flessibile per angolo 90°	Code 0.02404.00	Finishes 10 21

Low Voltage Tracks

Pendant mounting (surface-mounted track)/ Fissaggio a sospensione (binario da superficie)

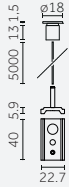


Description

Wire suspension set with 3000mm cable + cylinder ceiling rose + short bracket with gripper for rapid cable Ø 1,5m installation /
Set sospensione con cavo 3000mm + rosone cilindrico + staffa corta con tenditore per fissaggio rapido del cavo Ø 1,5m

Code

0.02407.0000

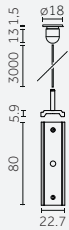


Description

Wire suspension set with 5000mm cable + cylinder ceiling rose + short bracket with gripper for rapid cable Ø 1,5m installation /
Set sospensione con cavo 5000mm + rosone cilindrico + staffa corta con tenditore per fissaggio rapido del cavo Ø 1,5m

Code

0.02408.0000

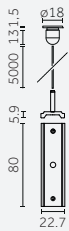


Description

Wire suspension set with 3000mm cable + ceiling rose + long bracket with gripper for rapid cable Ø 1,5m installation /
Set sospensione con cavo 3000mm + rosone + staffa lunga con tenditore per fissaggio rapido del cavo Ø 1,5m

Code

0.02409.0000

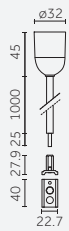


Description

Wire suspension set with 5000mm cable + ceiling rose + long bracket with gripper for rapid cable Ø 1,5m installation /
Set sospensione con cavo 5000mm + rosone + staffa lunga con tenditore per fissaggio rapido del cavo Ø 1,5m

Code

0.02410.0000



Description

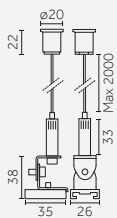
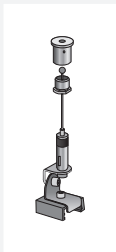
Suspension kit with 1m tige.
Ceiling bracket, plastic ceiling rose, threaded M6 rod, M6 bracket /
Set per fissaggio a sospensione con tige 1m.
Staffa per fissaggio a soffitto, rosone in plastica, barra filettata M6, staffa M6

Code

0.02488.00

Finishes

10	<input type="checkbox"/>
21	<input type="checkbox"/>



Description

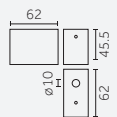
Suspension kit with 2m long wire and counter-balance system /
Set sospensione con cavo da 2m e sistema di contro-bilanciamento

Code

0.02473.00

Finishes

10	<input type="checkbox"/>
21	<input type="checkbox"/>



Description

Canopy surface kit for suspended track feeding.
Rose, ceiling bracket, 4-pole terminal block and gasket for cable passage /
Set basetta a superficie per alimentazione binario a sospensione.
Rosone, staffa per fissaggio a soffitto, morsetti a 4 poli e guarnizione per il passaggio del cavo

Code

0.02480.00

Finishes

12	<input type="checkbox"/>
31	<input type="checkbox"/>

Electrical devices


Track 48V | Electrical Devices

Driver


50 W POWERLED

Type	Code	W	Size (mm)	Tech. info	CV	Connectable fixtures	Max.distance	Cable section
On/Off	0.31655.0000	50		220-240V / 0/50/60Hz	48V	Max: 45 W	See chart here below	2.5 mm ²

70 W POWERLED

Type	Code	W	Size (mm)	Tech. info	CV	Connectable fixtures	Max.distance	Cable section
On/Off	0.31656.0000	70		220-240V / 0/50/60Hz	48V	Max: 63 W	See chart here below	2.5 mm ²

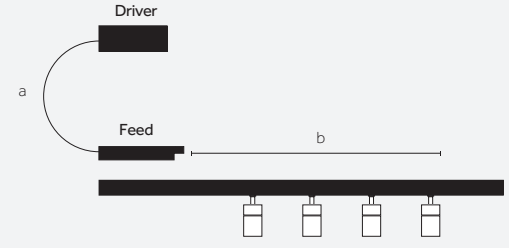
150 W POWERLED

Type	Code	W	Size (mm)	Tech. info	CV	Connectable fixtures	Max.distance	Cable section
On/Off	0.31650.0000	150		220-240V / 0/50/60Hz	48V	Max: 140 W	See chart here below	2.5 mm ²

200 W POWERLED

Type	Code	W	Size (mm)	Tech. info	CV	Connectable fixtures	Max.distance	Cable section
On/Off	0.31657.0000*	200	—	—	48V	—	—	—

*On request/Su richiesta




Driver	(a)	5 m	10m	20 m	30 m
50 W	(b)	55 m	50 m	40 m	30 m
70 W	(b)	35 m	30 m	20 m	10 m
150 W	(b)	20 m	15 m	5 m	-
200 W	(b)	15 m	10 m	-	-

(a) Distance Driver / Feed Unit
(b) Distance Feed Unit / Spot

Track 48V | High | Pendant - Indirect | Tunable white | Electrical Devices

Driver

20/40 W MID POWERLED

Type	Code	W	Size (mm)	Tech. info	CV	Connectable fixtures	Max.distance	Cable section
DALI	D.31640.0000	75		120-277V / 50/60Hz	24V	Max: 67 W	Max: 20 m	2.5 mm ²
DMX	G.31640.0000	75		120-277V / 50/60Hz	24V	Max: 67 W	Max: 20 m	2.5 mm ²

Control systems

Track 48V | Control systems



Description

Wireless control device for 48V track (see p.86-87)/
Dispositivo di controllo wireless per binario 48V (vedi p.86-87)
Casambi - Control up to 64 drivers divided in 4 groups/
Casambi - Controllo fino a 64 driver divisi in 4 gruppi

Code

0.26104.00

Finishes

10
21



Description

Wireless control device for 48V track (see p.86-87)/
Dispositivo di controllo wireless per binario 48V (vedi p.86-87)
Control up to 64 drivers individually/
Controllo fino a 64 driver individualmente

Code

0.26105.00

Finishes










10
21

Accessories

Ø 22 mm | Accessories





Optics accessories/ Accessori ottiche

Yori Evo Ghostrack | Yori Evo 48V | Yori Pendant Ghostrack | Yori Pendant 48V


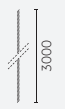
Description	Code	Finishes	Description	Code
 Colored glass filter 1 mm/ Filtro in vetro colorato 1 mm Holder included	0.26700.00	4A Red 5A Green 6A Blue 7A Pink 8A Yellow 9A Orange	 Selective filter 3000K - 3500K / Filtro selettivo 3000K - 3500K Holder included	0.26705.00
 Selective filter 3000K - 2700K / Filtro selettivo 3000K - 2700K Holder included	0.26701.00		 Elliptical beam lens / Lente per fascio ellittico Holder included	0.26707.00
 Selective filter 2700K - 2500K / Filtro selettivo 2700K - 2500K Holder included	0.26702.00		 Opal lens / Lente opale Holder included	0.26708.00
 Selective filter 2700K - 2200K / Filtro selettivo 2700K - 2200K Holder included	0.26703.00		 Spread lens / Lente diffondente Holder included	0.26709.00
 Selective filter 2700K - 2000K / Filtro selettivo 2700K - 2000K Holder included	0.26704.00			

Decorative accessories/ Accessori decorativi

Yori Evo Ghostrack | Yori Evo 48V | Yori Pendant Ghostrack | Yori Pendant 48V

Description	Code	Description	Code
  Cylinder, solid version (Ø 22 mm, h 22 mm) / Cilindro versione piena (Ø 22 mm, h 22 mm)	0.26040.00	  Cylinder, solid version (Ø 22 mm, h 80 mm) / Cilindro versione piena (Ø 22 mm, h 80 mm)	0.26041.00

Yori Pendant Ghostrack | Yori Pendant 48V











Description	Code
  Coloured cables / Cavi colorati	On request



Ø 35 mm | Accessories

Optics accessories/ Accessori ottiche


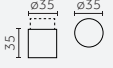

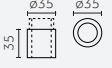

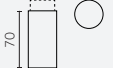


Yori Evo Ghostack | Yori Evo 48V | Yori Pendant Ghostack | Yori Pendant 48V

Description	Code	Finishes	Description	Code
 <p>Colored glass filter 1 mm/ Filtro in vetro colorato 1 mm</p> <p>Holder included</p>	0.26710.00	4A Red 5A Green 6A Blue 7A Pink 8A Yellow 9A Orange	 <p>Selective filter 3000K - 3500K / Filtro selettivo 3000K - 3500K</p> <p>Holder included</p>	0.26715.00
 <p>Selective filter 3000K - 2700K / Filtro selettivo 3000K - 2700K</p> <p>Holder included</p>	0.26711.00		 <p>Selective filter 3000K - 4000K / Filtro selettivo 3000K - 4000K</p> <p>Holder included</p>	0.26716.00
 <p>Selective filter 2700K - 2500K / Filtro selettivo 2700K - 2500K</p> <p>Holder included</p>	0.26712.00		 <p>Elliptical beam lens / Lente per fascio ellittico</p> <p>Holder included</p>	0.26717.00
 <p>Selective filter 2700K - 2200K / Filtro selettivo 2700K - 2200K</p> <p>Holder included</p>	0.26713.00		 <p>Opal lens / Lente opale</p> <p>Holder included</p>	0.26718.00
 <p>Selective filter 2700K - 2000K / Filtro selettivo 2700K - 2000K</p> <p>Holder included</p>	0.26714.00		 <p>Spread lens / Lente diffondente</p> <p>Holder included</p>	0.26719.00



188

Decorative accessories/ Accessori decorativi

Yori Evo Ghostack | Yori Evo 48V | Yori Pendant Ghostack | Yori Pendant 48V

 <p>  </p> <p>Cylinder, solid version (Ø 35 mm, h 35 mm) / Cilindro versione piena (Ø 35 mm, h 35 mm)</p>	0.26042.00	 <p>  </p> <p>Cylinder, hollow version (Ø 35 mm, h 35 mm) / Cilindro versione cava (Ø 35 mm, h 35 mm)</p>	0.26044.00
 <p>  </p> <p>Cylinder, solid version (Ø 35 mm, h 70 mm) / Cilindro versione piena (Ø 35 mm, h 70 mm)</p>	0.26043.00	 <p>  </p> <p>Cylinder, hollow version (Ø 35 mm, h 70 mm) / Cilindro versione cava (Ø 35 mm, h 70 mm)</p>	0.26045.00

Yori Pendant Ghostack | Yori Pendant 48V

 <p>  </p> <p>Coloured cables / Cavicolorati</p>	On request
--	-------------------

Ø 43 mm | Precision | Accessories

Optics accessories/ Accessori ottiche
















Yori Evo Ghostrack | Yori Evo Box | Yori Evo 48V

Image	Description	Code	Finishes		Image	Description	Code	Finishes	
			4A Red	5A Green				6A Blue	7A Pink
	Colored glass filter 1 mm/ Filtro in vetro colorato 1 mm Holder included	<u>0.26400.00</u>	4A Red	5A Green		Dense texture honeycomb louvre/ Griglia alveolare a maglia fitta Holder included	<u>0.26440.0000</u>		
	Colored gels slides (2 pieces)/ Vetrini per gel colorato (2 pezzi)/ Holder included	<u>0.26408.0000</u>	6A Blue	7A Pink		Wide texture honeycomb louvre/ Griglia alveolare a maglia larga Holder included	<u>0.26448.0000</u>		
	Selective filter 3000K - 2700K/ Filtro selettivo 3000K - 2700K Holder included	<u>0.26557.0000</u>	8A Yellow	9A Orange		Elliptical beam lens / Lente per fascio ellittico Holder included	<u>0.26456.0000</u>		
	Selective filter 2700K - 2500K / Filtro selettivo 2700K - 2500K Holder included	<u>0.26416.0000</u>				Opal lens/ Lente opale Holder included	<u>0.26460.0000</u>		
	Selective filter 2700K - 2200K/ Filtro selettivo 2700K - 2200K Holder included	<u>0.26424.0000</u>				Spread lens/ Lente diffondente Holder included	<u>0.26468.0000</u>		
	Selective filter 2700K - 2000K / Filtro selettivo 2700K - 2000K Holder included	<u>0.26432.0000</u>				Cross blade louvre/ Griglia a croce	<u>0.26476.0000</u>		
	Selective filter 3000K - 3500K / Filtro selettivo 3000K - 3500K Holder included	<u>0.26565.0000</u>				Barn doors/ Alette rompiflusso	<u>0.26484.0000</u>		
	Selective filter 3000K - 4000K / Filtro selettivo 3000K - 4000K Holder included	<u>0.26573.0000</u>				Cone 45° wall washer/ Cono 45° wall washer	<u>0.26488.00</u>	12	31
						Short snoot/ Cilindro corto	<u>0.26556.00</u>	12	31

Ø 43 mm | Performance | Accessories

Optics accessories/ Accessori ottiche







Yori Evo Ghostrack | Yori Evo Box | Yori Evo 48V

Image	Description	Code	Finishes	Image	Description	Code	
	Colored glass filter 1 mm/ Filtro in vetro colorato 1 mm Holder included	0.26401.00	4A Red 5A Green 6A Blue 7A Pink 8A Yellow 9A Orange		Selective filter 3000K - 4000K / Filtro selettivo 3000K - 4000K Holder included	0.26574.0000	
	Colored gel slides (2 pieces)/ Vetrini per gel colorato (2 pezzi)/ Holder included	0.26409.0000			Dense texture honeycomb louvre/ Griglia alveolare a maglia fitta Holder included	0.26441.0000	
	Selective filter 3000K - 2700K / Filtro selettivo 3000K - 2700K Holder included	0.26558.0000			Wide texture honeycomb louvre/ Griglia alveolare a maglia larga Holder included	0.26449.0000	
	Selective filter 2700K - 2500K / Filtro selettivo 2700K - 2500K Holder included	0.26417.0000			Elliptical beam lens / Lente per fascio ellittico Holder included	0.26492.0000	
	Selective filter 2700K - 2200K / Filtro selettivo 2700K - 2200K Holder included	0.26425.0000			Opal lens/ Lente opale Holder included	0.26461.0000	
	Selective filter 2700K - 2000K / Filtro selettivo 2700K - 2000K Holder included	0.26433.0000			Spread lens/ Lente diffondente Holder included	0.26469.0000	
	Selective filter 3000K - 3500K / Filtro selettivo 3000K - 3500K Holder included	0.26566.0000			Cross blade louvre/ Griglia a croce Holder included	0.26480.0000	
					Cone 45° wall washer/ Cono 45° wall washer	0.26496.00	Finishes 12 31

Ø 60 mm | Precision | Accessories

Interchangeable IOS optics/
Ottiche intercambiabili IOS

Yori Evo Ghostrack | Yori Evo Box | Yori Pendant Ghostrack | Yori Evo 48V | Yori Pendant 48V

















		Description Precision - Narrow beam/ Precision - Fascio stretto (12°- 9W, 12W, 17W)	Code <u>0.35125.0000</u>			Description Precision - Medium beam/ Precision - Fascio medio (20°- 9W, 12W, 17W)	Code <u>0.35126.0000</u>
		Description Precision - Wide beam/ Precision - Fascio largo (32°- 9W, 12W, 17W)	Code <u>0.35127.0000</u>				

Not for codes/Non per codici: 1X.GH63B.DT / RH82A / GH83B.DT / MM73B.DT / MM72B.DT
KN62 / YN62 / XN62

Not for codes/Non per codici: 1X.GH63B.DT / RH82A / GH83B.DT / MM73B.DT / MM72B.DT
KN62 / YN62 / XN62

Optics accessories/
Accessori ottiche

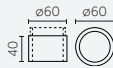
Yori Evo Ghostrack | Yori Evo Box | Yori Pendant Ghostrack | Yori Evo 48V | Yori Pendant 48V

	Description Colored glass filter 1 mm/ Filtro in vetro colorato 1 mm Holder included	Code <u>0.26402.00</u>	Finishes 4A Red 5A Green 6A Blue 7A Pink 8A Yellow 9A Orange		Description Dense texture honeycomb louvre/ Griglia alveolare a maglia fitta Holder included	Code <u>0.26442.0000</u>	
	Description Colored gels slides (2 pieces)/ Vetrini per gel colorato (2 pezzi) Holder included	Code <u>0.26410.0000</u>			Description Wide texture honeycomb louvre/ Griglia alveolare a maglia larga Holder included	Code <u>0.26450.0000</u>	
	Description Selective filter 3000K - 2700K/ Filtro selettivo 3000K - 2700K Holder included	Code <u>0.26559.0000</u>			Description Elliptical beam lens / Lente per fascio ellittico Holder included	Code <u>0.26457.0000</u>	
	Description Selective filter 2700K - 2500K / Filtro selettivo 2700K - 2500K Holder included	Code <u>0.26418.0000</u>			Description Opal lens/ Lente opale Holder included	Code <u>0.26462.0000</u>	
	Description Selective filter 2700K - 2200K/ Filtro selettivo 2700K - 2200K Holder included	Code <u>0.26426.0000</u>			Description Spread lens/ Lente diffondente Holder included	Code <u>0.26470.0000</u>	
	Description Selective filter 2700K - 2000K/ Filtro selettivo 2700K - 2000K Holder included	Code <u>0.26434.0000</u>			Description Cross blade louvre/ Griglia a croce	Code <u>0.26477.0000</u>	
	Description Selective filter 3000K - 3500K / Filtro selettivo 3000K - 3500K Holder included	Code <u>0.26567.0000</u>			Description Barn doors/ Alette rompiflusso	Code <u>0.26485.0000</u>	
	Description Selective filter 3000K - 4000K / Filtro selettivo 3000K - 4000K Holder included	Code <u>0.26575.0000</u>			Description Cone 45° wall washer/ Cono 45° wall washer Not for codes/Non per codici: Yori Pendant Ghostrack Yori Pendant 48V	Code <u>0.26489.00</u>	Finishes 12 31

Accessories

Decorative accessories/ Accessori decorativi

Yori Evo Ghostrack | Yori Evo Box | Yori Pendant Ghostrack | Yori Evo 48V | Yori Pendant 48V



Description
Cylinder, hollow version
(\varnothing 60 mm, h 40 mm)/
Cilindro versione cava
(\varnothing 60 mm, h 40 mm)

Code
0.26046.00

Yori Pendant Ghostrack | Yori Pendant 48V

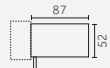


Description
Coloured cables/
Cavi colorati

Code
On request

Framing accessory/ Sagomatore

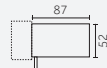

Yori Evo Ghostrack | Yori Evo Box



Description
Framing accessory,
light shape - square/
Sagomatore,
forma di luce - quadrata

Code
0.26651.0021

To be used without optics (Precision / Performance)/
Da utilizzare senza ottica (Precision / Performance)



Description
Framing accessory,
light shape - round/
Sagomatore,
forma di luce - tonda





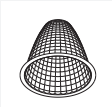

Code
0.26650.0021

To be used without optics (Precision / Performance)/
Da utilizzare senza ottica (Precision / Performance)

Ø 60 mm | Performance | Accessories
















Interchangeable IOS optics/
Ottiche intercambiabili IOS

Yori Evo Ghostrack | Yori Evo Box | Yori Evo 48V

		Description Performance - Narrow beam/ Performance - Fascio stretto (13°-9W, 12W, 17W)	Code 0.35145.0000			Description Performance - Wide beam/ Performance - Fascio largo (39°-9W, 12W, 17W)	Code 0.35147.0000
		Description Performance - Medium beam/ Performance - Fascio medio (24°-9W, 12W, 17W)	Code 0.35146.0000				



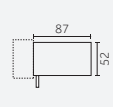
Optics accessories/
Accessori ottiche

Yori Evo Ghostrack | Yori Evo Box | Yori Evo 48V

	Description Colored glass filter 1 mm/ Filtro in vetro colorato 1 mm Holder included	Code 0.26403.00	Finishes 4A Red 5A Green 6A Blue 7A Pink 8A Yellow 9A Orange		Description Selective filter 3000K - 4000K / Filtro selettivo 3000K - 4000K Holder included	Code 0.26576.0000	
	Description Dense texture honeycomb louvre/ Griglia alveolare a maglia fitta Holder included	Code 0.26443.0000			Description Wide texture honeycomb louvre/ Griglia alveolare a maglia larga Holder included	Code 0.26451.0000	
	Description Colored gel slides (2 pieces)/ Vetrini per gel colorato (2 pezzi)/ Holder included	Code 0.26411.0000			Description Elliptical beam lens / Lente per fascio ellittico Holder included	Code 0.26493.0000	
	Description Selective filter 3000K - 2700K / Filtro selettivo 3000K - 2700K Holder included	Code 0.26560.0000			Description Opal lens/ Lente opale Holder included	Code 0.26463.0000	
	Description Selective filter 2700K - 2500K / Filtro selettivo 2700K - 2500K Holder included	Code 0.26419.0000			Description Spread lens/ Lente diffondente Holder included	Code 0.26471.0000	
	Description Selective filter 2700K - 2200K / Filtro selettivo 2700K - 2200K Holder included	Code 0.26427.0000			Description Cross blade louvre/ Griglia a croce Holder included	Code 0.26481.0000	
	Description Selective filter 2700K - 2000K / Filtro selettivo 2700K - 2000K Holder included	Code 0.26435.0000			Description Cone 45° wall washer/ Cono 45° wall washer	Code 0.26497.00	Finishes 12 31
	Description Selective filter 3000K - 3500K / Filtro selettivo 3000K - 3500K Holder included	Code 0.26568.0000					

Framing accessory/
Sagomatore

Yori Evo Ghostrack | Yori Evo Box

		Description Framing accessory, light shape - square/ Sagomatore, forma di luce - quadrata	Code 0.26651.0021			Description Framing accessory, light shape - round/ Sagomatore, forma di luce - tonda	Code 0.26650.0021
---	---	--	------------------------------------	---	--	--	------------------------------------


To be used without optics (Precision / Performance)/
Da utilizzare senza ottica (Precision / Performance)

To be used without optics (Precision / Performance)/
Da utilizzare senza ottica (Precision / Performance)

Ø 75 mm | Precision | Accessories

Interchangeable IOS optics/ Ottiche intercambiabili IOS

Yori Evo Ghostack | Yori Evo Box

	Description Precision - Narrow beam/ Precision - Fascio stretto (12°-12W, 17W, 24W, 28W)	Code <u>0.35130.0000</u>
---	--	------------------------------------


Not for codes/Non per codici: 1X.NH64A / 2X.NH64A / 1X.LH66B.DT / NH84A / LH86B.DT


	Description Precision - Medium beam/ Precision - Fascio medio (23°-12W, 17W, 24W, 28W)	Code <u>0.35131.0000</u>
---	--	------------------------------------


Not for codes/Non per codici: 1X.NH64A / 2X.NH64A / 1X.LH66B.DT / NH84A / LH86B.DT


Optics accessories/ Accessori ottiche


Yori Evo Ghostack | Yori Evo Box


	Description Colored glass filter 1 mm/ Filtro in vetro colorato 1 mm Holder included	Code <u>0.26404.00</u>	Finishes 4A Red 5A Green 6A Blue 7A Pink 8A Yellow 9A Orange
---	--	----------------------------------	---


	Description Dense texture honeycomb louvre/ Griglia alveolare a maglia fitta Holder included	Code <u>0.26444.0000</u>
---	--	------------------------------------


	Description Wide texture honeycomb louvre/ Griglia alveolare a maglia larga Holder included	Code <u>0.26452.0000</u>
---	---	------------------------------------


	Description Colored gel slides (2 pieces)/ Vetriini per gel colorato (2 pezzi) Holder included	Code <u>0.26412.0000</u>
---	--	------------------------------------


	Description Elliptical beam lens/ Lente per fascio ellittico Holder included	Code <u>0.26458.0000</u>
---	--	------------------------------------


	Description Selective filter 3000K - 2700K/ Filtro selettivo 3000K - 2700K Holder included	Code <u>0.26561.0000</u>
---	--	------------------------------------


	Description Opal lens/ Lente opale Holder included	Code <u>0.26464.0000</u>
---	--	------------------------------------


	Description Selective filter 2700K - 2500K/ Filtro selettivo 2700K - 2500K Holder included	Code <u>0.26420.0000</u>
---	--	------------------------------------


	Description Spread lens/ Lente diffondente Holder included	Code <u>0.26472.0000</u>
---	--	------------------------------------

	Description Selective filter 2700K - 2200K/ Filtro selettivo 2700K - 2200K Holder included	Code <u>0.26428.0000</u>
---	--	------------------------------------


	Description Cross blade louvre/ Griglia a croce	Code <u>0.26478.0000</u>
---	--	------------------------------------

	Description Selective filter 2700K - 2000K/ Filtro selettivo 2700K - 2000K Holder included	Code <u>0.26436.0000</u>
---	--	------------------------------------

	Description Barn doors/ Alette rompiflusso	Code <u>0.26486.0000</u>
---	---	------------------------------------

	Description Selective filter 3000K - 3500K/ Filtro selettivo 3000K - 3500K Holder included	Code <u>0.26569.0000</u>
---	--	------------------------------------





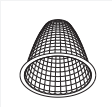

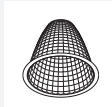

	Description Cone 45° wall washer/ Cono 45° wall washer	Code <u>0.26490.00</u>	Finishes 12 31
---	---	----------------------------------	-----------------------------

	Description Selective filter 3000K - 4000K/ Filtro selettivo 3000K - 4000K Holder included	Code <u>0.26577.0000</u>
---	--	------------------------------------

Ø 75 mm | Performance | Accessories

















Interchangeable IOS optics/
Ottiche intercambiabili IOS

Yori Evo Ghostrack | Yori Evo Box

		Description Performance - Narrow beam/ Performance - Fascio stretto (12°-12W, 17W, 24W, 28W)	Code 0.35150.0000			Description Performance - Medium-wide beam/ Performance - Fascio medio largo (37°-12W, 17W, 24W, 28W)	Code 0.35153.0000
		Description Performance - Medium beam/ Performance - Fascio medio (23°-12W, 17W, 24W, 28W)	Code 0.35151.0000			Description Performance - Wide beam/ Performance - Fascio largo (48°-12W, 17W, 24W, 28W)	Code 0.35152.0000

Optics accessories/
Accessori ottiche





Yori Evo Ghostrack | Yori Evo Box





	Description Colored glass filter 1 mm/ Filtro in vetro colorato 1 mm Holder included	Code 0.26405.00	Finishes 4A Red 5A Green 6A Blue 7A Pink 8A Yellow 9A Orange		Description Selective filter 3000K - 4000K / Filtro selettivo 3000K - 4000K Holder included	Code 0.26578.0000
	Description Colored gel slides (2 pieces)/ Vetrini per gel colorato (2 pezzi)/ Holder included	Code 0.26413.0000			Description Dense texture honeycomb louvre/ Griglia alveolare a maglia fitta Holder included	Code 0.26445.0000
	Description Selective filter 3000K - 2700K / Filtro selettivo 3000K - 2700K Holder included	Code 0.26562.0000			Description Wide texture honeycomb louvre/ Griglia alveolare a maglia larga Holder included	Code 0.26453.0000
	Description Selective filter 2700K - 2500K / Filtro selettivo 2700K - 2500K Holder included	Code 0.26421.0000			Description Elliptical beam lens / Lente per fascio ellittico Holder included	Code 0.26494.0000
	Description Selective filter 2700K - 2200K / Filtro selettivo 2700K - 2200K Holder included	Code 0.26429.0000			Description Opal lens/ Lente opale Holder included	Code 0.26465.0000
	Description Selective filter 2700K - 2000K / Filtro selettivo 2700K - 2000K Holder included	Code 0.26437.0000			Description Spread lens/ Lente diffondente Holder included	Code 0.26473.0000
	Description Selective filter 3000K - 3500K / Filtro selettivo 3000K - 3500K Holder included	Code 0.26570.0000			Description Cross blade louvre/ Griglia a croce Holder included	Code 0.26482.0000
	Description Cone 45° wall washer/ Cono 45° wall washer Holder included	Code 0.26498.00	Finishes 12 31		Description Cone 45° wall washer/ Cono 45° wall washer Holder included	Code 0.26498.00

Ø 95 mm | Precision | Accessories

Interchangeable IOS optics/ Ottiche intercambiabili IOS

Yori Evo Ghostrack | Yori Evo Box | Yori Pendant Ghostrack

		Description Precision - Narrow beam / Precision - Fascio stretto (12°-12W, 17W, 24W, 33W)	Code <u>0.35135.0000</u>
		Description Precision - Wide beam / Precision - Fascio largo (38°-12W, 17W, 24W, 33W)	Code <u>0.35037.0000</u>









		Description Precision - Medium beam / Precision - Fascio medio (23°-12W, 17W, 24W, 33W)	Code <u>0.35136.0000</u>
		Description Precision - Very wide beam / Precision - Fascio molto largo (53°-12W, 17W, 24W, 33W)	Code <u>0.35038.0000</u>

Not for codes/Non per codici: 1X.PH64A / 2X.PH64A / 1X.MH68B.DT / PH84A / MH88B.DT

Not for codes/Non per codici: 1X.PH64A / 2X.PH64A / 1X.MH68B.DT / PH84A / MH88B.DT

Optics accessories/ Accessori ottiche


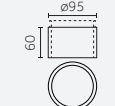
Yori Evo Ghostrack | Yori Evo Box | Yori Pendant Ghostrack

	Description Colored glass filter 1 mm / Filtro in vetro colorato 1 mm Holder included	Code <u>0.26406.00</u>	Finishes 4A Red 5A Green 6A Blue 7A Pink 8A Yellow 9A Orange
	Description Colored gel slides (2 pieces) / Vetrini per gel colorato (2 pezzi) / Holder included	Code <u>0.26414.0000</u>	
	Description Selective filter 3000K - 2700K / Filtro selettivo 3000K - 2700K Holder included	Code <u>0.26563.0000</u>	
	Description Selective filter 2700K - 2500K / Filtro selettivo 2700K - 2500K Holder included	Code <u>0.26422.0000</u>	
	Description Selective filter 2700K - 2200K / Filtro selettivo 2700K - 2200K Holder included	Code <u>0.26430.0000</u>	
	Description Selective filter 2700K - 2000K / Filtro selettivo 2700K - 2000K Holder included	Code <u>0.26438.0000</u>	
	Description Selective filter 3000K - 3500K / Filtro selettivo 3000K - 3500K Holder included	Code <u>0.26571.0000</u>	
	Description Selective filter 3000K - 4000K / Filtro selettivo 3000K - 4000K Holder included	Code <u>0.26579.0000</u>	


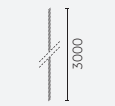
	Description Dense texture honeycomb louvre / Griglia alveolare a maglia fitta Holder included	Code <u>0.26446.0000</u>	
	Description Wide texture honeycomb louvre / Griglia alveolare a maglia larga Holder included	Code <u>0.26454.0000</u>	
	Description Elliptical beam lens / Lente per fascio ellittico Holder included	Code <u>0.26459.0000</u>	
	Description Opal lens / Lente opale Holder included	Code <u>0.26466.0000</u>	
	Description Spread lens / Lente diffondente Holder included	Code <u>0.26474.0000</u>	
	Description Cross blade louvre / Griglia a croce Holder included	Code <u>0.26479.0000</u>	
	Description Barn doors / Alette rompiflusso Holder included	Code <u>0.26487.0000</u>	
	Description Cone 45° wall washer / Cono 45° wall washer Not for codes/Non per codici: Yori Pendant Ghostrack	Code <u>0.26491.00</u>	Finishes 12 31

Decorative accessories/ Accessori decorativi

Yori Evo Ghostrack | Yori Evo Box | Yori Pendant Ghostrack

		Description Cylinder, hollow version (Ø 95 mm, h 60 mm) / Cilindro versione cava (Ø 95 mm, h 60 mm)	Code <u>0.26047.0000</u>
---	---	--	------------------------------------









Yori Pendant Ghostrack | Yori Pendant 48V

		Description Coloured cables / Cavi colorati	Code <u>Onrequest</u>
---	--	--	---------------------------------

Ø 95 mm | Performance | Accessories
















Interchangeable IOS optics/ Ottiche intercambiabili IOS

Yori Evo Ghostrack | Yori Evo Box

		Description Performance - Narrow beam/ Performance - Fascio stretto (10°-12W, 17W, 24W, 33W)	Code 0.35155.0000			Description Performance - Medium-wide beam/ Performance - Fascio Medio-largo (31°-12W, 17W, 24W, 33W)	Code 0.35157.0000
		Description Performance - Medium beam/ Performance - Fascio medio (20°-12W, 17W, 24W, 33W)	Code 0.35156.0000			Description Performance - Wide beam/ Performance - Fascio largo (40°-12W, 17W, 24W, 33W)	Code 0.35158.0000

Optics accessories/ Accessori ottiche















Yori Evo Ghostrack | Yori Evo Box

	Description Colored glass filter 1 mm/ Filtro in vetro colorato 1 mm Holder included	Code 0.26407.00	Finishes 4A Red 5A Green 6A Blue 7A Pink 8A Yellow 9A Orange		Description Selective filter 3000K - 4000K / Filtro selettivo 3000K - 4000K Holder included	Code 0.26580.0000	
	Description Colored gel slides (2 pieces)/ Vetrini per gel colorato (2 pezzi)/ Holder included	Code 0.26415.0000			Description Dense texture honeycomb louvre/ Griglia alveolare a maglia fitta Holder included	Code 0.26447.0000	
	Description Selective filter 3000K - 2700K / Filtro selettivo 3000K - 2700K Holder included	Code 0.26564.0000			Description Wide texture honeycomb louvre/ Griglia alveolare a maglia larga Holder included	Code 0.26455.0000	
	Description Selective filter 2700K - 2500K / Filtro selettivo 2700K - 2500K Holder included	Code 0.26423.0000			Description Elliptical beam lens / Lente per fascio ellittico Holder included	Code 0.26495.0000	
	Description Selective filter 2700K - 2200K / Filtro selettivo 2700K - 2200K Holder included	Code 0.26431.0000			Description Opal lens/ Lente opale Holder included	Code 0.26467.0000	
	Description Selective filter 2700K - 2000K / Filtro selettivo 2700K - 2000K Holder included	Code 0.26439.0000			Description Spread lens/ Lente diffondente Holder included	Code 0.26475.0000	
	Description Selective filter 3000K - 3500K / Filtro selettivo 3000K - 3500K Holder included	Code 0.26572.0000			Description Cross blade louvre/ Griglia a croce	Code 0.26483.0000	
					Description Cone 45° wall washer/ Cono 45° wall washer	Code 0.26499.00	Finishes 12 31

Spacers | Accessories



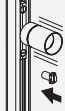
Mounting accessories/ Accessori montaggio

Yori Evo Ghostrack | Yori Pendant Ghostrack

	Description Standard spacer - 110mm/ Distanziale standard - 110mm	Code <u>0.26500.0000</u>		Description Customizable spacer - 600mm/ Distanziale personalizzabile - 600mm  p. 22-23	Code <u>0.26504.0000</u>
	Description Standard spacer - 220mm/ Distanziale standard - 220mm	Code <u>0.26501.0000</u>		Description Customizable spacer - 800mm/ Distanziale personalizzabile - 800mm  p. 22-23	Code <u>0.26505.0000</u>
	Description Customizable spacer - 300mm/ Distanziale personalizzabile - 300mm  p. 22-23	Code <u>0.26502.0000</u>		Description Customizable spacer - 1000mm/ Distanziale personalizzabile - 1000mm  p. 22-23	Code <u>0.26506.0000</u>
	Description Customizable spacer - 400mm/ Distanziale personalizzabile - 400mm  p. 22-23	Code <u>0.26503.0000</u>		Description Customizable spacer - 1200mm/ Distanziale personalizzabile - 1200mm  p. 22-23	Code <u>0.26507.0000</u>

Other accessories/ Altri accessori

Yori Evo Ghostrack

			Description Ghost lock - Accessory for vertical installation - max 3,5kg weight/ Ghost lock - Accessorio per installazione verticale - Peso max 3,5kg	Code <u>0.26508.0000</u>
--	---	--	--	------------------------------------

Credits and notes



©
2019
Reggiani S.p.A. Illuminazione
All rights reserved

Art direction
Reggiani Creative Team

Graphic design
Reggiani Creative Team

Print process
Partner Group

Print
Cattaneo Grafiche

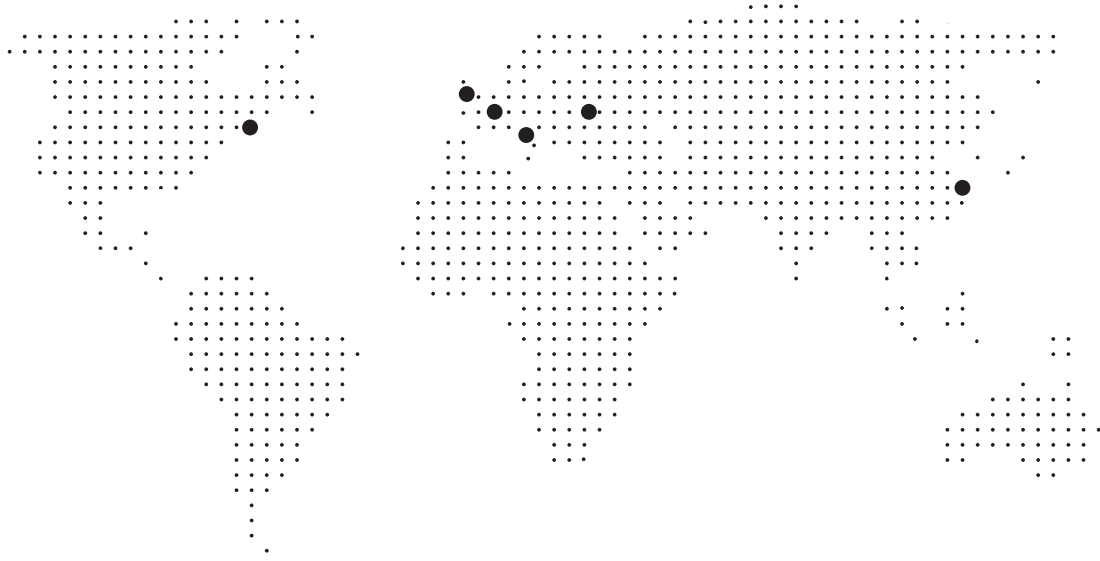
Photos
Jack Hobhouse (p.26,p.38)
Marco Reggi (p.39)
Ali Bekman (p.77)
David Sundberg / Esto Nico
Saieh (p.136)

^{EN} Reggiani S.p.A.
Illuminazione reserves the
right to make technical,
design and size changes at any
time, without prior notice.
Total or partial reproduction
of this document is
prohibited.
Luminaire sizes are given in
millimetres.
All technical and design
innovations are patented.

Watts and lumens refer to
the nominal values of the
LED source; for photometric
data and lumen output of the
luminaires, visit
www.reggiani.net

^{IT} Reggiani S.p.A.
Illuminazione si riserva
la facoltà di effettuare in
qualsiasi momento senza
preavviso, variazioni tecniche,
formali e dimensionali.
Sono vietate le riproduzioni
anche parziali del presente
documento. Le dimensioni
degli apparecchi sono
espresse in millimetri. Tutte le
innovazioni tecniche e formali
sono coperte da brevetto.

Watt e lumen fanno
riferimento ai valori nominali
della sorgente LED, per i dati
fotometrici e i lumen output
degli apparecchi visitare
www.reggiani.net



ITALY
Reggiani S.p.A. Illuminazione
Headquarters

Viale Monza 16 P.O. Box 99
20845 Sovico (MB), Italy
T. (+39) 039 20711
F. (+39) 039 2071999
contact@reggiani.net

USA
Reggiani Lighting USA, inc.

372 Starke Road
Carlstadt NJ 07072, USA
T. (+1) 201 372 1717
F. (+1) 201 372 1616
info@reggianiusa.com
www.reggianiusa.com

FRANCE
Sales office

35 Bd. Richard Lenoir, Bastille
75011 Paris, France
T. (+33) 01 43382704
F. (+33) 01 43382720
france@reggiani.net

UNITED KINGDOM
Reggiani Ltd

12 Chester Road
Borehamwood
Herts, WD6 1LT - UK
T. (+44) 0208 236 3000
F. (+44) 0208 236 3099
reggiani@reggiani.co.uk

CHINA
Reggiani Ningbo ITG Lighting co. Ltd

Shenjia Village - Qiulai Town - Yinzhou
315010 Ningbo, China
T. (+86) 574 88418655 - 88412627
F. (+86) 574 88364186
info@itglight.com

RUSSIA
Sales office

Kalanchevskaya Street, 16,
Building 1, Room 4A, 129090 Moscow
T. (+7) 495 2690113 - 846 3320266
F. (+7) 495 2690112
russia@reggiani.net

Worldwide distributors

For the worldwide distributors list visit
www.reggiani.net



www.reggiani.net

[#theilluminationcollective](https://twitter.com/theilluminationcollective)

Reggiani