OUTDOOR

Pareti mobili | Sliding walls | Schiebewände

METALGLAS BONOMI ITALY

08/2017

METALGLAS
BONOMI

SCORREVOLI A PARCHEGGIO

- Con baia di parcheggio e senza guida a terra.
- Sliding stacking system with parking bay and without bottom guide channel
- Ganzglas-Schiebewandsysteme mit Parkraum und ohne Bodenführung.

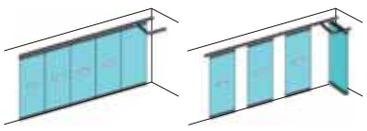

PA-200
PARK LINE 1
►C.6

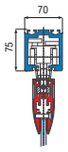

PA-300
PARK LINE 2
►C.10

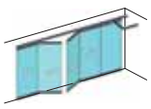

PA-400
do-it-yourself
►C.14

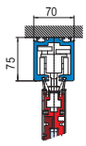

PA-500
do-it-yourself
►C.18

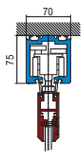

SCORREVOLI A LIBRO

- Con guida a terra.
- Sliding folding system with bottom guide channel
- Falt-Schiebewandsysteme mit Bodenführung.

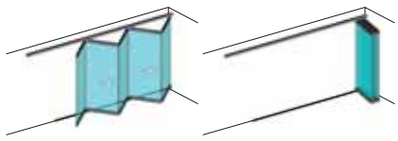

PA-250
LIBRO FOLDING
►C.28

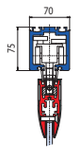

PA-450
LIBRO FOLDING
do-it-yourself
►C.32

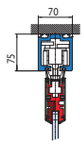

PA-550
LIBRO FOLDING
do-it-yourself
►C.36

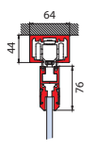

L-1000
LIBRO FOLDING
►C.40

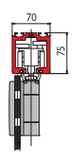

L-1500
LIBRO FOLDING
►C.42

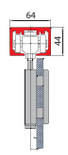

SCORREVOLI A SOFFIETTO

- Senza guida a terra.
- Central folding sliding system without floor rail
- Falt-Schiebewandsysteme mit mittiger Faltung ohne Bodenführung.

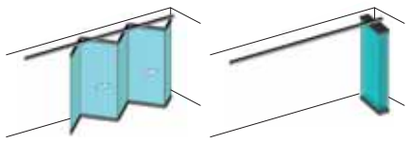

PA-260
CENTRAL FOLDING
►C.48

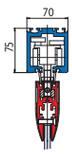

PA-460
CENTRAL FOLDING
do-it-yourself
►C.52

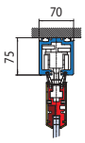

PA-560
CENTRAL FOLDING
do-it-yourself
►C.56

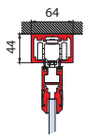

L-2500
CENTRAL FOLDING
►C.60

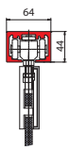

SISTEMI BALCONGLAS

- Pareti mobili, senza baia di parcheggio
- Balconglas sliding stacking systems without parking bay
- Schiebewandsysteme Balconglas ohne Parkraum

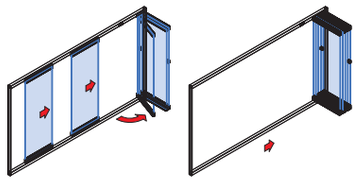

LOGGIAGLAS

- Sistema scorrevole telescopico studiato per balconi, logge e verande.
- Telescopic sliding system for balcony, Loggia and terrace.
- Teleskop Schiebetürsystem für Balkon und Loggiaverglasungen.

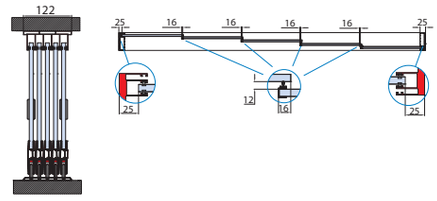

FALCINO

50 Kg

NEW

FALCINO
SISTEMA CON CANALINA
SYSTEMS WITH BOTTOM GUIDE
SYSTEM MIT BODENFÜHRUNG

►C.64

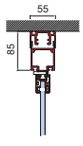

FALCINO PARK
SISTEMA SENZA CANALINA
SYSTEMS WITHOUT BOTTOM GUIDE
SYSTEM OHNE BODENFÜHRUNG

►C.66

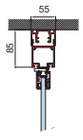

BALCONGLAS FALCE

70 Kg

NEW

BGF FALCE
SISTEMA CON CANALINA
SYSTEMS WITH BOTTOM GUIDE
SYSTEM MIT BODENFÜHRUNG

►C.72

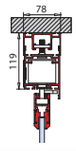

BGF PARK FALCE
SISTEMA SENZA CANALINA
SYSTEMS WITHOUT BOTTOM GUIDE
SYSTEM OHNE BODENFÜHRUNG

►C.74

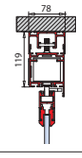

BG-150
FALCE VETROCAMERA
SISTEMA CON CANALINA
SYSTEMS WITH BOTTOM GUIDE
SYSTEM MIT BODENFÜHRUNG

►C.68

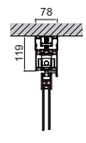

BG-150 PARK FALCE
VETROCAMERA
SISTEMA SENZA CANALINA
SYSTEMS WITHOUT BOTTOM GUIDE
SYSTEM OHNE BODENFÜHRUNG

►C.70

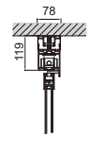

LG-100

►C.78

LG-200

►C.80

NEW



SCORREVOLI A PARCHEGGIO
SLIDING STACKING SYSTEMS
GANZGLAS-SCHIEBEWANDSYSTEME

PA-200
PARK LINE 1

- Sistema scorrevole a parcheggio fornito con profili fermavetro su misura richiesta dal cliente, senza necessità di fori nel vetro.
- Sliding stacking system with glass fixing profiles made to measure upon client's request, no need to make holes in the glass.
- Schiebesystem mit Parkraum, kundenspezifische Glasleistenprofile ohne Glasbohrungen.

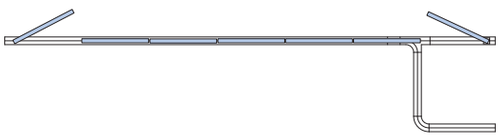

► C.6

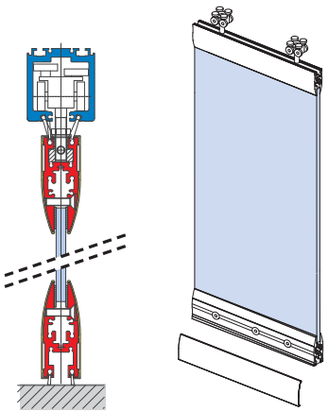

PA-300
PARK LINE 2

- Sistema scorrevole a parcheggio con profili fermavetro su misura richiesta dal cliente, senza fori nel vetro e con possibilità di porta centrale a battente e parcheggiabile.
- Sliding stacking system with glass fixing profiles made to measure upon client's request, no need to make holes in the glass and with the possibility of hinged and parkable central panel.
- Schiebesystem mit Parkraum, mit kundenspezifischen Glasleistenprofile mit zentraler Drehtür und Parkmöglichkeit.

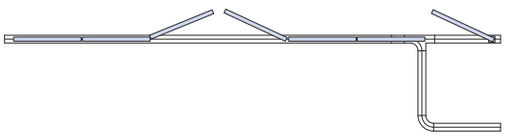

► C.10

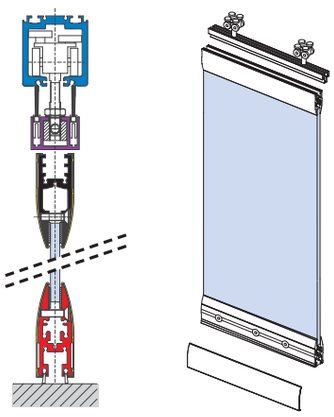

PA-400
PARK do-it-yourself

- Sistema scorrevole modulare a parcheggio con morsetti fermavetro (mm 250) e veletta continua (mm 1200) da tagliare secondo necessità (a carico del cliente).
- Modular sliding stacking system with glass fixing clamps (mm 250) and continuous covers (mm 1200) to be cut on the basis of client's requirements.
- Modulares Schiebesystem mit Parkraum, Glashalteklemmen (250 mm) mit kontinuierlicher Verkleidung (mm 1200) kundenspezifisch ablängbar.

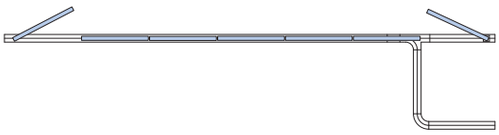

▶ C.14

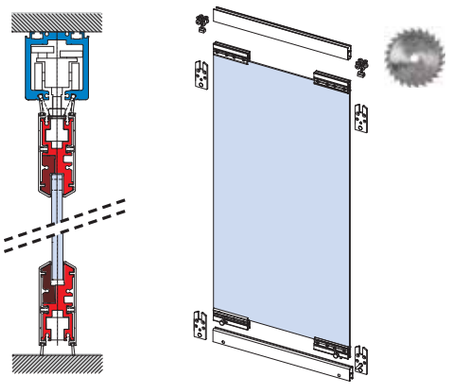

PA-500
PARK do-it-yourself

- Sistema scorrevole a parcheggio con profili fermavetro continui a misura standard (mm 1200 da tagliare secondo necessità (a carico del cliente), completi di catenaccioli ferma-anta a posizionamento esterno regolabile.
- Modular sliding stacking system with continuous glass fixing profiles of a standard size (mm 1200) to be cut on the basis of client's requirements comes equipped with an adjustable door holding latch positioned externally.
- Schiebesystem mit Parkraum, durchgehenden Laufschienen-Profilen in Standardgröße (1200 mm), ablängbar, komplett mit äußeren einstellbaren Riegeln zur Flügelbefestigung.

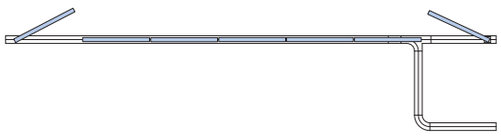

▶ C.18

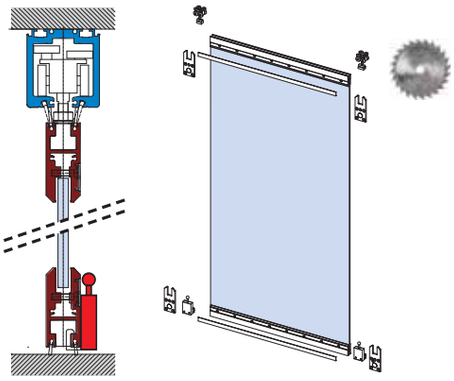

PA-200
PARK LINE 1

- Sistema scorrevole a parcheggio fornito con profili fermavetro su misura richiesta dal cliente, senza necessità di fori nel vetro.
- Sliding stacking system with glass fixing profiles made to measure upon client's request, no need to make holes in the glass.
- Schiebesystem mit Parkraum, kundenspezifische Glasleistenprofile ohne Glasbohrungen.

PRICE LIST 01/15/B
▶ 131

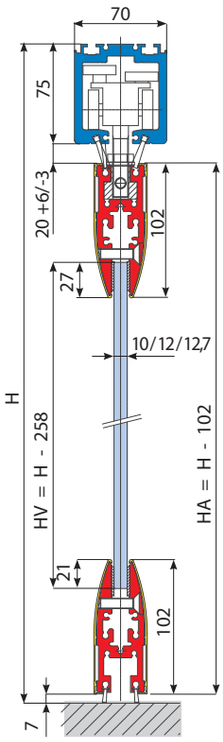

HV = H - 258

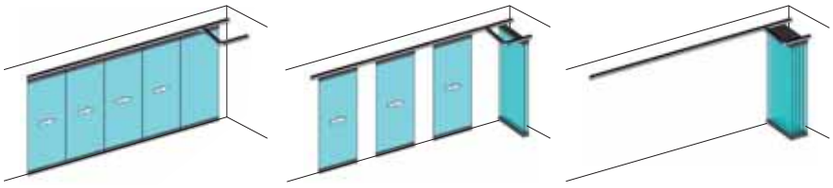

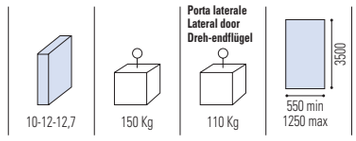



NB: C<L Porta laterale
Lateral door
Dreh - endflügel

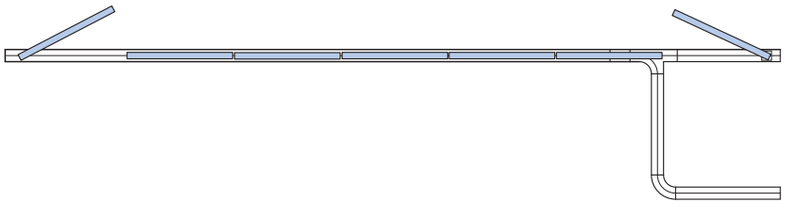

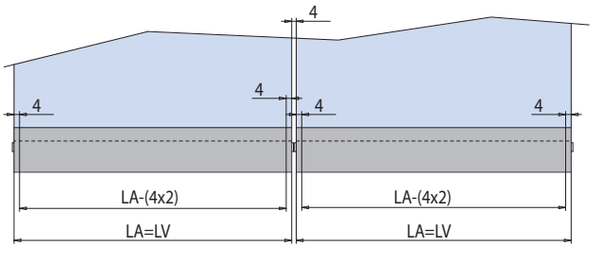

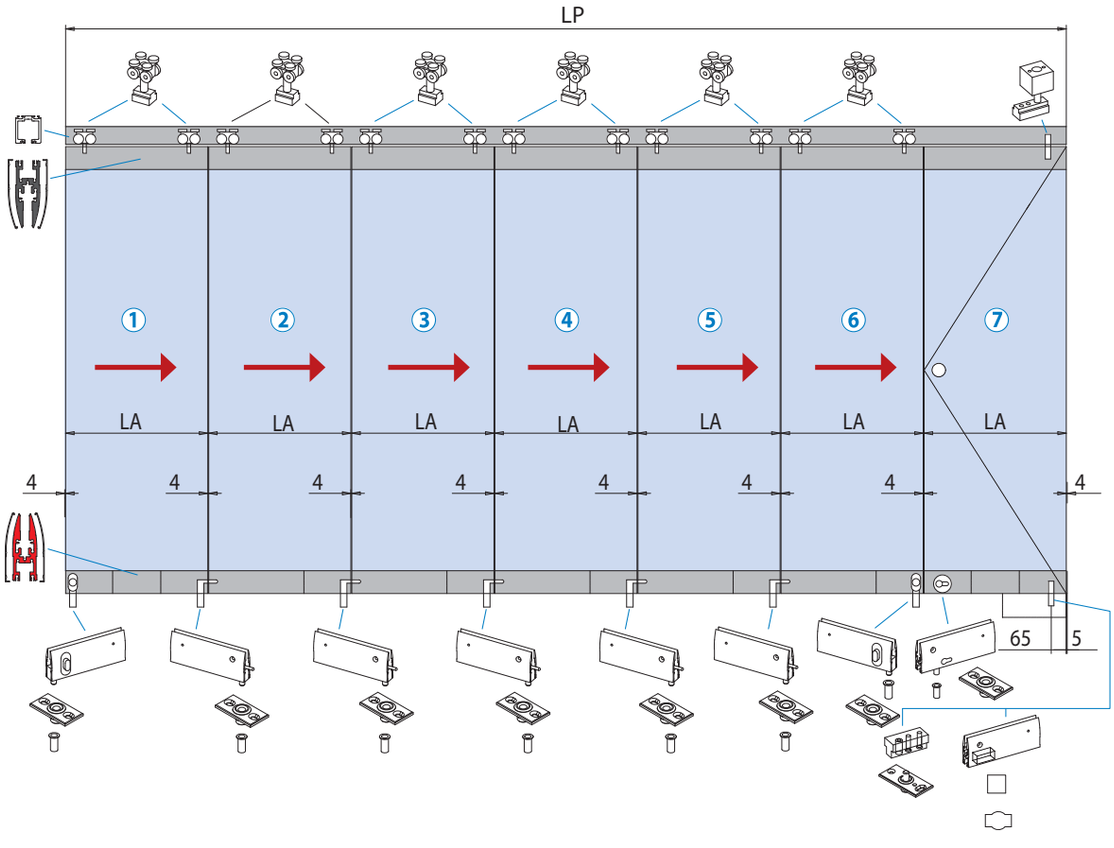

- **Calcolo vetro**
- **Calculation glass**
- **Glasberechnung**

At = 4 x (N + 1)
X = LP - At
X = N x LA
LA = LV = X / N

1
- Prima anta
- First panel
- Erster Schiebeflügel

2 3 4 5
- Anta intermedia
- Intermediate panel
- Zwischen-Schiebeflügel

6
- Ultima anta
- Last panel
- End-Schiebeflügel

7
- Porta laterale
- Lateral pivot door
- Dreh-Schiebeflügel

xme295 / xla171BIS-1

AN	At	N	LP	LA = LV	H	HV	HA
Alluminio anodizzato	Arie totali	Numero ante	Passaggio luce	Larghezza ante = Larghezza vetro	Altezza passaggio luce	Altezza vetro	Altezza anta
Aluminium anodized	Total clearances	Numbers panels	Clear opening width	Panel width = Glass width	Clear opening height	Glass height	Door height
Aluminium Silberfarbig	Summe alle Abstände Glas/Wand	Anzahl der Elemente	Lichte Durchgangsbreite	Flügelbreite = Glasbreite	Lichte durchgangshöhe	Glashöhe	Tür Höhe

PA-200

COMPONENTI | COMPONENTS | EINZELTEILE

PA-108

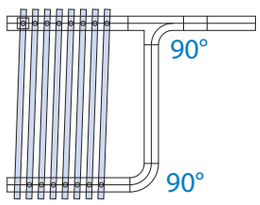

PA-109

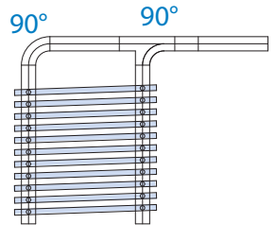

PA-100

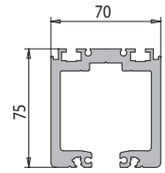

PA-113

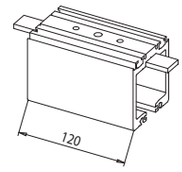

- Da ordinare a parte oltre alle ante
- To be ordered separately from the panels
- Neben den Flügeln extra zu bestellen

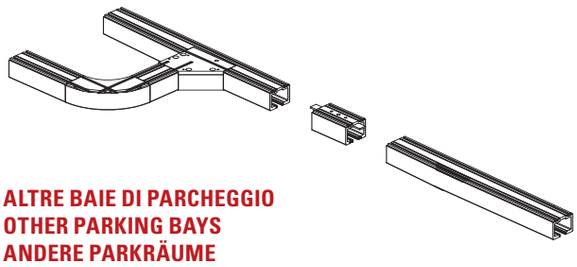

ALTRE BAIE DI PARCHEGGIO
OTHER PARKING BAYS
ANDERE PARKRÄUME
▶ C.23

PA-201

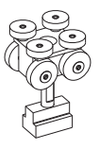

PA-205

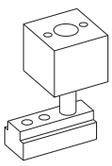

PA-206

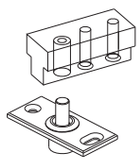

PA-215

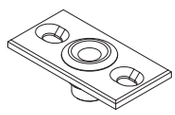

L-112-PA

PA-211

PA-212

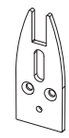

PA-202

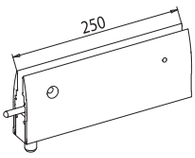

PA-203

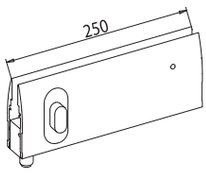

PA-204

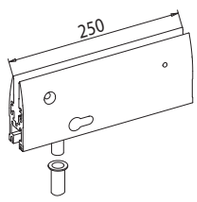

PA-207

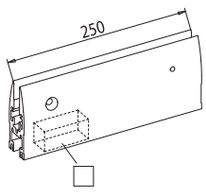

PA-208

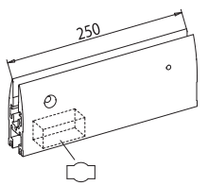

PA-209

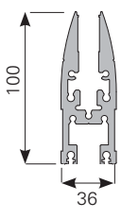

PA-210

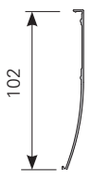

CERTIFICATO TEST | TEST CERTIFICATES | PRÜFBERICHT

METALGLAS BONOMI SRL

ANALISI TECNICA DEI SISTEMI PER ANTE IN VETRO :

CALCOLI STRUTTURALI PER RESISTENZA AL VENTO

Pareti scorrevoli a parcheggio: PARK LINE 1 - PA-200

Pareti scorrevoli a parcheggio: PARK LINE 2 - PA-300

DESCRIZIONE:

Pareti scorrevoli a parcheggio: PARK LINE 1 - PA-200

Struttura mista costituita:

- guida superiore in alluminio (fare riferimento alla relazione allegata per la verifica della resistenza al peso massimo dei vetri).
- carrelli di scorrimento in alluminio con ruote e perni in acciaio.
- Fascioni in alluminio per presa/sostegno vetri con relative velette e tappi (sempre in alluminio)
- Catenaccioli / serrature
- Sistemi per porte laterali fisse

PARK LINE 1 - PA-200

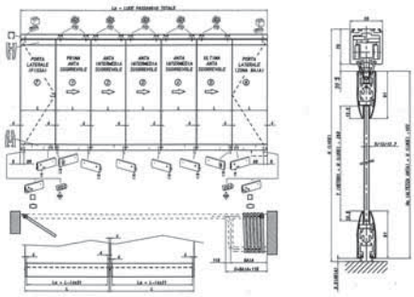

Pag.1

Pareti scorrevoli a parcheggio: PARK LINE 2 - PA-300

Struttura mista costituita:

Componenti analoghi a PA-200 descritto sopra con aggiunta di:

- Porte centrali scorrevoli con doppio fascione in alluminio per scorrimento/apertura porta

PARK LINE 2 - PA-300

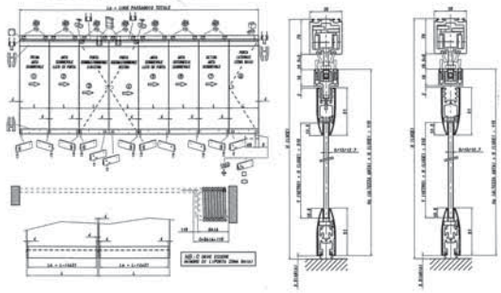

IPOTESI DI CARICO: pressione del vento sulle ante

Si considera come **dato di ingresso** una pressione sui serramenti in vetro/alluminio pari a

80 Kgf/m² = 800N/m²

Questo dato è stato fornito come specifica e deriva dalla velocità del vento secondo le formule:

p = qref x Ce x Cp x Cd qref = vref²/1.6

dove:

qref = pressione cinetica di riferimento (N/m²)

vref velocità del vento secondo le tabelle relative alla zona geografica e alla catagoria dell'edificio)

Ce = coefficiente di esposizione

Cp = coefficiente di forma (o aerodinamico)

Cd = coefficiente dinamico)

Pag.2

METALGLAS BONOMI SRL

Pareti scorrevoli a parcheggio: PARK LINE 1 - PA-200

Pareti scorrevoli a parcheggio: PARK LINE 2 - PA-300

VERIFICA DI RESISTENZA DELLA GUIDA DI SCORRIMENTO

DATI DEL MATERIALE

Materiale : Alluminio Estruso EN 6060

TABELLA 13
Lega di alluminio > Costanti

Strutturale	
Modulo di Young	71000 MPa
Coefficiente di Poisson	0,33
Densità	2,77e-006 kg/mm³
Espansione termica	2,3e-005 1/°C
Carico di snervamento a trazione	280, MPa
Carico di snervamento a compressione	280, MPa
Carico di rottura a trazione	310, MPa
Carico di rottura a compressione	0, MPa
Termico	
Calore specifico	875, J/kg °C
Elettromagnetica	
Permeabilità relativa	1,
Resistività	5,7e-005 Ohm·mm

FIGURA 5
Lega di alluminio > Conducibilità termica

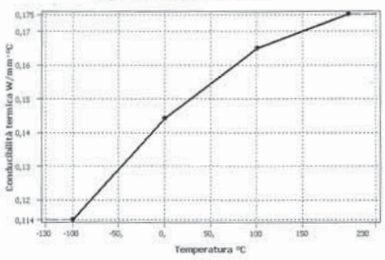

Pag.1

TABELLA 14
Lega di alluminio > Conducibilità termica > Conducibilità termica in funzione di Temperatura

Temperatura °C	Conducibilità termica W/mm °C
-100,	0,114
0,	0,144
100,	0,165
200,	0,175

FIGURA 6
Lega di alluminio > Sollecitazione alternata

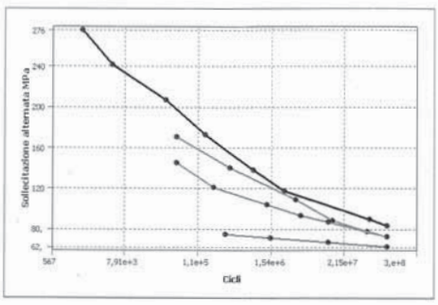

TABELLA 15
Lega di alluminio > Sollecitazione alternata > Attributi delle proprietà

Interpolazione	Semi-Log
Tipo curva media	Rapporto R

TABELLA 16
Lega di alluminio > Sollecitazione alternata > Sollecitazione alternata Dati curva

Valore medio
-1,
-0,5
0,
0,5

TABELLA 17
Lega di alluminio > Sollecitazione alternata > Sollecitazione alternata in funzione di Cicli

Cicli	Sollecitazione alternata MPa
1700,	275,8
5000,	241,3
34000	206,8
1,4e+005	172,4
8,e+005	137,9
2,4e+006	117,2
5,5e+007	89,63
1,e+008	82,74

Pag.2

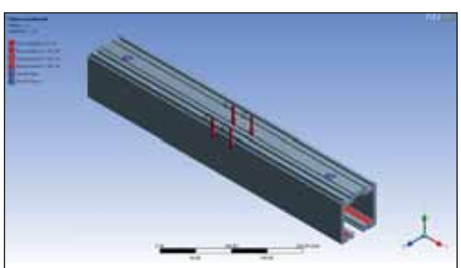

Fig.1 - Vincoli_carichi

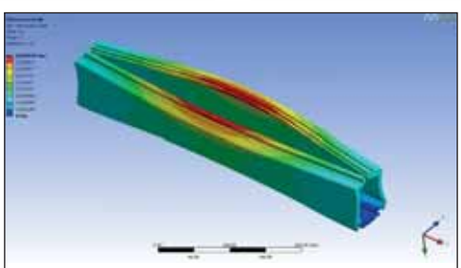

Fig.3 – Deformata totale (2)



Fig.2 – Deformata totale (1)

PA-300
PARK LINE 2

- Sistema scorrevole a parcheggio con profili fermavetro su misura richiesta dal cliente, senza fori nel vetro e con possibilità di porta centrale a battente e parcheggiabile.
- Sliding stacking system with glass fixing profiles made to measure upon client's request, no need to make holes in the glass and with the possibility of hinged and parkable central panel.
- Schiebesystem mit Parkraum, mit kundenspezifischen Glasleistenprofile mit zentraler Drehtür und Parkmöglichkeit.

PRICE LIST 01/15/B
▶ 132

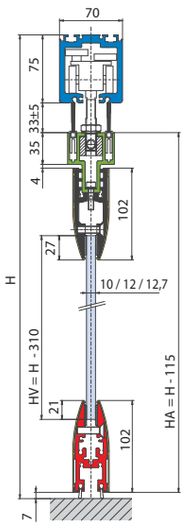

HV = H - 310

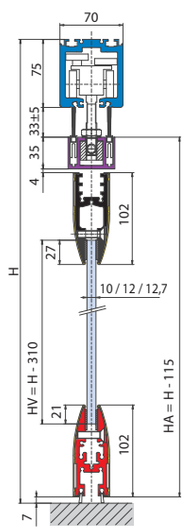

HV = H - 310

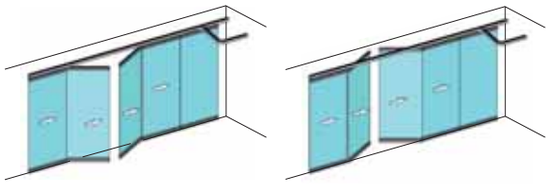

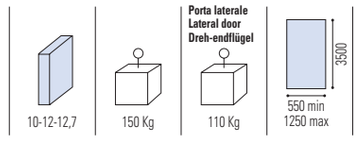



NB: C<L Porta laterale
Lateral door
Dreh - endflügel

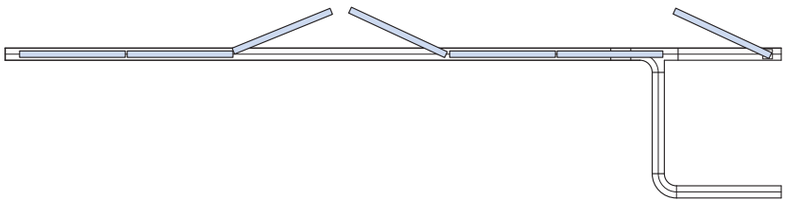

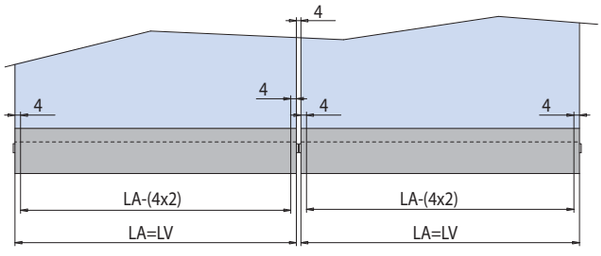

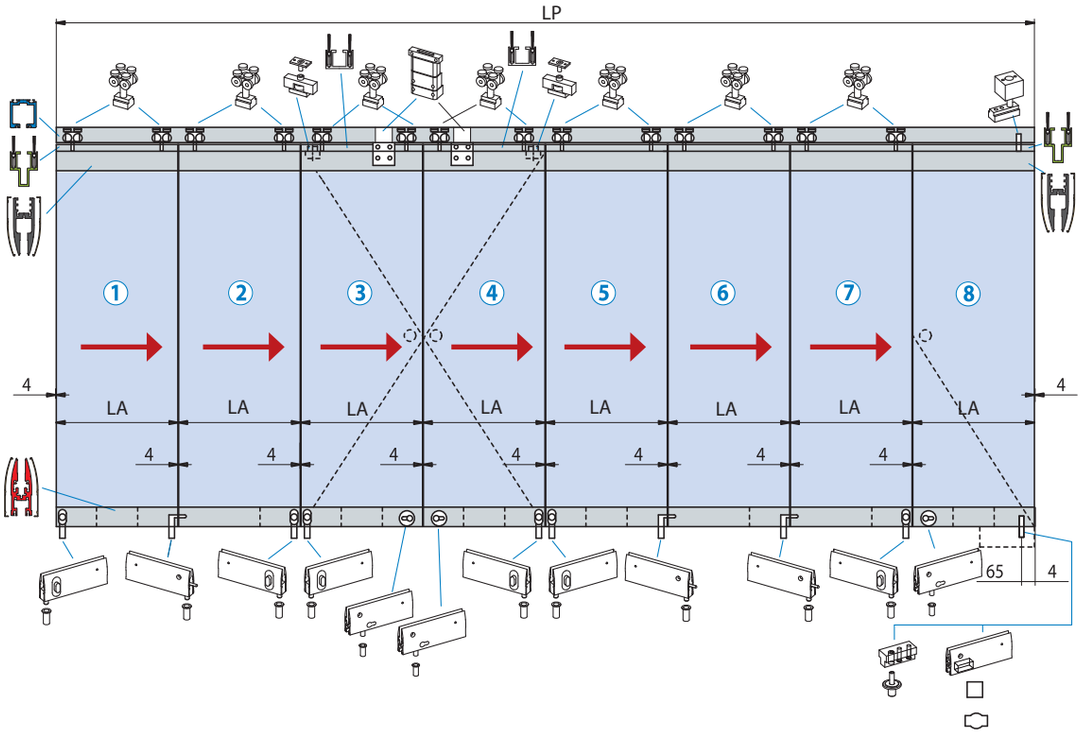

- **Calcolo vetro**
- **Calculation glass**
- **Glasberechnung**

At = 4 x (N + 1)
X = LP - At
X = N x LA
LA = LV = X / N

①
- Prima anta
- First panel
- Erster Schiebeflügel

③④
- Porta centrale scorrevole dx / sx
- Central sliding pivoted dx / sx
- Dreh/pendel Schiebeflügel dx / sx

②⑤⑥
- Anta intermedia
- Intermediate panel
- Zwischen-Schiebeflügel

⑦
- Ultima anta
- Last panel
- End-Schiebeflügel

⑧
- Porta laterale
- Lateral pivot door
- Dreh-Schiebeflügel

xme295 / xla171BIS-1

AN	**At**	**N**	**LP**	**LA = LV**	**H**	**HV**	**HA**
Alluminio anodizzato	Arie totali	Numero ante	Passaggio luce	Larghezza ante = Larghezza vetro	Altezza passaggio luce	Altezza vetro	Altezza anta
Aluminium anodized	Total clearances	Numbers panels	Clear opening width	Panel width = Glass width	Clear opening height	Glass height	Door height
Aluminium Silberfarbig	Summe alle Abstände Glas/Wand	Anzahl der Elemente	Lichte Durchgangsbreite	Flügelbreite = Glasbreite	Lichte durchgangshöhe	Glashöhe	Tür Höhe

PA-300

COMPONENTI | COMPONENTS | EINZELTEILE

PA-108

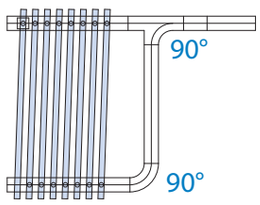

PA-109

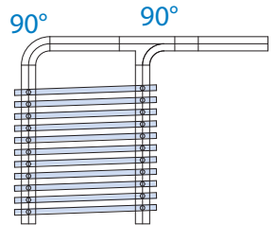

PA-100

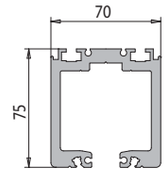

PA-113

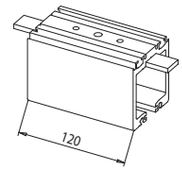

- Da ordinare a parte oltre alle ante
- To be ordered separately from the panels
- Neben den Flügeln extra zu bestellen

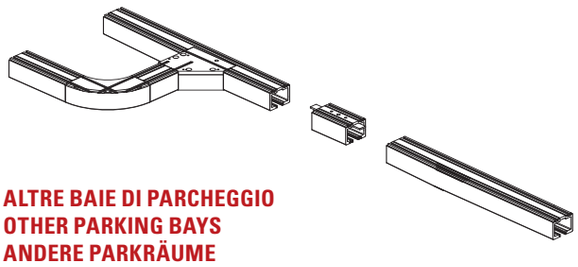

ALTRE BAIE DI PARCHEGGIO
OTHER PARKING BAYS
ANDERE PARKRÄUME
▶ C.23

PA-201

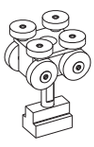

PA-205

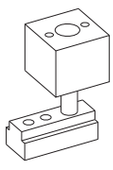

PA-206

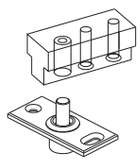

PA-312

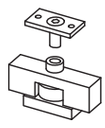

PA-215

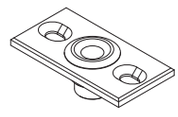

L-112-PA

PA-211

PA-212

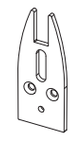

PA-202

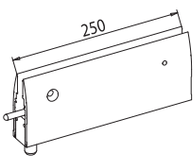

PA-203

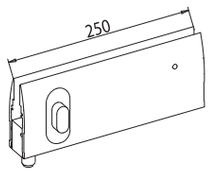

PA-204

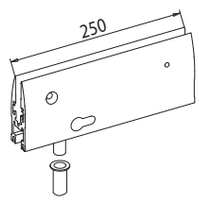

PA-207

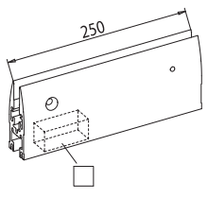

PA-208

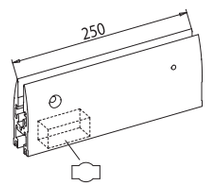

PA-209

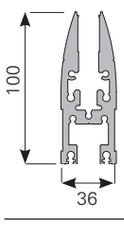

PA-210

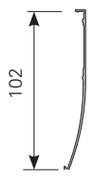

PA-307

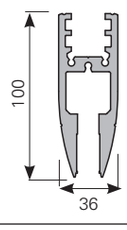

PA-313

- Scambio per convertire l'anta porta battente del PA-300 in anta scorrevole parcheggiabile tramite l'apposita chiave snodata.
- Mechanism to convert the central pivoted door of PA-300 in sliding door parkable through the appropriate tool.
- System um die zentrale Dreh-Tür des PA-300 in Schiebetür durch das entsprechende Werkzeug umzuwandeln.

PA-308

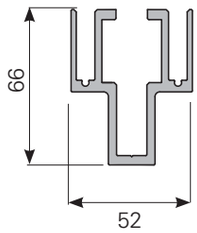

PA-309

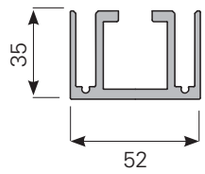

PA-310

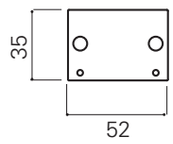

PA-311

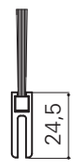

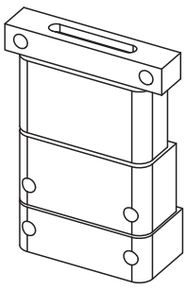

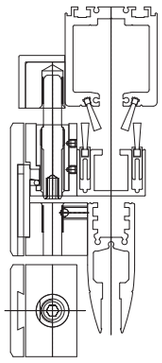

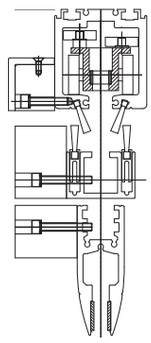

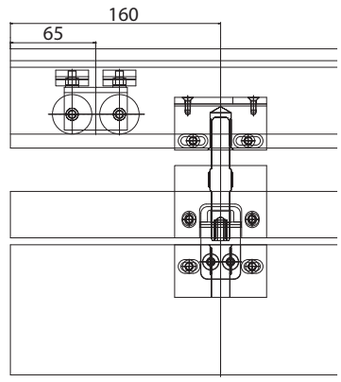

PA-400
PARK do-it-yourself

- Sistema scorrevole modulare a parcheggio con morsetti fermavetro (mm 250) e veletta continua (mm 1200) da tagliare secondo necessità (a carico del cliente).
- Modular sliding stacking system with glass fixing clamps (mm 250) and continuous covers (mm 1200) to be cut on the basis of client's requirements.
- Modulares Schiebesystem mit Parkraum, Glashalteklemmen (250 mm) mit kontinuierlicher Verkleidung (mm 1200) kundenspezifisch ablängbar.

PRICE LIST 01/15/B
▶ 133

- Vantaggi di una consegna più veloce e di un unico prodotto a magazzino per tutte le misure fino a 1200 mm.
- The advantage of this product is quick delivery and a unique product available in the warehouse for all sizes up to 1200 mm.
- Vorteile einer raschen Lieferung und eines einzigen lagermäßigen Produktes mit Abmessungen bis 1200 mm.

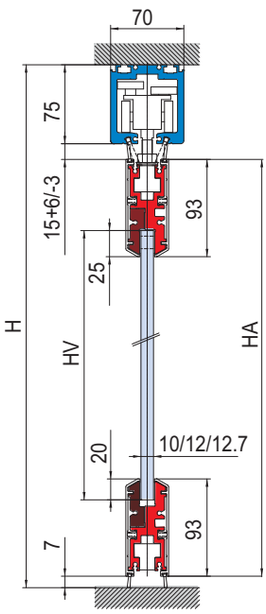

HV = H - 240
HA = H -100

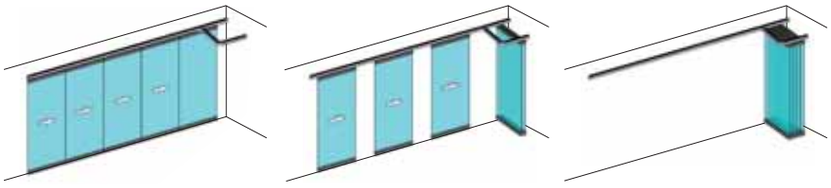

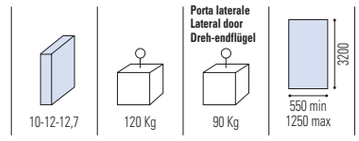

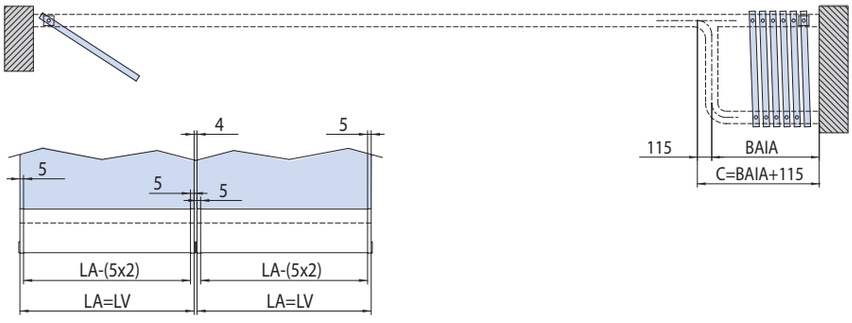

NB: C<L Porta laterale
Lateral door
Dreh - endflügel

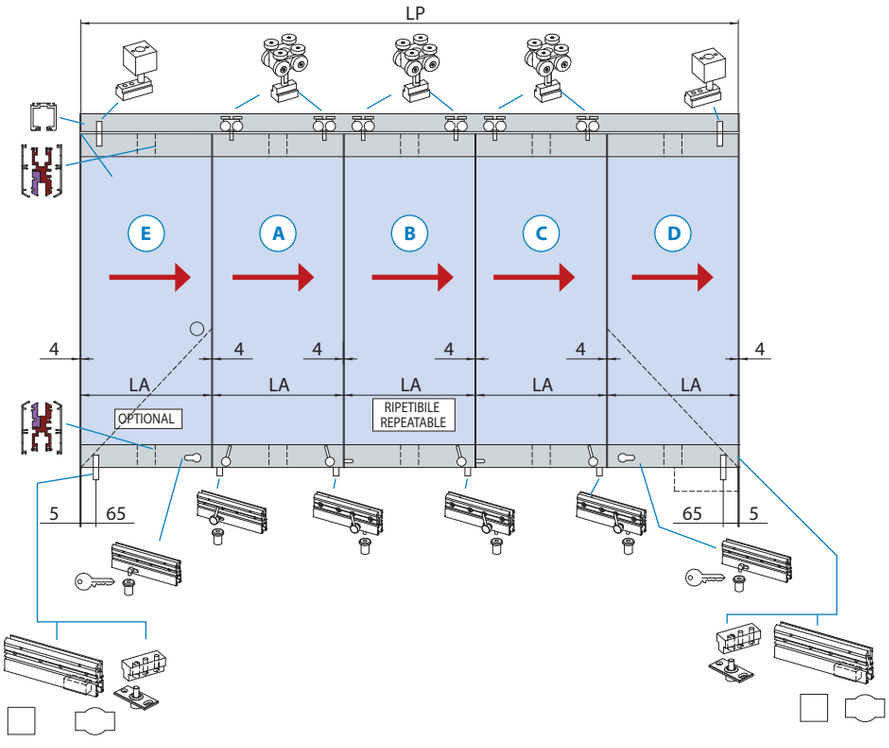

- **Calcolo vetro**
- **Calculation glass**
- **Glasberechnung**

At = 4 x (N + 1)
X = LP - AT
X = N x LA
LA = LV = X / N

E
- Porta laterale fissa
- Lateral fixed door
- Dreh flügel

A
- Prima anta
- First panel
- Erster Schiebeflügel

B
- Anta intermedia
- Intermediate panel
- Zwischen-Schiebeflügel

C
- Ultima anta
- Last panel
- End-Schiebeflügel

D
- Porta laterale
- Lateral door
- Dreh-Schiebeflügel

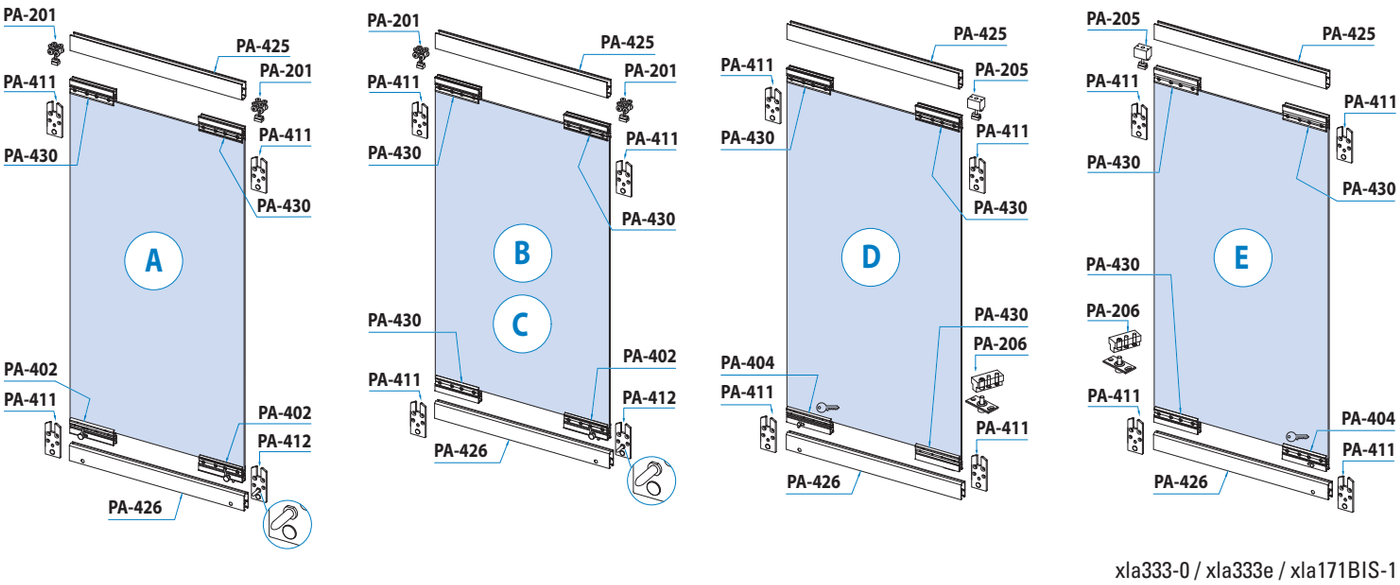

xla333-0 / xla333e / xla171BIS-1

AN	At	N	LP	LA = LV	H	HV	HA
Alluminio anodizzato Aluminium anodized Aluminium Silberfarbig	Arie totali Total clearances Summe alle Abstände Glas/Wand	Numero ante Numbers panels Anzahl der Elemente	Passaggio luce Clear opening width Lichte Durchgangsbreite	Larghezza ante = Larghezza vetro Panel width = Glass width Flügelbreite = Glasbreite	Altezza passaggio luce Clear opening height Lichte durchgangshöhe	Altezza vetro Glass height Glashöhe	Altezza anta Door height Tür Höhe

PA-400

COMPONENTI | COMPONENTS | EINZELTEILE

PA-108

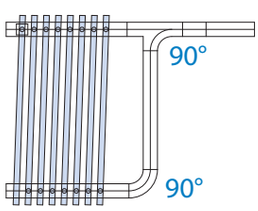

PA-109

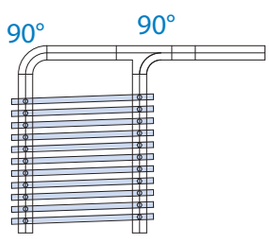

PA-100

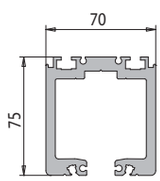

PA-113

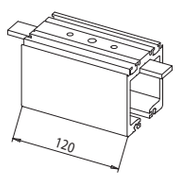

- Da ordinare a parte oltre alle ante
- To be ordered separately from the panels
- Neben den Flügeln extra zu bestellen

ALTRE BAIE DI PARCHEGGIO
OTHER PARKING BAYS
ANDERE PARKRÄUME
► C.23

PA-201

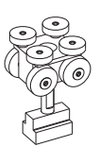

PA-205

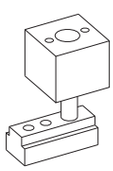

PA-206

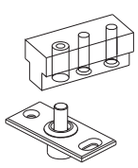

PA-312

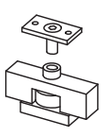

PA-215

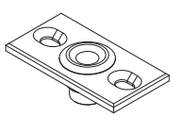

L-112-PA

PA-211

PA-212

PA-402

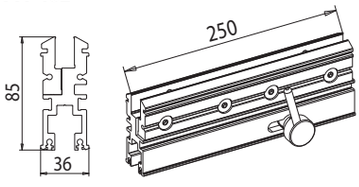

PA-430

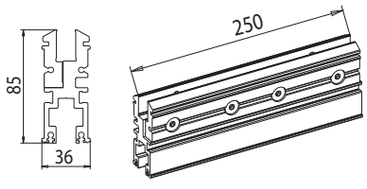

PA-404

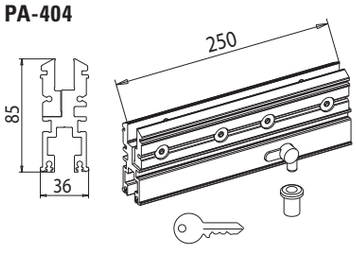

PA-408

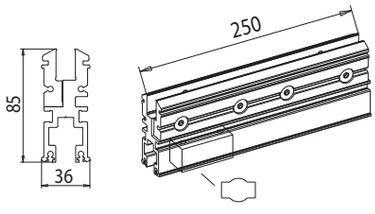

PA-407

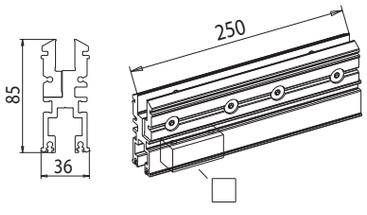

- Da tagliare (cliente)
- Adjust the length
- Beliebig Kürzbar

PA-426

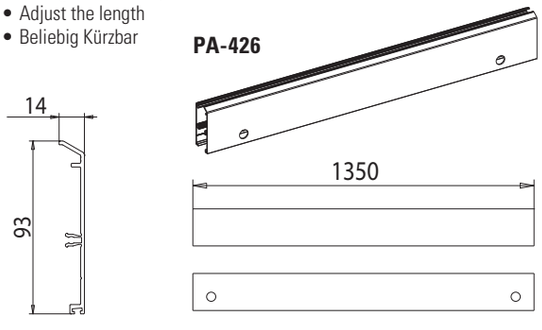

- Da tagliare (cliente)
- Adjust the length
- Beliebig Kürzbar

PA-425

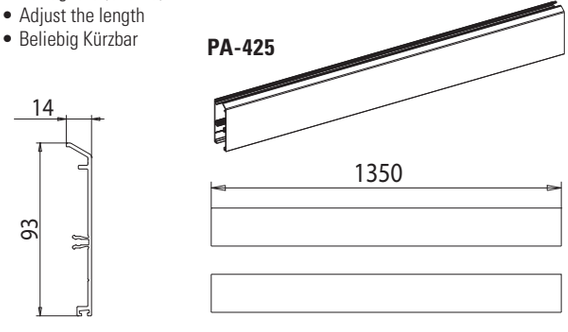

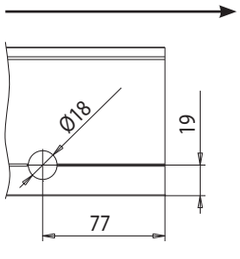

- Solo per le velette dell'anta "a" che hanno 2 fori è necessario tagliarle e rifare il secondo foro seguendo la linea di guida interna a mm. 77
- Only for the covers in door "A" with 2 holes: it is necessary to cut them to size and make the second hole again following the internal guide line 77 mm from the border.
- Nur die Verkleidungen des Flügels "A",die zwei Bohrungen haben, müssen zugeschnitten werden und die zweite Bohrung muss entlang der inneren Führung 77 mm vom Rand neu gemacht werden.

PA-500
PARK do-it-yourself

- Sistema scorrevole a parcheggio con profili fermavetro continui a misura standard (mm 1200 da tagliare secondo necessità (a carico del cliente), completi di catenaccioli ferma-anta a posizionamento esterno regolabile.
- Modular sliding stacking system with continuous glass fixing profiles of a standard size (mm 1200) to be cut on the basis of client's requirements comes equipped with an adjustable door holding latch positioned externally.
- Schiebesystem mit Parkraum, durchgehenden Laufschienen-Profilen in Standardgröße (1200 mm), ablängbar, komplett mit äußeren einstellbaren Riegeln zur Flügelbefestigung.

PRICE LIST 01/15/B
▶ 134

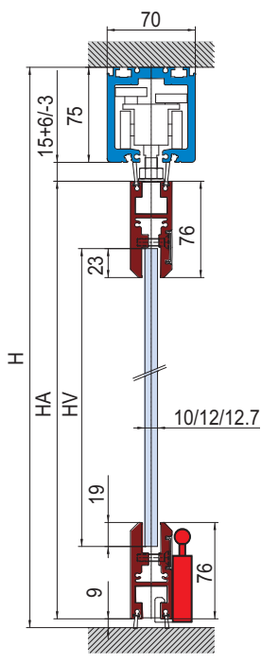

HV = H - 210
HA = H -100

- Vantaggi di una consegna più veloce e di un unico prodotto a magazzino per tutte le misure fino a 1200 mm.
- The advantage of this product is quick delivery and a unique product available in the warehouse for all sizes up to 1200 mm.
- Vorteile einer raschen Lieferung und eines einzigen lagermäßigen Produktes mit Abmessungen bis 1200 mm.

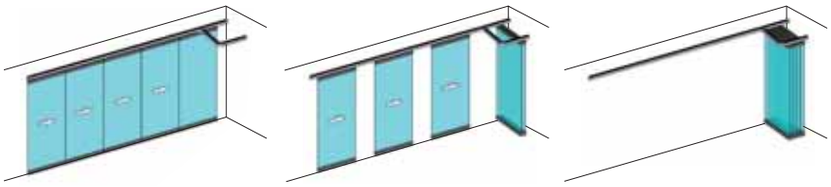

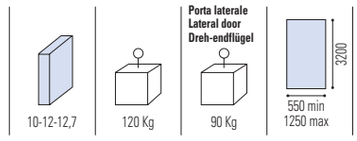

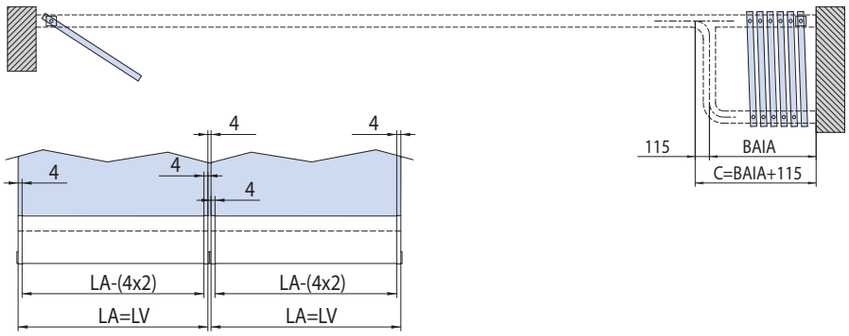

NB: C<L Porta laterale
Lateral door
Dreh - endflügel

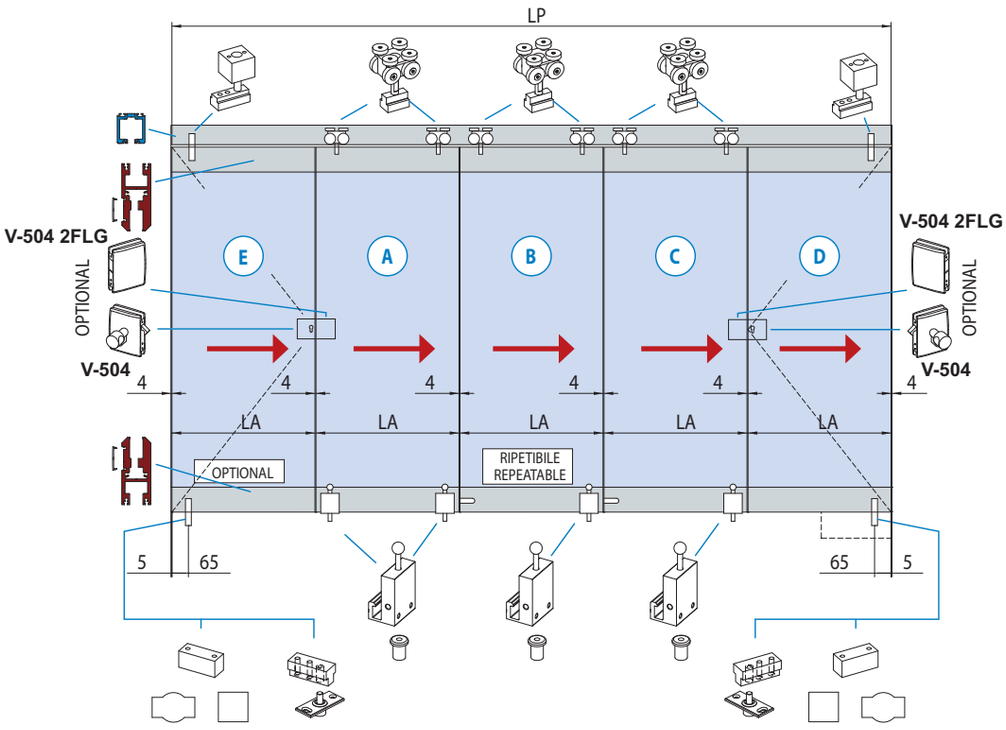

- **Calcolo vetro**
- **Calculation glass**
- **Glasberechnung**

At = 4 x (N + 1)
X = LP - AT
X = N x LA
LA = LV = X / N

E
- Porta laterale fissa
- Lateral fixed door
- Dreh flügel

A
- Prima anta
- First panel
- Erster Schiebeflügel

B
- Anta intermedia
- Intermediate panel
- Zwischen-Schiebeflügel

C
- Ultima anta
- Last panel
- End-Schiebeflügel

D
- Porta laterale
- Lateral door
- Dreh-Schiebeflügel

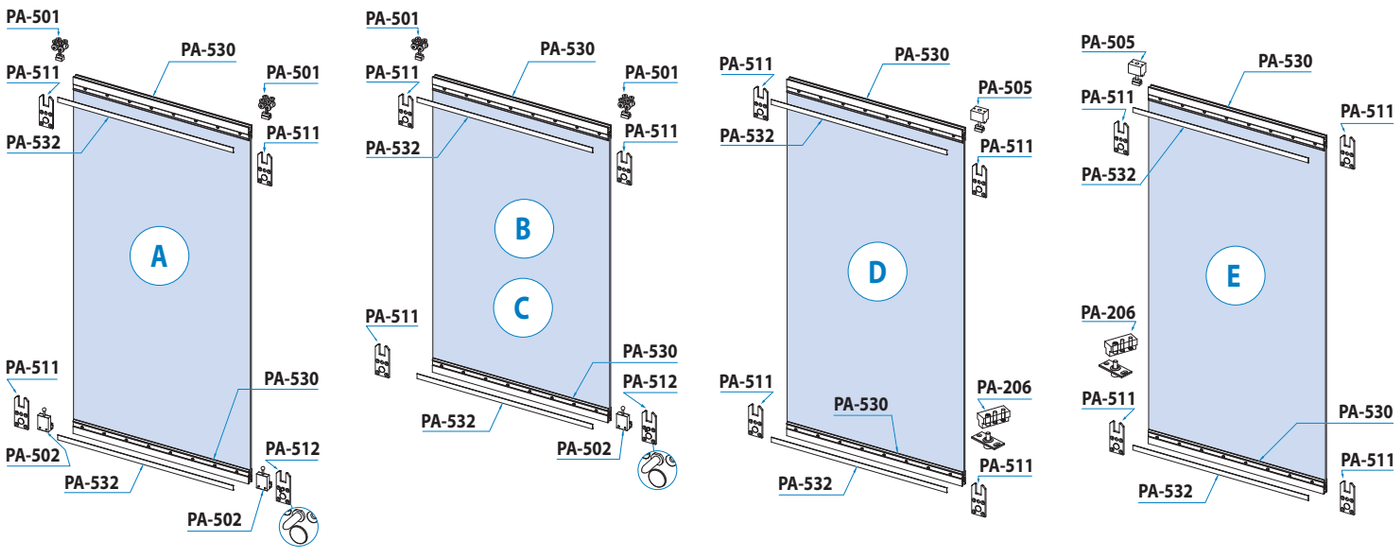

xla341-0 / xla341e / xla171BIS-1

AN	At	N	LP	LA = LV	H	HV	HA
Alluminio anodizzato Aluminium anodized Aluminium Silberfarbig	Arie totali Total clearances Summe alle Abstände Glas/Wand	Numero ante Numbers panels Anzahl der Elemente	Passaggio luce Clear opening width Lichte Durchgangsbreite	Larghezza ante = Larghezza vetro Panel width = Glass width Flügelbreite = Glasbreite	Altezza passaggio luce Clear opening height Lichte durchgangshöhe	Altezza vetro Glass height Glashöhe	Altezza anta Door height Tür Höhe

PA-500

COMPONENTI | COMPONENTS | EINZELTEILE

PA-108

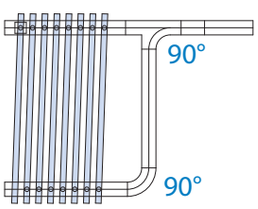

PA-109

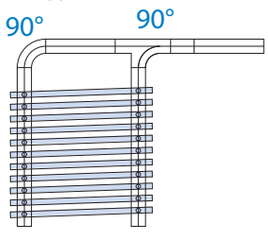

PA-100

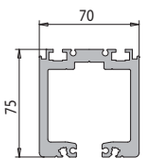

PA-113

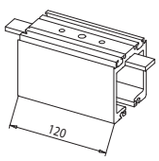

- Da ordinare a parte oltre alle ante
- To be ordered separately from the panels
- Neben den Flügeln extra zu bestellen

ALTRE BAIE DI PARCHEGGIO
OTHER PARKING BAYS
ANDERE PARKRÄUME
▶ C.23

PA-201

PA-205

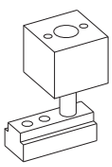

PA-206

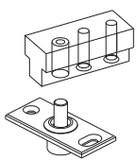

L-512-PA

PA-511

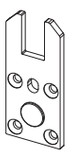

PA-512

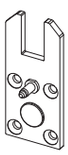

PA-509

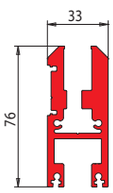

PA-510

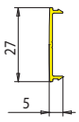

PA-502
standard

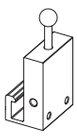

PA-502

- A scatto optional 2014
- Optional clicking latch 2014
- Optional Riegel mit Feder 2014

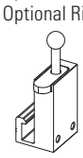



PA-530

- Da tagliare (cliente)
- Adjust the length
- Beliebig Kürzbar

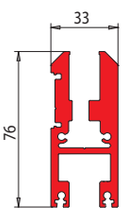

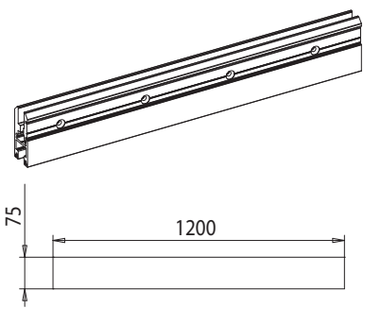

PA-507

- Da tagliare (cliente)
- Adjust the length
- Beliebig Kürzbar

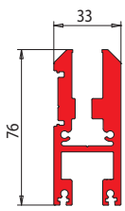

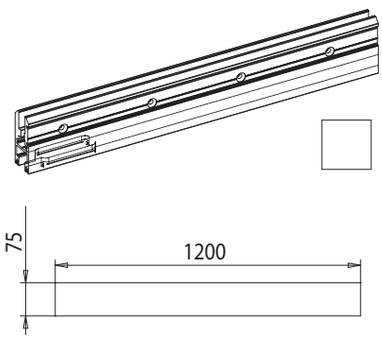

PA-508

- Da tagliare (cliente)
- Adjust the length
- Beliebig Kürzbar

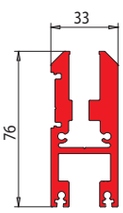

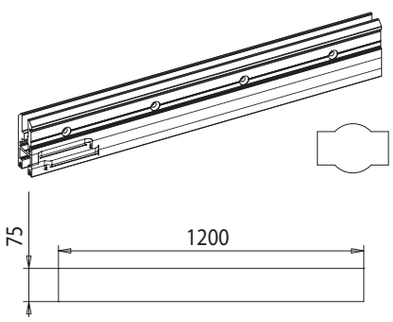

PA-532

- Da tagliare (cliente)
- Adjust the length
- Beliebig Kürzbar

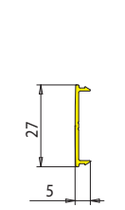

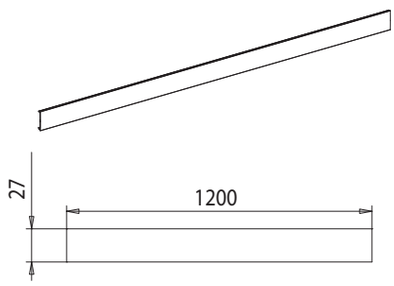

BAIA DI PARCHEGGIO
PARKING AREAS | PARKSITUATION

ESEMPI | EXAMPLES | BEISPIELE

Ⓐ **PA-108**

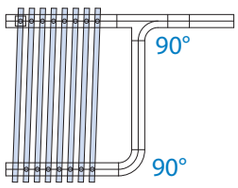

Ⓑ

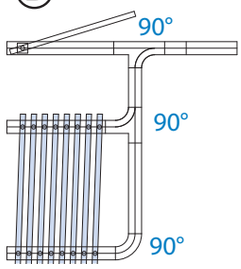

Ⓒ

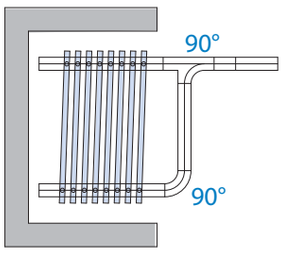

Ⓓ

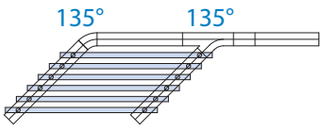

Ⓔ **PA-109**

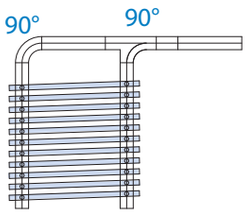

Ⓕ

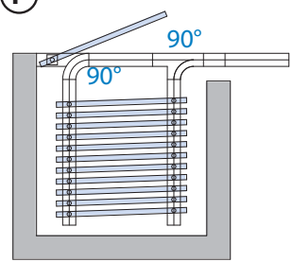

Ⓖ

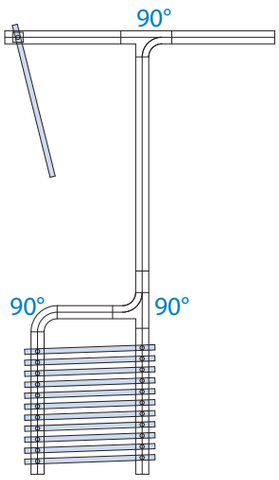

Ⓗ

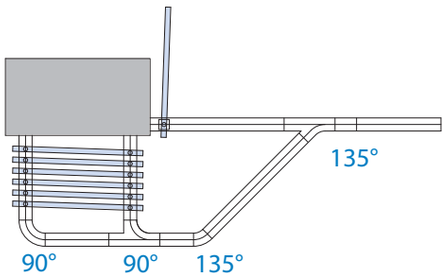

Ⓘ

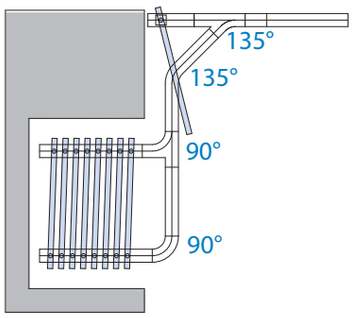

Ⓛ

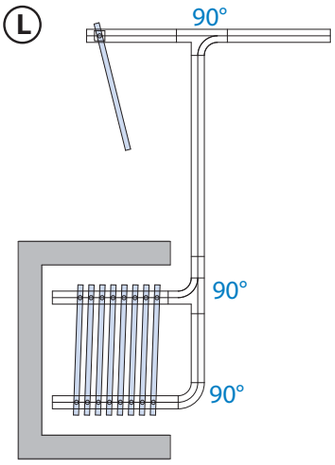

Ⓜ

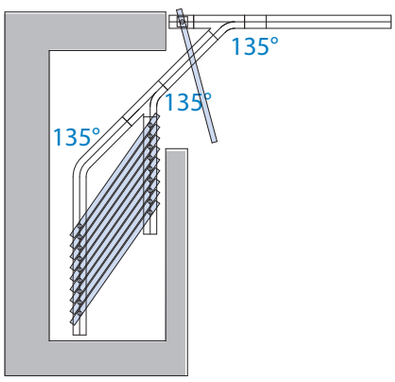

Ⓝ

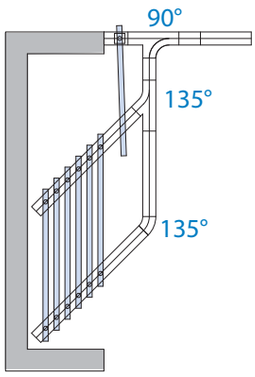

xla171

Ⓐ PA-108

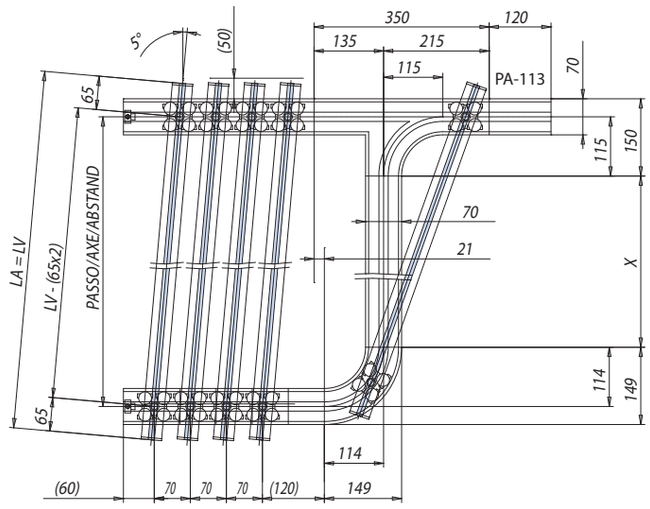

- Vista dall'alto (da sopra il profilo guida)
- View from above the rail
- Sicht von oben über der Laufschiene

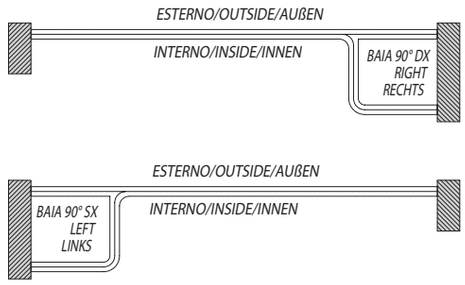

NB: C<L Porta laterale
Lateral door
Dreh - endflügel

Ⓔ PA-109

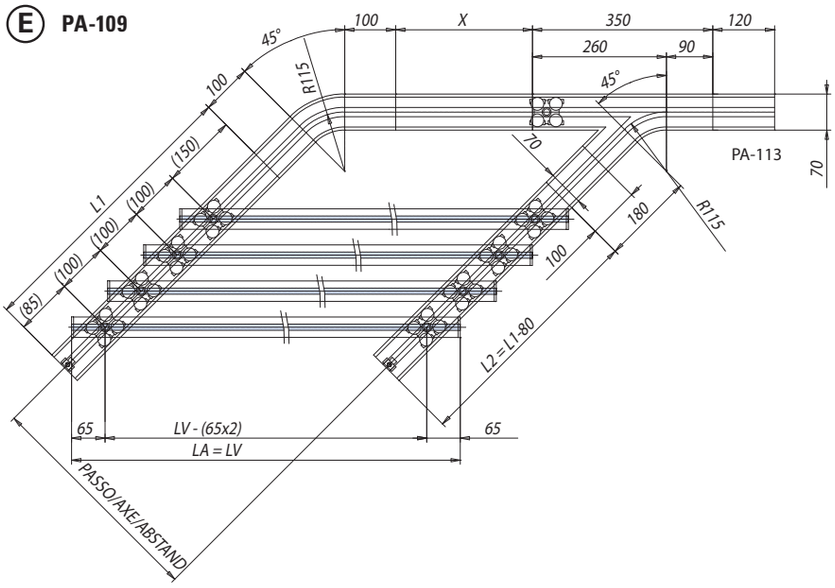

- Vista dall'alto (da sopra il profilo guida)
- View from above the rail
- Sicht von oben über der Laufschiene

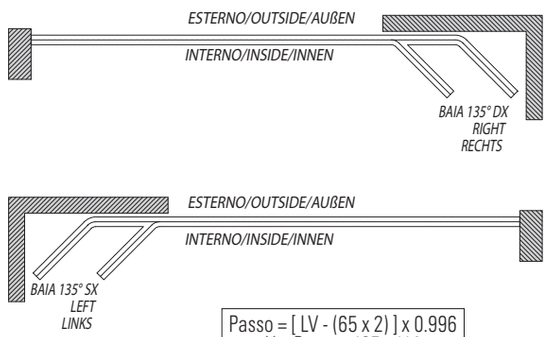

Passo = [LV - (65 x 2)] x 0.996
X = Passo - 135 - 114

NB: C<L Porta laterale
Lateral door
Dreh - endflügel

xla167_0

G

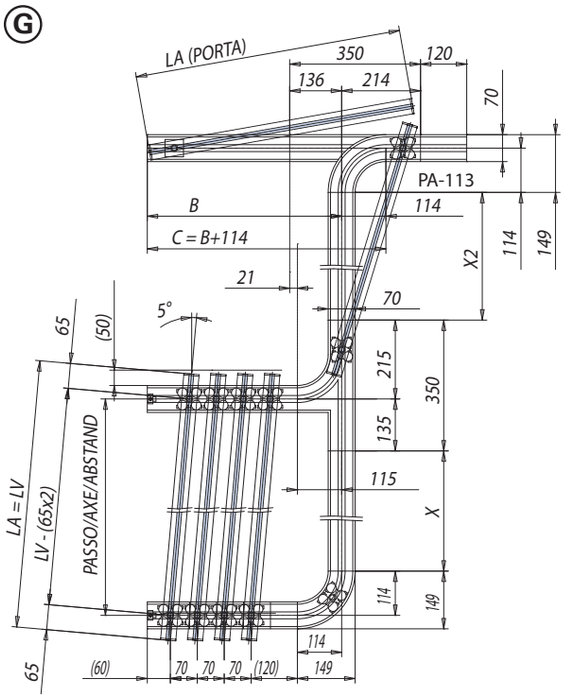

- Vista dall'alto (da sopra il profilo guida)
- View from above the rail
- Sicht von oben über der Laufschiene

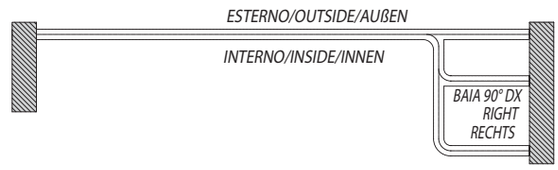

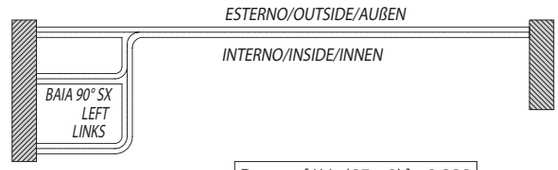

Passo = [LV - (65 x 2)] x 0.996
X = Passo - 135 - 114

NB: C<L Porta laterale
Lateral door
Dreh - endflügel

H

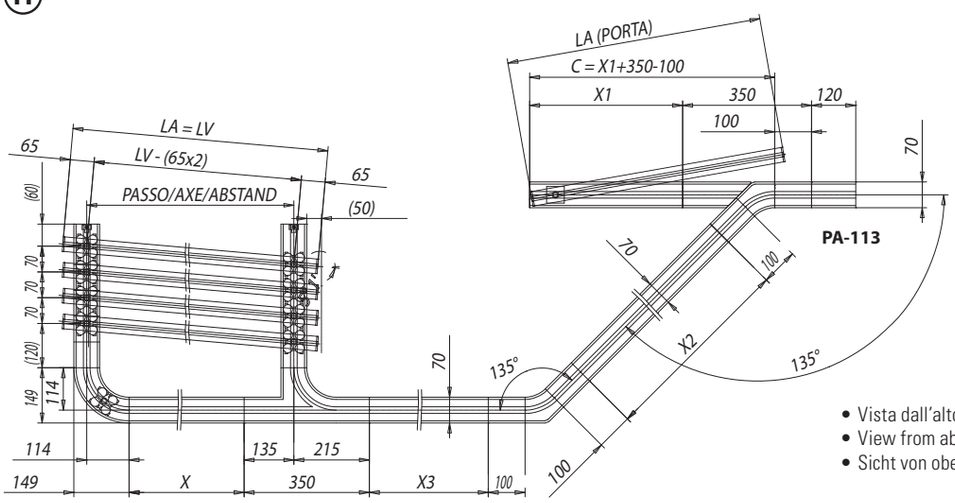

- Vista dall'alto (da sopra il profilo guida)
- View from above the rail
- Sicht von oben über der Laufschiene

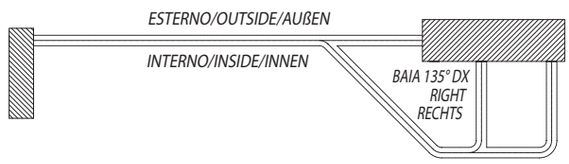

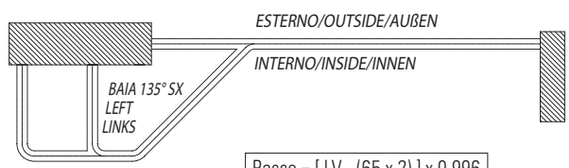

Passo = [LV - (65 x 2)] x 0.996
X = Passo - 135 - 114

NB: C<L Porta laterale
Lateral door
Dreh - endflügel

Passo
Interasse carrelli
Axe
Abstand

LA = LV
Larghezza ante = Larghezza vetro
Panel width = Glass width
Flügelbreite = Glasbreite

SCORREVOLI A LIBRO
SLIDING FOLDING SYSTEMS
FALT-SCHIEBEWANDSYSTEME

PA-250
LIBRO FOLDING

- Sistema scorrevole a libro fornito con profili fermavetro a misura richiesta dal cliente, senza necessità di fori nel vetro.
- Sliding folding door system with glass fixing profiles made to measure upon client's request, no need to make holes in the glass.
- Falt-Schiebewandsystem, mit kundenspezifischen Glasleistenprofilen, ohne Glasbohrungen.

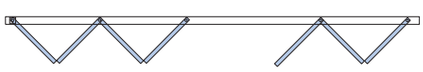

▶ C.28

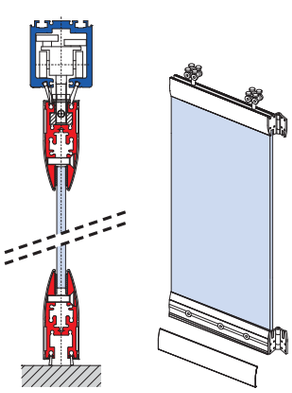

PA-450
LIBRO FOLDING do-it-yourself

- Sistema scorrevole modulare a libro con morsetti fermavetro (mm 250) e veletta continua (mm 1200) da tagliare secondo necessità a cura del cliente.
- Sliding folding door system with glass fixing clamps (mm 250) and continuous covers (mm 1200) to be cut on the basis of client's requirements.
- Modulares Schiebesystem mit Glashalteklemmen (250 mm) und kontinuierlicher Verkleidung (1200 mm), kundenspezifisch ablängbar.

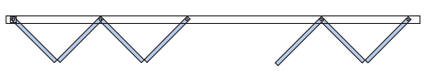

▶ C.32

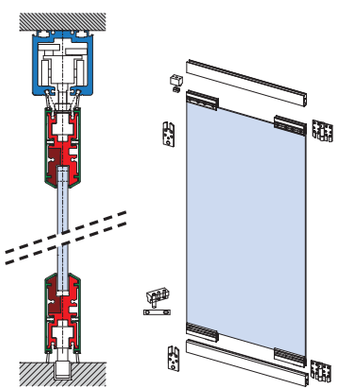



PA-550
LIBRO FOLDING do-it-yourself

- Sistema scorrevole a libro con profili fermavetro continui a misura standard (mm 1200), completi di catenaccioli fermaanta a posizionamento esterno regolabile.
- Sliding folding door system with continuous glass fixing profiles of a standard size (mm 1200) requirements comes equipped with an adjustable door holding latch positioned externally.
- Schiebesystem mit durchgehenden Glasleistenprofilen in Standardgröße (1200 mm), komplett mit äußeren einstellbaren Riegeln zur Flügelfeststellung.

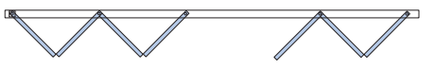

▶ C.36

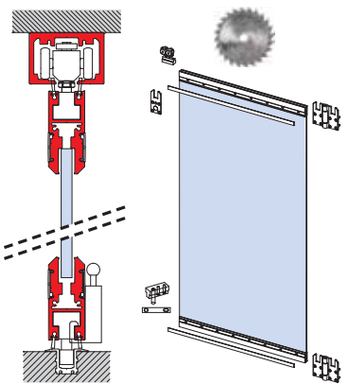



L-1000
LIBRO FOLDING

- Sistema scorrevole a libro con cerniere a vista e fori nel vetro, completo di binario standard h=75 mm x L=70 mm e carrello con 8 ruote.
- Sliding folding door system with visible hinges and holes in glass, including standard rail h=75 mm x L=70 mm and carriage with 8 wheels.
- Faltschiebewandsystem mit sichtbaren Bändern und Glasbohrungen, komplett mit Standard-Laufschiene h=75 mm x L=70 mm und Laufwagen mit 8 Rädern.

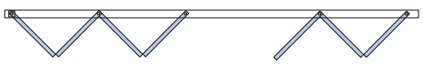

▶ C.40

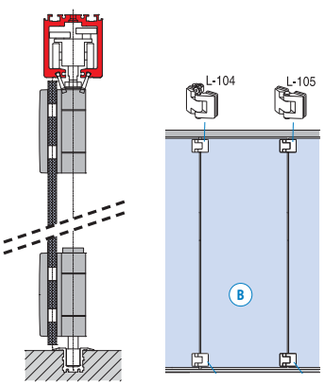

L-1500
LIBRO FOLDING

- Sistema scorrevole a libro con cerniere a vista e fori nel vetro, completo di binario standard h=42 mm x L=64 mm e carrello con 4 ruote.
- Sliding folding door system with visible hinges and holes in glass, including standard rail h=42 mm x L=64 mm and carriage with 4 wheels.
- Faltschiebewandsystem mit sichtbaren Bändern und Glasbohrungen, komplett mit Standard-Laufschiene h=42 mm x L=64 mm und Laufwagen mit 4 Rädern.

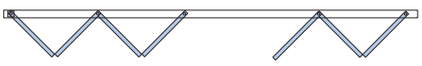

▶ C.42

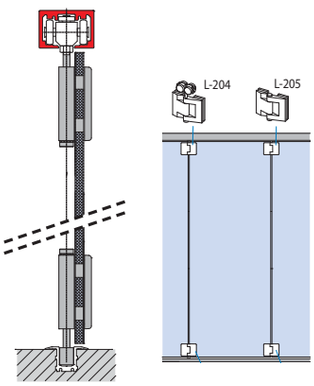

PA-250
LIBRO FOLDING

- Sistema scorrevole a libro fornito con profili fermavetro a misura richiesta dal cliente, senza necessità di fori nel vetro.
- Sliding folding door system with glass fixing profiles made to measure upon client's request, no need to make holes in the glass.
- Falt-Schiebewandsystem, mit kundenspezifischen Glasleistenprofilen, ohne Glasbohrungen.

PRICE LIST 01/15/B
▶ 136-137

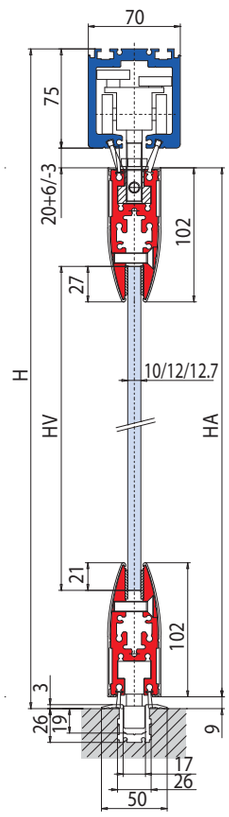

HV = H - 258
HA = H -102

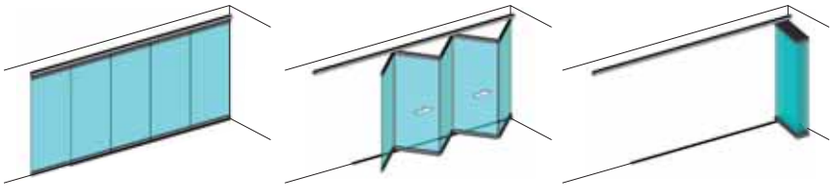

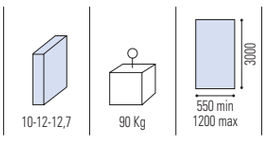

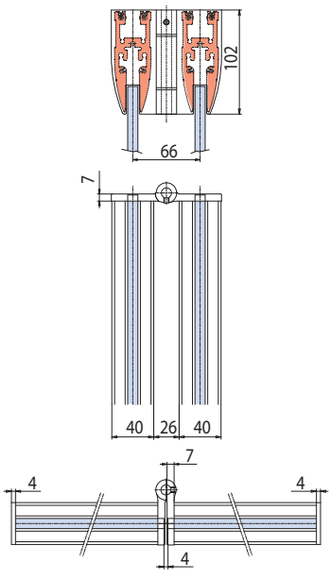

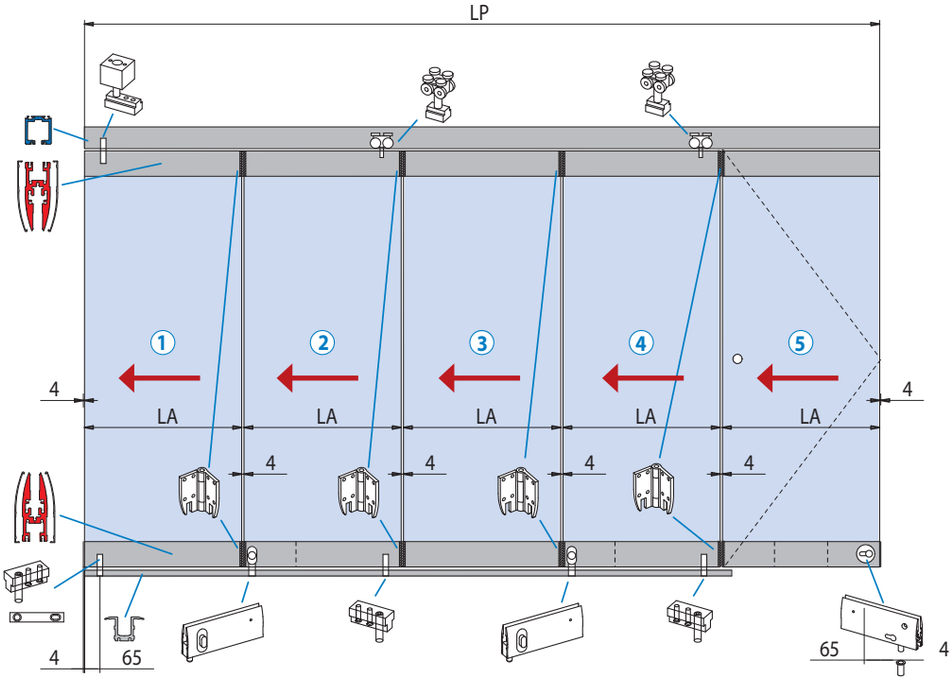

- **Calcolo vetro**
- **Calculation glass**
- **Glasberechnung**

At = 4 x (N + 1)
X = LP - At
X = N x LA
LA = LV = X / N

1
- Prima anta a libro
- First folding panel
- Erster Faltelement

2 3 4
- Anta intermedia a libro
- Middle folding panel
- Mittiges Faltelement

5
- Porta laterale a libro
- Lateral folding panel
- Dreh-Schiebeflügel

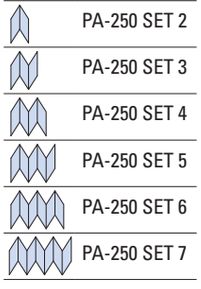

xla173 new / xla173 / xla170 / xme295

AN	**At**	**N**	**LP**	**LA = LV**	**H**	**HV**	**HA**
Alluminio anodizzato	Arie totali	Numero ante	Passaggio luce	Larghezza ante = Larghezza vetro	Altezza passaggio luce	Altezza vetro	Altezza anta
Aluminium anodized	Total clearances	Numbers panels	Clear opening width	Panel width = Glass width	Clear opening height	Glass height	Door height
Aluminium Silberfarbig	Summe alle Abstände Glas/Wand	Anzahl der Elemente	Lichte Durchgangsbreite	Flügelbreite = Glasbreite	Lichte durchgangshöhe	Glashöhe	Tür Höhe

PA-250

COMPONENTI | COMPONENTS | EINZELTEILE

PA-100

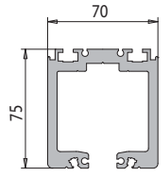

PA-113

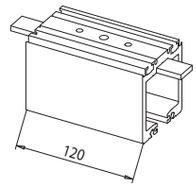

L-113 standard

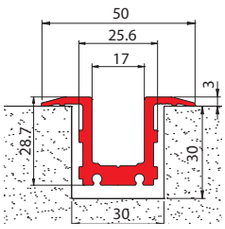

L-110 optional

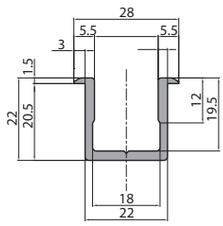

PA-201

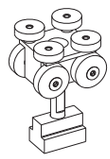

PA-205

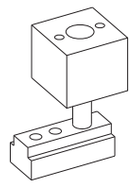

PA-206

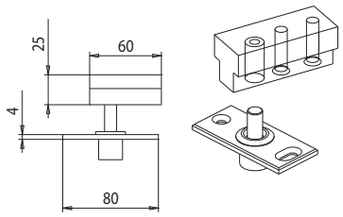

PA-221

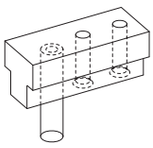

PA-222

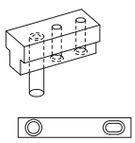

PA-220

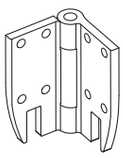

PA-215

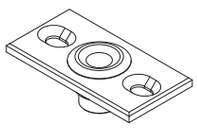

PA-211

PA-212

PA-202

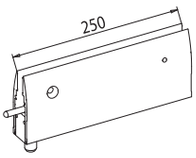

PA-203

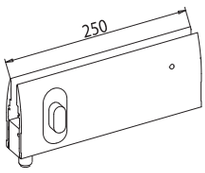

PA-204

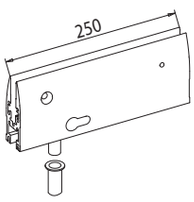

PA-207

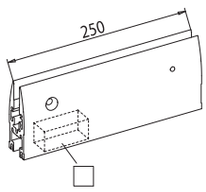

PA-208

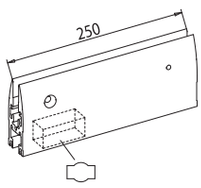

PA-209

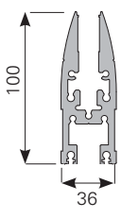

PA-210

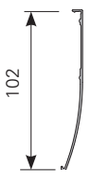

PA-307

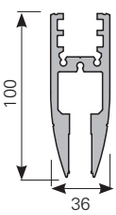



PA-450
LIBRO FOLDING do-it-yourself

- Sistema scorrevole modulare a libro con morsetti fermavetro (mm 250) e veletta continua (mm 1200) da tagliare secondo necessità a cura del cliente.
- Sliding folding door system with glass fixing clamps (mm 250) and continuous covers (mm 1200) to be cut on the basis of client's requirements.
- Modulares Schiebesystem mit Glashalteklemmen (250 mm) und kontinuierlicher Verkleidung (1200 mm), kundenspezifisch ablängbar.

PRICE LIST 01/15/B
▶ 138

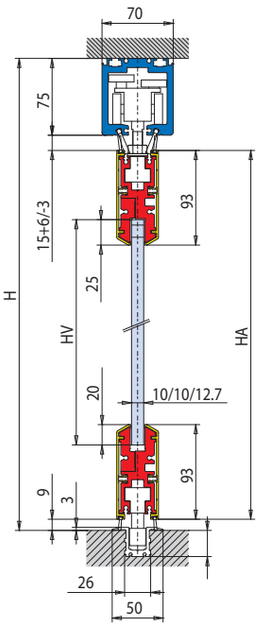

HV = H - 240
HA = H -100

- Vantaggi di una consegna più veloce e di un unico prodotto a magazzino per tutte le misure fino a 1200 mm.
- The advantage of this product is quick delivery and a unique product available in the warehouse for all sizes up to 1200 mm.
- Vorteile einer raschen Lieferung und eines einzigen lagermäßigen Produktes mit Abmessungen bis 1200 mm.

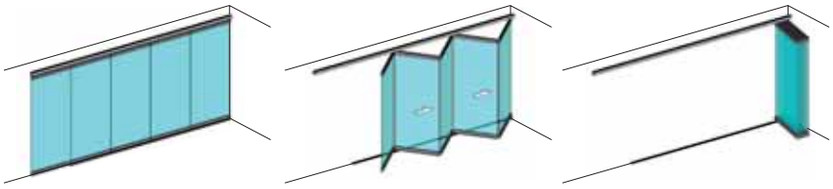

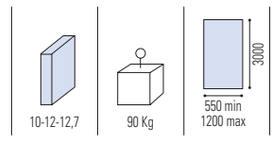

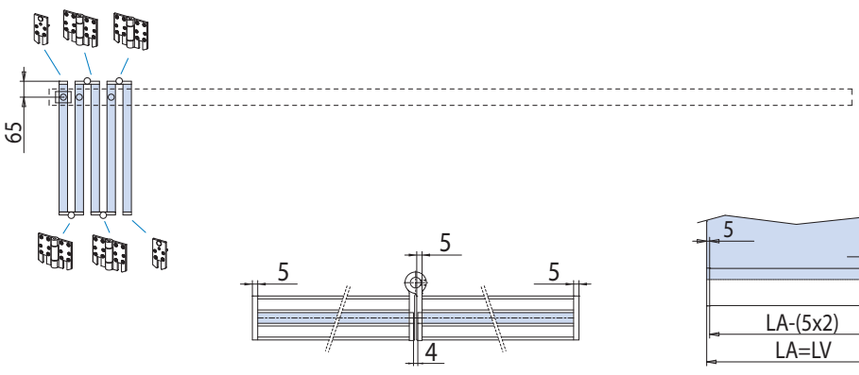

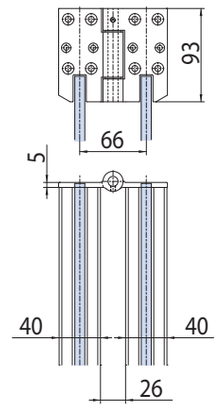

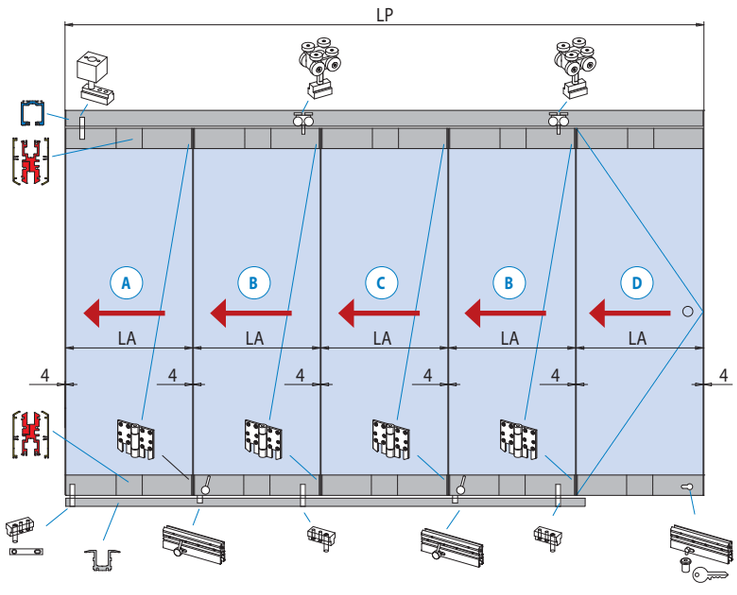

- **Calcolo vetro**
- **Calculation glass**
- **Glasberechnung**

At = 4 x (N + 1)
X = LP - At
X = N x LA
LA = LV = X / N

Ⓐ
- Prima anta a libro
- First folding panel
- Erster Faltelement

ⒷⒸⒷ
- Anta intermedia a libro
- Middle folding panel
- Mittiges Faltelement

Ⓓ
- Porta laterale a libro
- Lateral folding panel
- Dreh-Schiebeflügel

PA-450 SET 2	ⒶⒺ
PA-450 SET 3	ⒶⒷⒹ
PA-450 SET 4	ⒶⒷⒸⒺ
PA-450 SET 5	ⒶⒷⒸⒷⒹ
PA-450 SET 6	ⒶⒷⒸⒷⒸⒺ
PA-450 SET 7	ⒶⒷⒸⒷⒸⒷⒹ

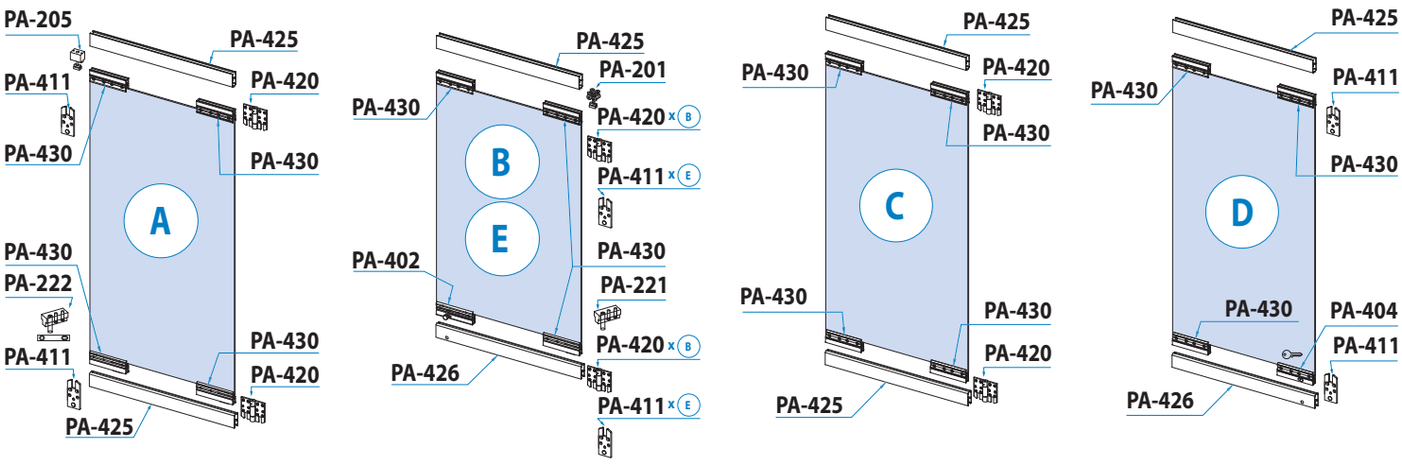

B
- Anta intermedia con catenacciolo
- Middle panel with latch
- Zwischenflügel mit Riegel

E
- Ultima anta con N° ante pari
- Last panel with even no. panels
- Letzter Flügel bei gerader Flügelanzahl

D
- Ultima anta a porta battente con n° ante dispari
- Last hinged door with odd no. panels
- Letzter Drehflügel bei ungerader Flügelanzahl

xla334-0 / xla334g / xla334c

AN	At	N	LP	LA = LV	H	HV	HA
Alluminio anodizzato	Arie totali	Numero ante	Passaggio luce	Larghezza ante = Larghezza vetro	Altezza passaggio luce	Altezza vetro	Altezza anta
Aluminium anodized	Total clearances	Numbers panels	Clear opening width	Panel width = Glass width	Clear opening height	Glass height	Door height
Aluminium Silberfarbig	Summe alle Abstände Glas/Wand	Anzahl der Elemente	Lichte Durchgangsbreite	Flügelbreite = Glasbreite	Lichte durchgangshöhe	Glashöhe	Tür Höhe

PA-450

COMPONENTI | COMPONENTS | EINZELTEILE

PA-100

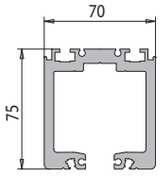

PA-113

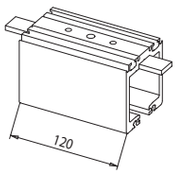

PA-201

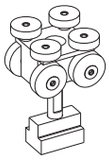

PA-205

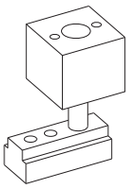

PA-206

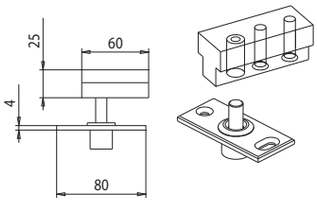

PA-221

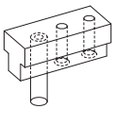

PA-222

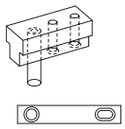

PA-420

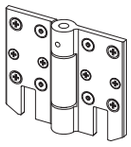

PA-411

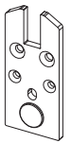

L-113 standard

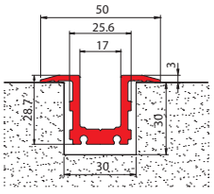

L-110 optional

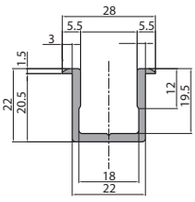

PA-402

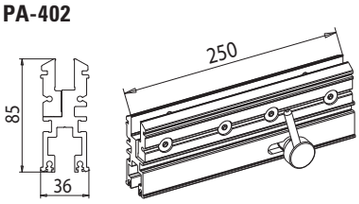

PA-430

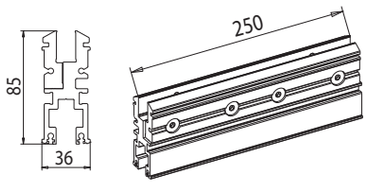

PA-404

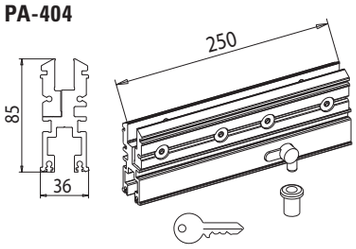

PA-408

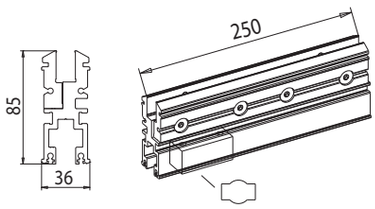

PA-407

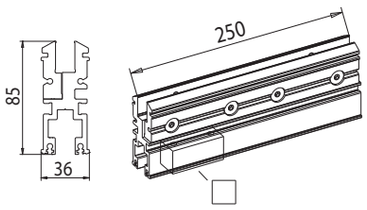

PA-426

- Da tagliare (cliente)
- Adjust the length
- Beliebig Kürzbar

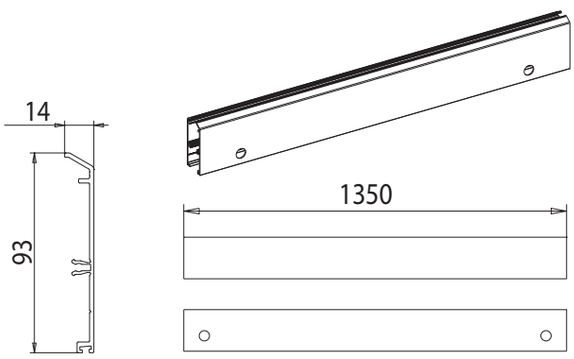

PA-425

- Da tagliare (cliente)
- Adjust the length
- Beliebig Kürzbar

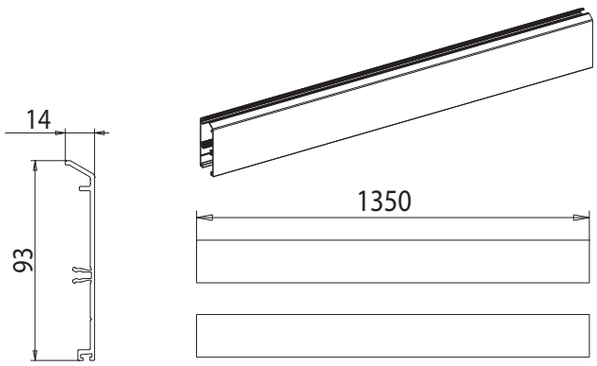

PA-550
LIBRO FOLDING do-it-yourself

- Sistema scorrevole a libro con profili fermavetro continui a misura standard (mm 1200) da tagliare secondo necessità a cura del cliente, completi di catenaccioli fermaanta a posizionamento esterno regolabile.
- Sliding folding door system with continuous glass fixing profiles of a standard size (mm 1200) to be cut on the basis of client's requirements comes equipped with an adjustable door holding latch positioned externally.
- Schiebesystem mit durchgehenden Glasleistenprofilen in Standardgröße (1200 mm), ablängbar, komplett mit äußeren einstellbaren Riegeln zur Flügelfeststellung.

PRICE LIST 01/15/B
▶ 139

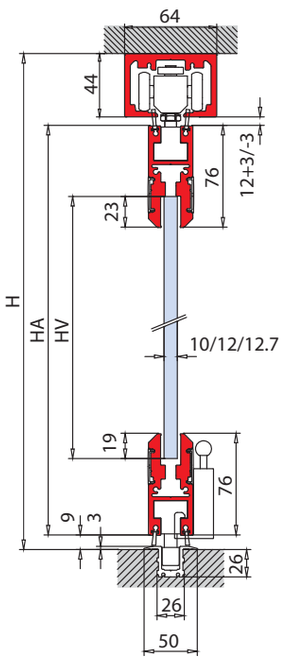

HV = H - 173
HA = H - 63

- Vantaggi di una consegna più veloce e di un unico prodotto a magazzino per tutte le misure fino a 1200 mm.
- The advantage of this product is quick delivery and a unique product available in the warehouse for all sizes up to 1200 mm.
- Vorteile einer raschen Lieferung und eines einzigen lagermäßigen Produktes mit Abmessungen bis 1200 mm.

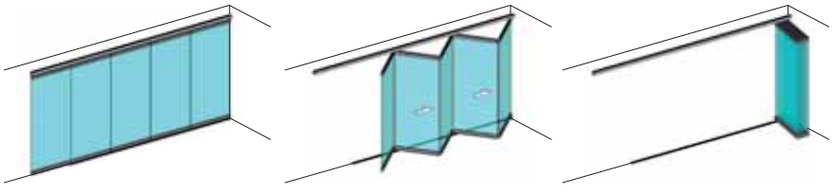

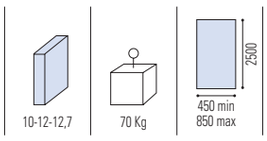

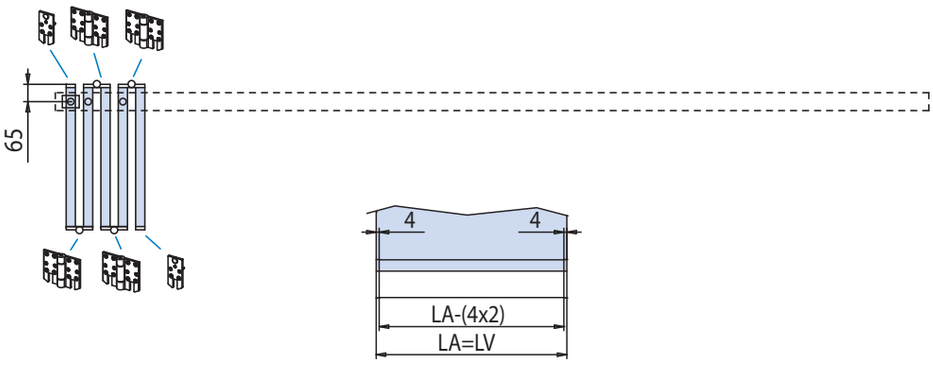

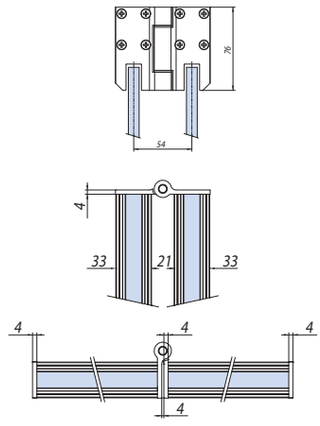

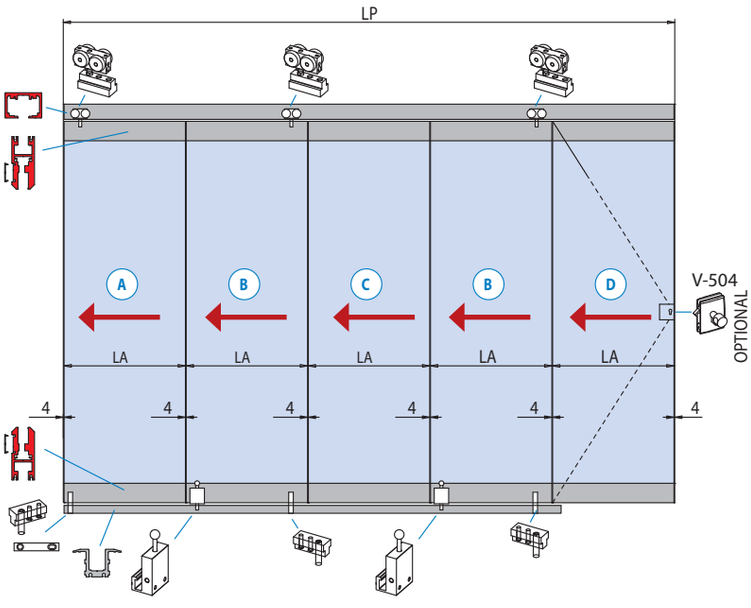

- **Calcolo vetro**
- **Calculation glass**
- **Glasberechnung**

At = 4 x (N + 1)
X = LP - At
X = N x LA
LA = LV = X / N

Ⓐ
- Prima anta a libro
- First folding panel
- Erster Faltelement

ⒷⒸⒷ
- Anta intermedia a libro
- Middle folding panel
- Mittiges Faltelement

Ⓓ
- Porta laterale a libro
- Lateral folding panel
- Dreh-Schiebeflügel

PA-550 SET 2	ⒶⒺ
PA-550 SET 3	ⒶⒷⒹ
PA-550 SET 4	ⒶⒷⒸⒺ
PA-550 SET 5	ⒶⒷⒸⒷⒹ
PA-550 SET 6	ⒶⒷⒸⒷⒸⒺ
PA-550 SET 7	ⒶⒷⒸⒷⒸⒷⒹ

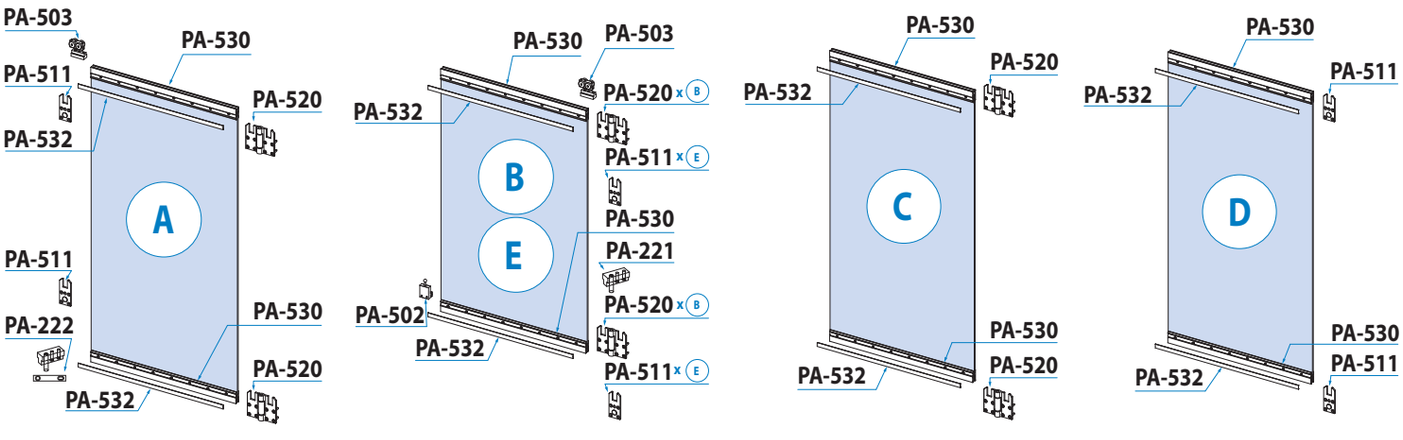

B
- Anta intermedia con catenacciolo
- Middle panel with latch
- Zwischenflügel mit Riegel

E
- Ultima anta con N° ante pari
- Last panel with even no. panels
- Letzter Flügel bei gerader Flügelanzahl

D
- Ultima anta a porta battente con n° ante dispari
- Last hinged door with odd no. panels
- Letzter Drehflügel bei ungerader Flügelanzahl

xla342c-new / xla342c / xla342e / xla342-0

AN	At	N	LP	LA = LV	H	HV	HA
Alluminio anodizzato	Arie totali	Numero ante	Passaggio luce	Larghezza ante = Larghezza vetro	Altezza passaggio luce	Altezza vetro	Altezza anta
Aluminium anodized	Total clearances	Numbers panels	Clear opening width	Panel width = Glass width	Clear opening height	Glass height	Door height
Aluminium Silberfarbig	Summe alle Abstände Glas/Wand	Anzahl der Elemente	Lichte Durchgangsbreite	Flügelbreite = Glasbreite	Lichte durchgangshöhe	Glashöhe	Tür Höhe

PA-550

COMPONENTI | COMPONENTS | EINZELTEILE

L-150

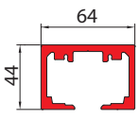

PA-503

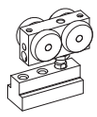

PA-206

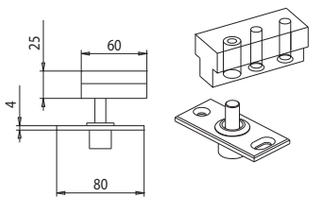

PA 221

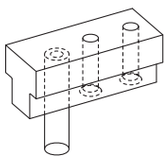

PA 222

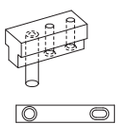

PA-502

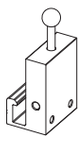

PA-509

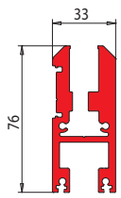

PA-510

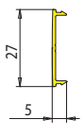

PA-520

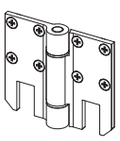

PA-511

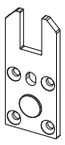

L-113 standard

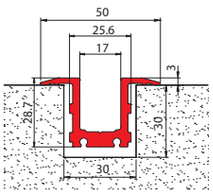

L-110 optional

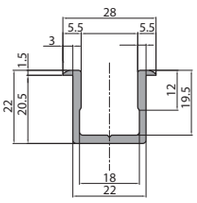

PA-530

- Da tagliare (cliente)
- Adjust the length
- Beliebig Kürzbar

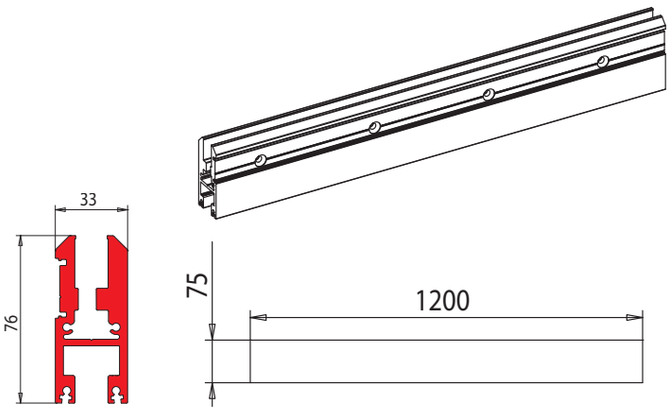

PA-532

- Da tagliare (cliente)
- Adjust the length
- Beliebig Kürzbar

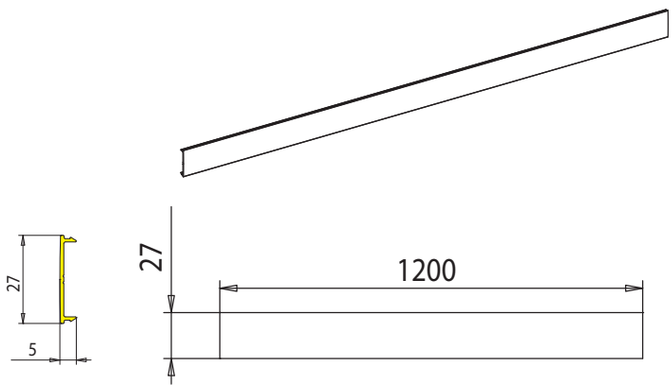

L-1000
LIBRO FOLDING



- Sistema scorrevole a libro con cerniere a vista e fori nel vetro, completo di binario standard h=75 mm x L=70 mm e carrello con 8 ruote.
- Sliding folding door system with visible hinges and holes in glass, including standard rail h=75 mm x L=70 mm and carriage with 8 wheels.
- Faltschiebewandsystem mit sichtbaren Bändern und Glasbohrungen, komplett mit Standard-Laufschiene h=75 mm x L=70 mm und Laufwagen mit 8 Rädern.

PRICE LIST 01/15/B
▶ 140-141

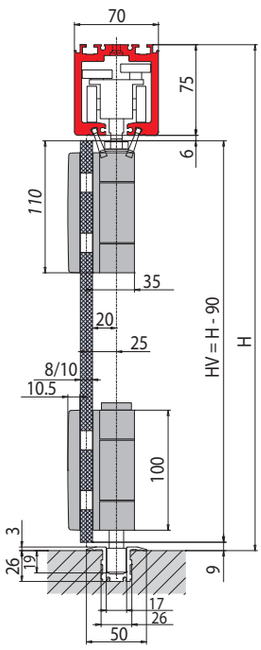

HV = H - 90

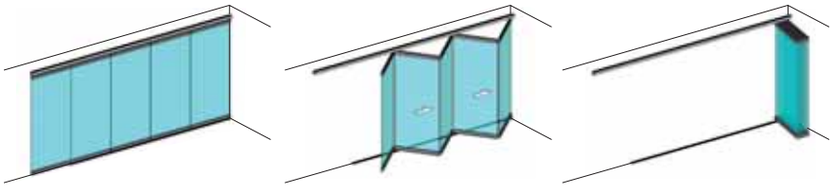

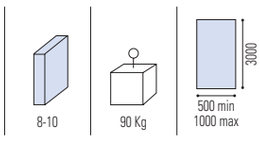

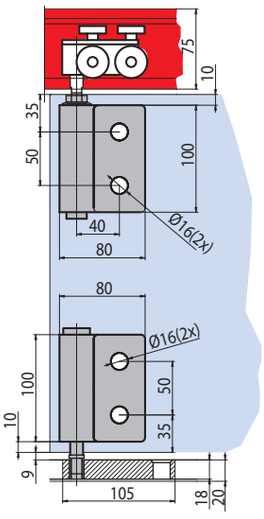

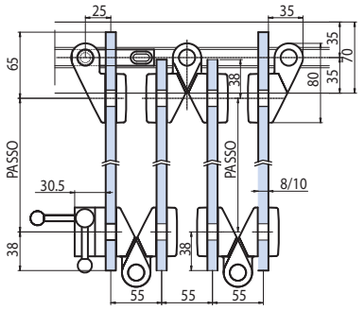

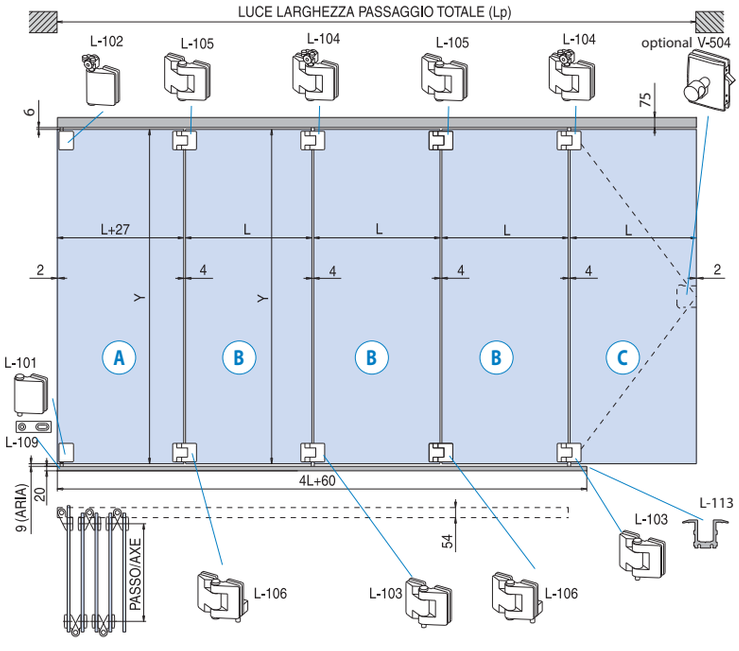

- **Calcolo vetro**
- **Calculation glass**
- **Glasberechnung**

N° ANTE PARI
EVEN NO. PANELS
GERADE FLÜGELANZAHL
At = 4 x N
X = LP - AT
X = (LxN) + (27x2)
L = (X-54) / N

N° ANTE DISPARI
ODD NO. PANELS
UNGERADE FLÜGELANZAHL
At = 4 x N
X = LP - AT
X = (LxN) + (27x2)
L = (X-27) / N

L-1000 SET 1	A D
L-1000 SET 2	A B C
L-1000 SET 3	A B B D
L-1000 SET 4	A B B B C
L-1000 SET 5	A B B B B D

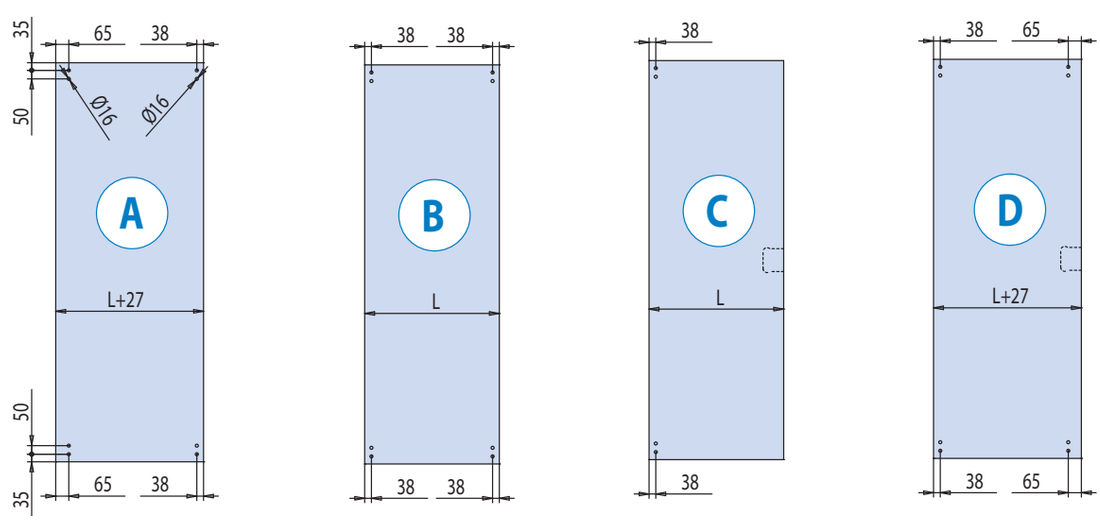

xla122-new / xla83-4 / xla122

AN	NS	At	N	LP	L = LV	H	HV
Alluminio anodizzato	Nickel satinato	Arie totali	Numero ante	Passaggio luce	Larghezza ante = Larghezza vetro	Altezza passaggio luce	Altezza vetro
Aluminium anodized	Satin nickel	Total clearances	Numbers panels	Clear opening width	Panel width = Glass width	Clear opening height	Glass height
Aluminium Silberfarbig	Ähnlich Edelstahl matt	Summe alle Abstände Glas/Wand	Anzahl der Elemente	Lichte Durchgangsbreite	Flügelbreite = Glasbreite	Lichte durchgangshöhe	Glashöhe

L-1500
LIBRO FOLDING

- Sistema scorrevole a libro con cerniere a vista e fori nel vetro, completo di binario standard h=42 mm x L=64 mm e carrello con 4 ruote.
- Sliding folding door system with visible hinges and holes in glass, including standard rail h=42 mm x L=64 mm and carriage with 4 wheels.
- Faltschiebewandsystem mit sichtbaren Bändern und Glasbohrungen, komplett mit Standard-Laufschiene h=42 mm x L=64 mm und Laufwagen mit 4 Rädern.

PRICE LIST 01/15/B
▶ 142-143

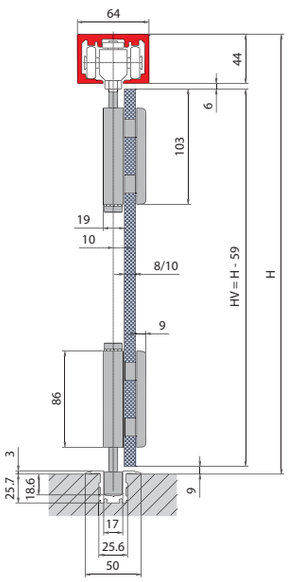

HV = H - 57

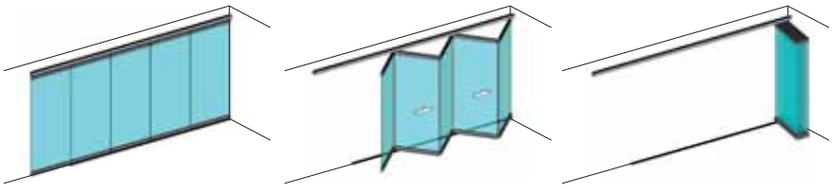

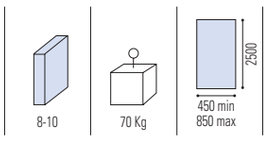

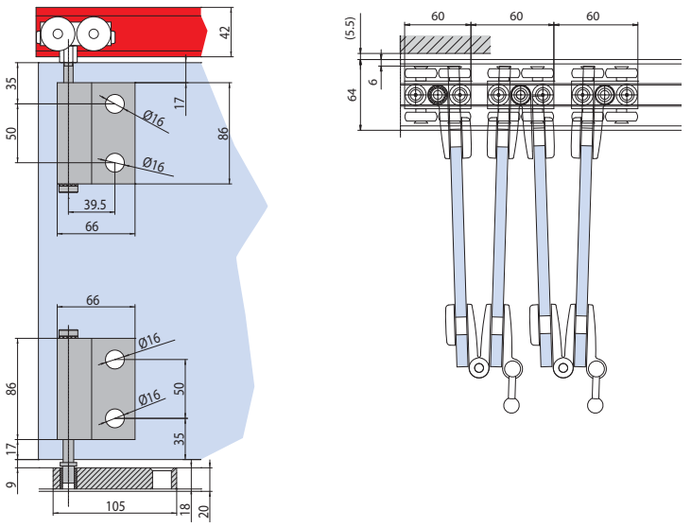

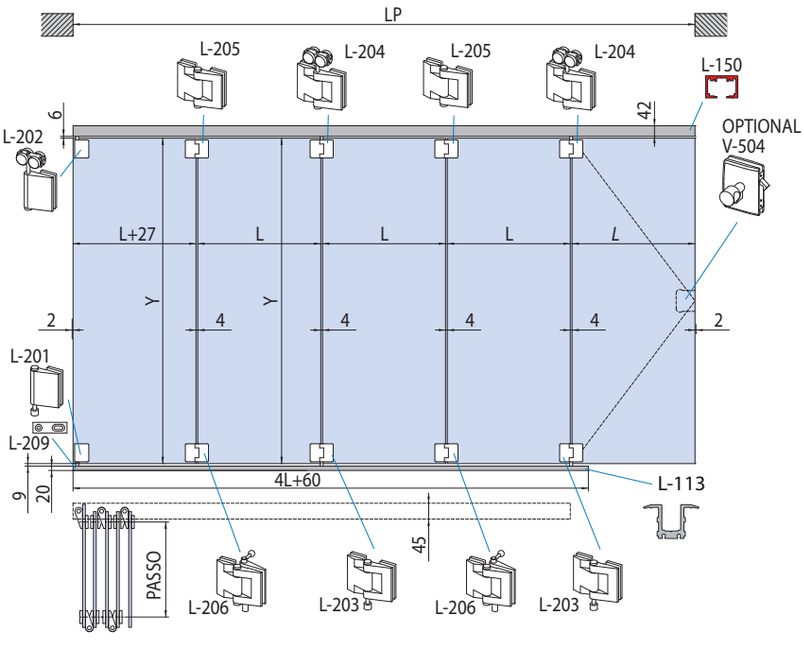

- **Calcolo vetro**
- **Calculation glass**
- **Glasberechnung**

N° ANTE PARI
EVEN NO. PANELS
GERADE FLÜGELANZAHL
At = 4 x N
X = LP - AT
X = (LxN) + (27x2)
L = (X-54) / N

N° ANTE DISPARI
ODD NO. PANELS
UNGERADE FLÜGELANZAHL
At = 4 x N
X = LP - AT
X = (LxN) + (27x2)
L = (X-27) / N

	L-1500 SET 1	ⒶⒹ
	L-1500 SET 2	ⒶⒷⒸ
	L-1500 SET 3	ⒶⒷⒷⒹ
	L-1500 SET 4	ⒶⒷⒷⒷⒸ
	L-1500 SET 5	ⒶⒷⒷⒷⒷⒹ

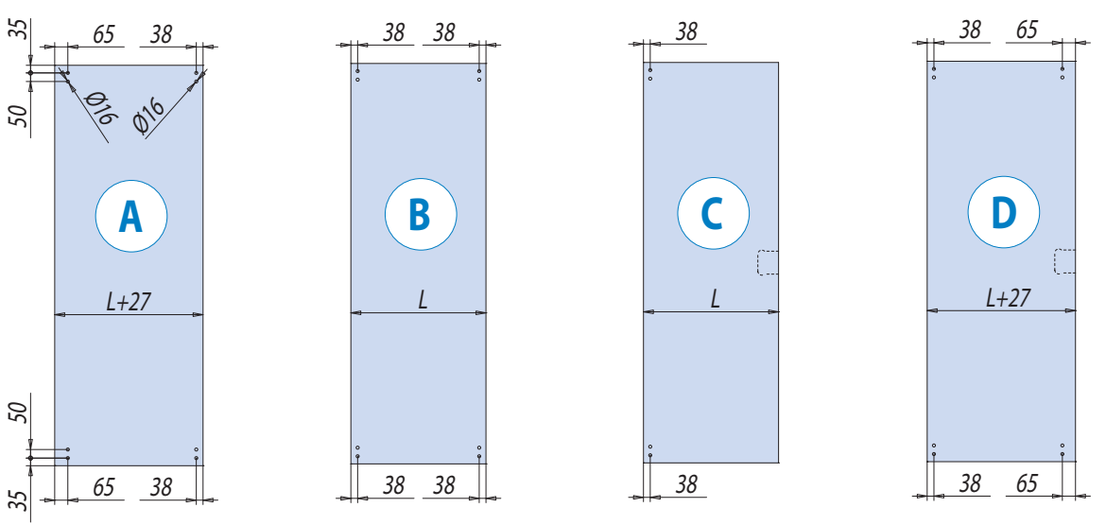

xla178 / xla226

AN	NS	At	N	LP	L = LV	H	HV
Alluminio anodizzato	Nickel satinato	Arie totali	Numero ante	Passaggio luce	Larghezza ante = Larghezza vetro	Altezza passaggio luce	Altezza vetro
Aluminium anodized	Satin nickel	Total clearances	Numbers panels	Clear opening width	Panel width = Glass width	Clear opening height	Glass height
Aluminium Silberfarbig	Ähnlich Edelstahl matt	Summe alle Abstände Glas/Wand	Anzahl der Elemente	Lichte Durchgangsbreite	Flügelbreite = Glasbreite	Lichte durchgangshöhe	Glashöhe

ACCESSORI PER SISTEMI A PARCHEGGIO E A LIBRO | ACCESSORIES FOR STACKING AND FOLDING SYSTEMS | ZUBEHÖR FALT-SCHIEBEWÄNDE SYSTEME

L-115

- Canalina a terra in alluminio, non incassata.
- Floor channel, floor installation, not recessed.
- Bodenführung ohne Bodenvorbereitung.

AN

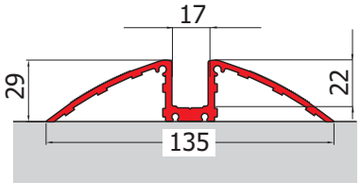

V-039

- Guarnizione con aletta per vetro 8-10 mm.
- Gasket with wing for glass 8-10 mm.
- Dichtung mit Lippe für glasdicke 8-10 mm.

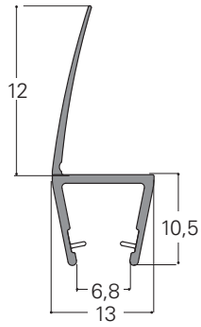

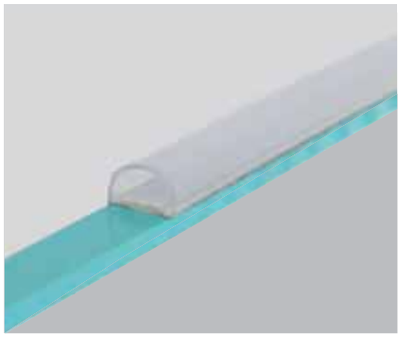

WRU-S60/40R

- Guarnizione neutra per vetro 8 mm con fissaggio adesivo.
- Neutral gasket for glass 8 mm with adhesive fixing.
- Dichtungsprofil für 8 mm Glaskante selbstklebend.

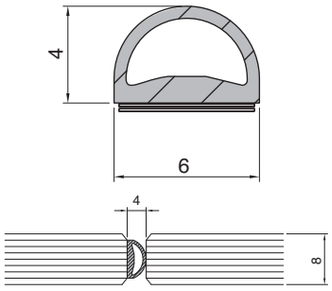

WRU-100/60Z

- Guarnizione neutra per vetro 10-12 mm con fissaggio adesivo.
- Neutral gasket for glass 10-12 mm with adhesive fixing.
- Dichtungsprofil für 10/12 mm Glaskante selbstklebend.

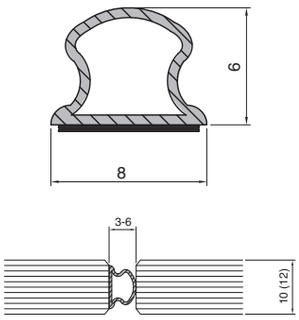

L-111

- Pozzetto eccentrico a pavimento.
- Eccentrical floor socket.
- Exzenterbuchse verstellbar.

CS



PRICE LIST 01/15/B ▶ 999

L-112

- Pozzetto eccentrico a pavimento con tappo antipolvere.
- Eccentrical floor socket with spring and dust cover.
- Exzenterbuchse verstellbar mit Schutzabdeckung.

CS

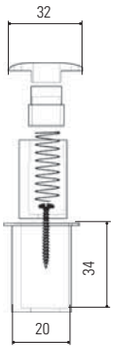

V-750 PZ

V-504

V-720 PZ

V-200 ECO

- Esempi di serrature possibili. Per altre serrature consultare il catalogo Metalglas.
- Examples of possible locks. For other locks models, check the Metalglas catalog.
- Beispiele von Schlössern. Für andere Schlösser siehe Metalglas Katalog.

SCORREVOLI A SOFFIETTO
SLIDING CENTER FOLDING SYSTEMS
FALT-SCHIEBEWANDSYSTEME

PA-260
CENTRAL FOLDING

- Sistema a soffietto con impacchettamento centrale fornito con profili a misura richiesta dal cliente, senza fori nel vetro né guida a terra, e completo di binario standard h=75 mm x L=70 mm e carrello con 8 ruote.
- Folding door system with central fold with profiles in sizes requested by the client, without holes in the glass and without bottom guide channel, and including rail h=75 mm x L=70 mm and carriage with 8 wheels.
- Faltschiebewandsystem mit mittiger Faltung, kundenspezifische Profile, ohne Glasbohrungen und Bodenführung, komplett mit Laufschiene h=75 mm x L=70 mm und Laufwagen mit 8 Rädern.

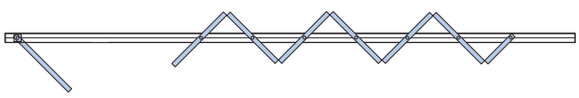

▶ C.48

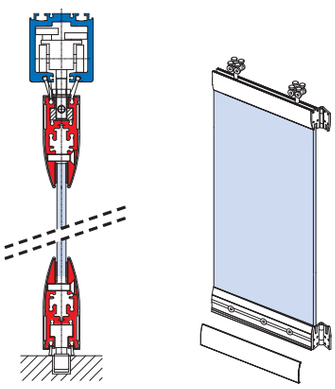

PA-460
CENTRAL FOLDING do-it-yourself

- Sistema modulare a soffietto con impacchettamento centrale completo di morsetti fermavetro (mm 250), veletta continua (mm 1200) da tagliare secondo necessità a cura del cliente, binario standard h=75 mm x L=70 mm e carrello con 8 ruote.
- Folding door system with central fold with glass fixing clamps (mm 250) and continuous covers (mm 1200) to be cut on the basis of client's requirements, and including standard rail standard h=75 mm x L=70 mm and carriage with 8 wheels.
- Faltschiebewandsystem mit mittiger Faltung, Glashalteklemmen (250 mm), kontinuierlicher Verkleidung (1200 mm) kundenspezifisch ablängbar, Standardlaufschiene h=75 mm x L=70 mm und Laufwagen mit 8 Rädern.

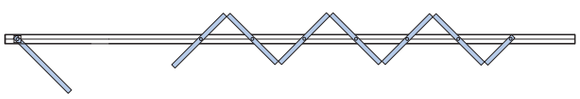

▶ C.52

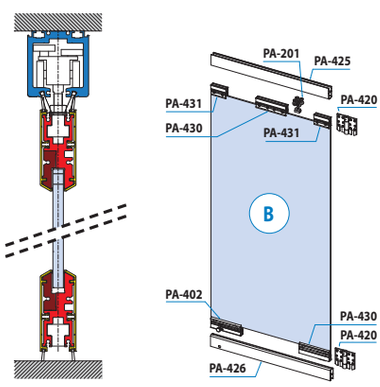

PA-560
CENTRAL FOLDING do-it-yourself

- Sistema a soffietto con profili fermavetro continui a misura standard (mm 1200) da tagliare secondo necessità a cura del cliente, completi di catenaccioli fermaanta a posizionamento esterno regolabile, binario h=42 mm x L=45 mm e carrello con 4 ruote.
- Folding door system with central fold, with continuous glass fixing profiles of a standard size (mm 1200) to be cut on the basis of client's requirements, comes equipped with an adjustable door holding latch positioned externally, including rail h=42 mm x L=45 mm and carriage with 4 wheels.
- Faltschiebewandsystem mit zentraler Faltung mit durchgehenden Glasleistenprofilen in Standardgröße (1200 mm) ablängbar, komplett mit äußeren einstellbaren Riegeln zur Flügelfeststellung, Laufschiene h=42 mm x L=45 mm und Laufwagen mit 4 Rädern.

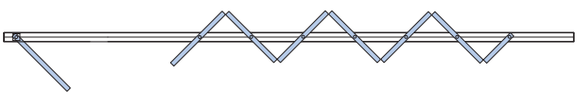

► C.56

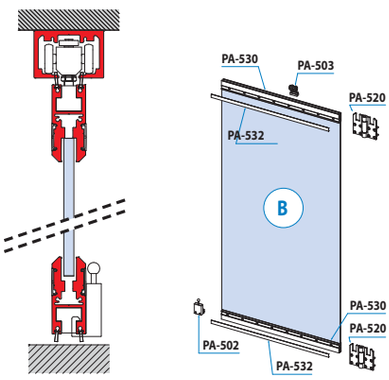

L-2500
CENTRAL FOLDING

- Sistema a soffietto con impacchettamento centrale, cerniere a vista e fori nel vetro, completo di binario standard h=42 mm x L=45 mm e carrello con 4 ruote.
- Centre folding system, visible hinges and holes in glass, including rail h=42 mm x L=45 mm and carriage with 4 wheels.
- Faltschiebewandsystem mit mittiger Faltung, mit sichtbaren Bändern und Glasbohrungen, komplett mit Laufschiene h=42 mm x L=45 mm und Laufwagen mit 4 Rädern.

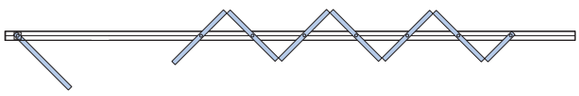

► C.60

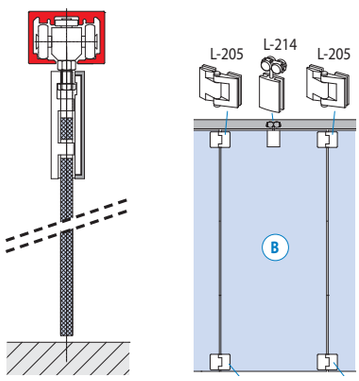

PA-260
CENTRAL FOLDING

- Sistema a soffietto con impacchettamento centrale fornito con profili a misura richiesta dal cliente, senza fori nel vetro né guida a terra, e completo di binario standard h=75 mm x L=70 mm e carrello con 8 ruote.
- Folding door system with central fold with profiles in sizes requested by the client, without holes in the glass and without bottom guide channel , and including rail h=75 mm x L=70 mm and carriage with 8 wheels.
- Faltschiebewandsystem mit mittiger Faltung, kundenspezifische Profile, ohne Glasbohrungen und Bodenführung, komplett mit Laufschiene h=75 mm x L=70 mm und Laufwagen mit 8 Rädern.

PRICE LIST 01/15/B
▶ 144-145

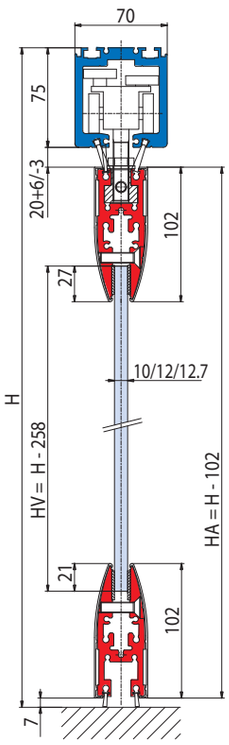

HV = H - 258
HA = H -102

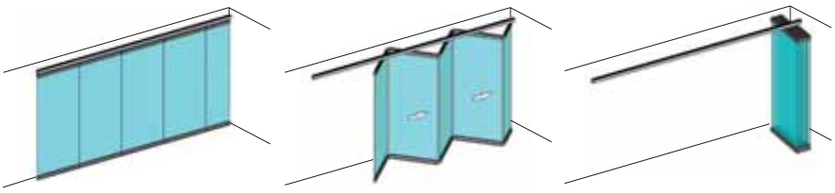

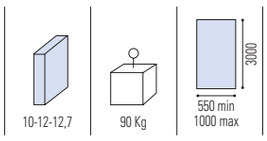

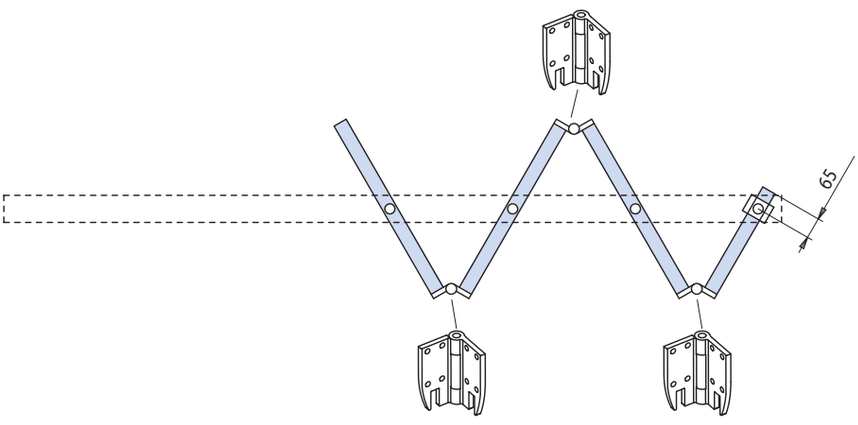

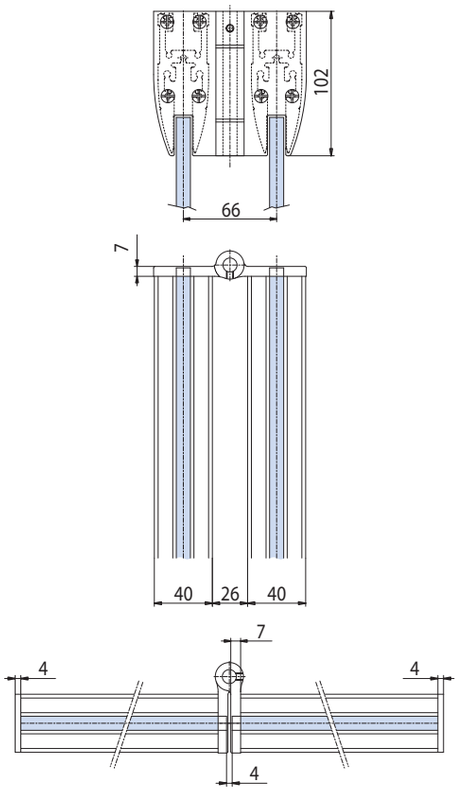

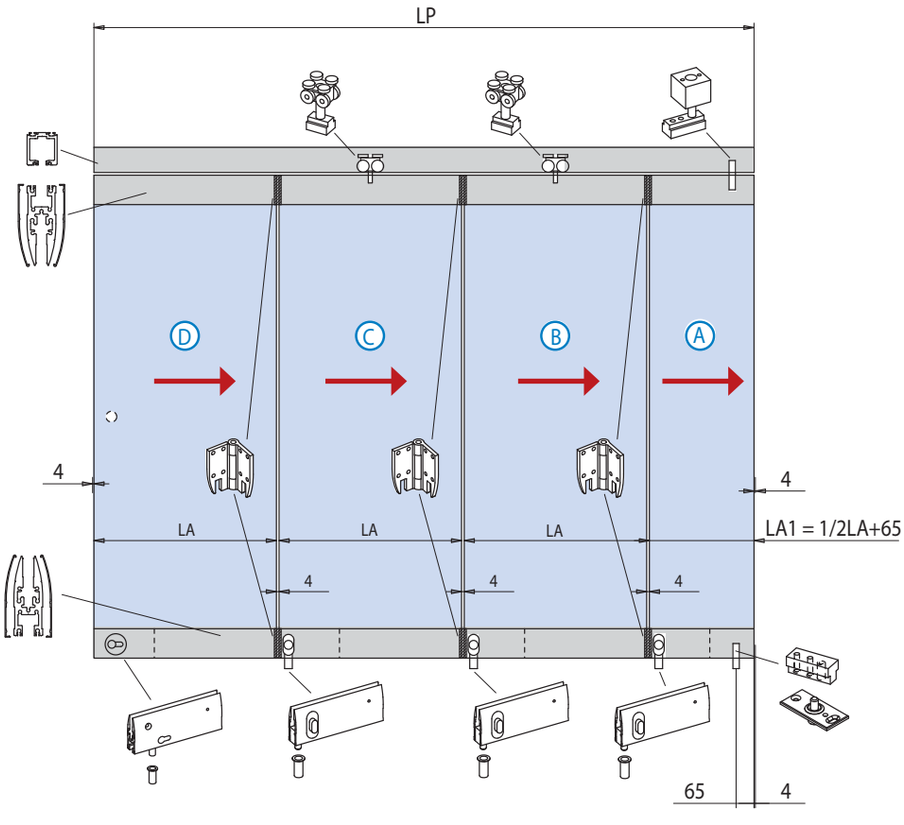

- **Calcolo vetro**
- **Calculation glass**
- **Glasberechnung**

At = 4 x (N + 1)
X = (N - 0,5) x LA + 65
X = N x LA
LA = LV = (X - 65) / (N-0,5)
LA1 = LV1 = ½LA + 65

Ⓐ
- Prima anta a libro
- First folding panel
- Erster Faltelement

ⒷⒸ
- Anta intermedia a libro
- Middle folding panel
- Mittiges Faltelement

Ⓓ
- Porta laterale a libro
- Lateral folding panel
- Dreh-Schiebeflügel

	PA-260 SET 2
	PA-260 SET 3
	PA-260 SET 4
	PA-260 SET 5
	PA-260 SET 6
	PA-260 SET 7

xla173 / xme295 / xla176b

AN	**At**	**N**	**LP**	**LA = LV**	**H**	**HV**	**HA**
Alluminio anodizzato	Arie totali	Numero ante	Passaggio luce	Larghezza ante = Larghezza vetro	Altezza passaggio luce	Altezza vetro	Altezza vetro
Aluminium anodized	Total clearances	Numbers panels	Clear opening width	Panel width = Glass width	Clear opening height	Glass height	Glass height
Aluminium Silberfarbig	Summe alle Abstände Glas/Wand	Anzahl der Elemente	Lichte Durchgangsbreite	Flügelbreite = Glasbreite	Lichte durchgangshöhe	Glashöhe	Glashöhe

PA-260

COMPONENTI | COMPONENTS | EINZELTEILE

PA-100

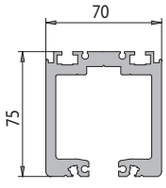

PA-113

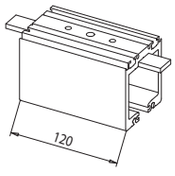

PA-201

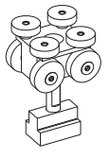

PA-205

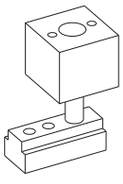

PA-206

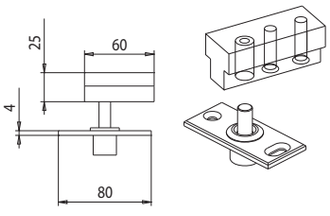

PA-220

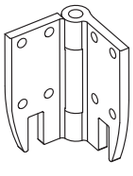

PA-215

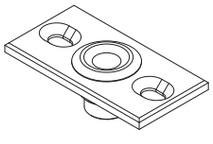

PA-211

PA-212

L-112-PA

- Pozzetti non inclusi nel set
- Floor sockets not included in set
- Bodenbuchse nicht in set enthalten

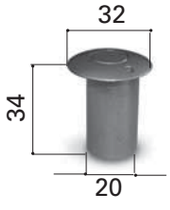

PA-203

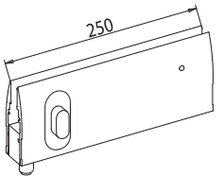

PA-204

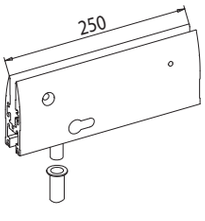

PA-207

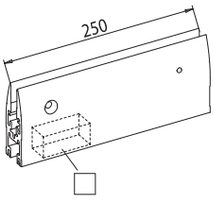

PA-208

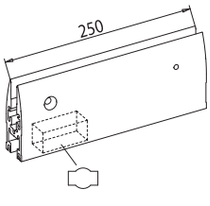

PA-209

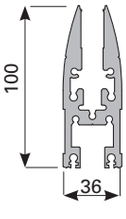

PA-210

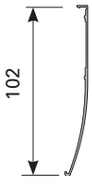

29 RISTORANTE

PA-460
CENTRAL FOLDING do-it-yourself

- Sistema modulare a soffietto con impacchettamento centrale completo di morsetti fermavetro (mm 250), veletta continua (mm 1200) da tagliare secondo necessità a cura del cliente, binario standard h=75 mm x L=70 mm e carrello con 8 ruote.
- Folding door system with central fold with glass fixing clamps (mm 250) and continuous covers (mm 1200) to be cut on the basis of client's requirements, and including standard rail standard h=75 mm x L=70 mm and carriage with 8 wheels.
- Faltschiebewandsystem mit mittiger Faltung, Glashalteklemmen(250 mm), kontinuierlicher Verkleidung (1200 mm) kundenspezifisch ablängbar, Standardlaufschiene h=75 mm x L=70 mm und Laufwagen mit 8 Rädern.

PRICE LIST 01/15/B
▶ 146

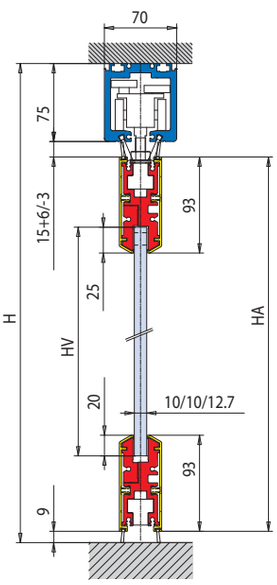

HV = H - 240
HA = H -100

- Vantaggi di una consegna più veloce e di un unico prodotto a magazzino per tutte le misure fino a 1200 mm.
- The advantage of this product is quick delivery and a unique product available in the warehouse for all sizes up to 1200 mm.
- Vorteile einer raschen Lieferung und eines einzigen lagermäßigen Produktes mit Abmessungen bis 1200 mm.

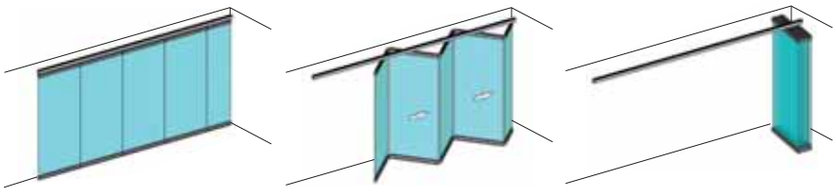

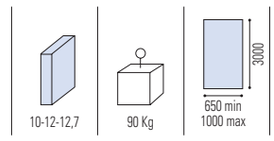

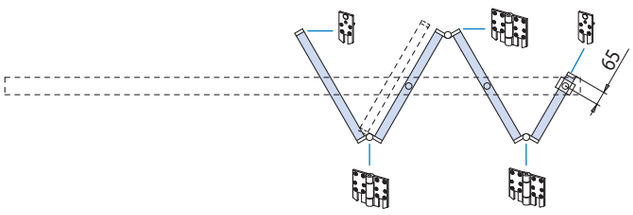

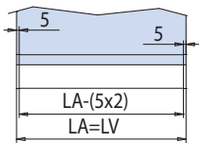

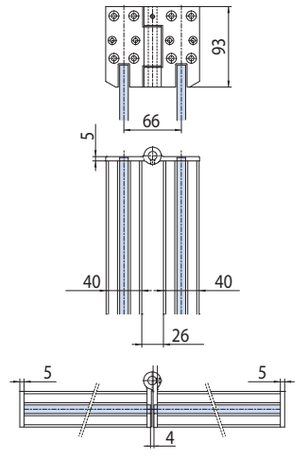

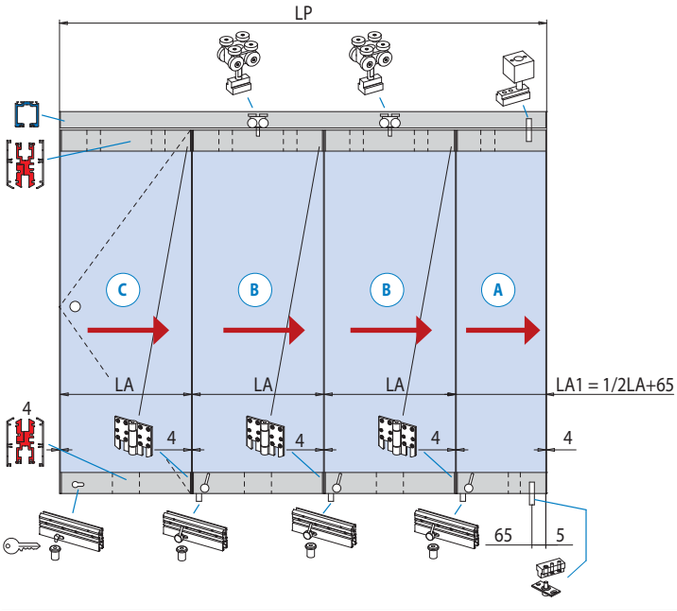

- **Calcolo vetro**
- **Calculation glass**
- **Glasberechnung**

At = 4 x (N + 1)
X = Lp - At
X = (N - 0,5) x LA + 65
LA = LV = (X - 65) / (N-0,5)
LA1 = LV1 = ½LA + 65

Ⓐ
- Prima anta a libro
- First folding panel
- Erster Faltelement

ⒷⒷ
- Anta intermedia a libro
- Middle folding panel
- Mittiges Faltelement

Ⓒ
- Ultima anta a libro
- Last folding panel
- Letzter flügel

PA-460 SET 2	ⒶⒹ
PA-460 SET 3	ⒶⒷⒸ
PA-460 SET 4	ⒶⒷⒷⒸ
PA-460 SET 5	ⒶⒷⒷⒷⒸ
PA-460 SET 6	ⒶⒷⒷⒷⒷⒸ

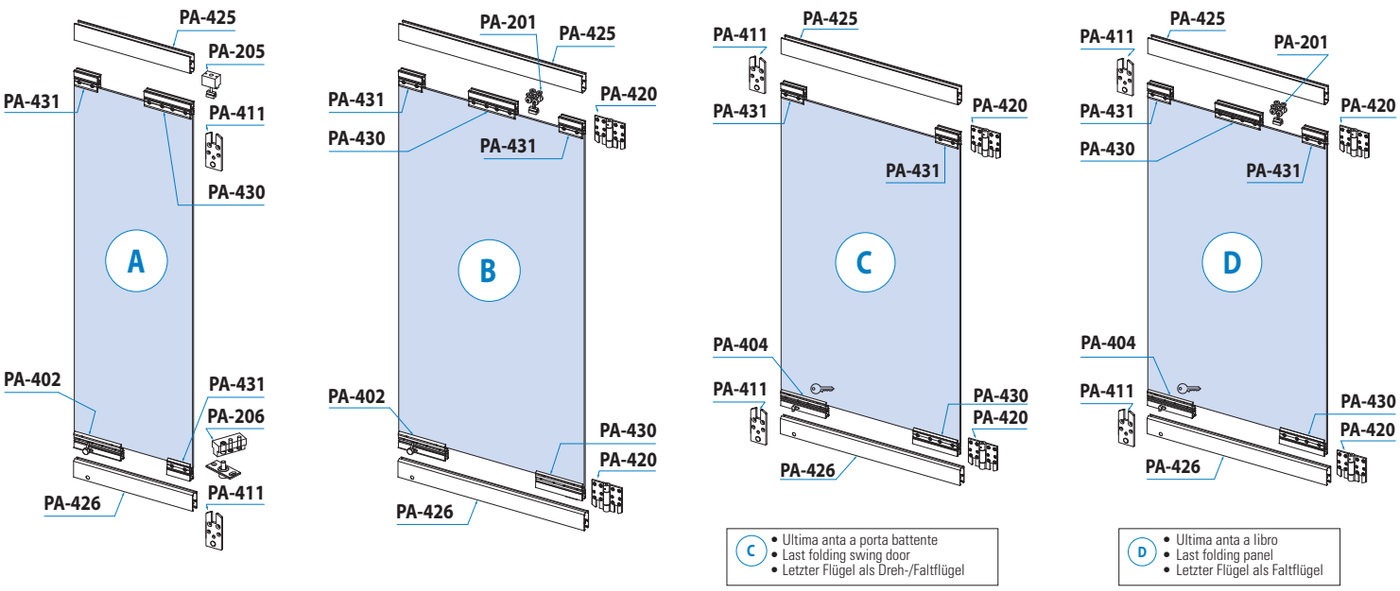

C
- Ultima anta a porta battente
- Last folding swing door
- Letzter Flügel als Dreh-/Faltflügel

D
- Ultima anta a libro
- Last folding panel
- Letzter Flügel als Faltflügel

xla334-1 / xla334h / xla334e

AN	At	N	LP	LA = LV	H	HV	HA
Alluminio anodizzato	Arie totali	Numero ante	Passaggio luce	Larghezza ante = Larghezza vetro	Altezza passaggio luce	Altezza vetro	Altezza vetro
Aluminium anodized	Total clearances	Numbers panels	Clear opening width	Panel width = Glass width	Clear opening height	Glass height	Glass height
Aluminium Silberfarbig	Summe alle Abstände Glas/Wand	Anzahl der Elemente	Lichte Durchgangsbreite	Flügelbreite = Glasbreite	Lichte durchgangshöhe	Glashöhe	Glashöhe

PA-460

COMPONENTI | COMPONENTS | EINZELTEILE



PA-100

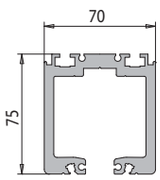

PA-113

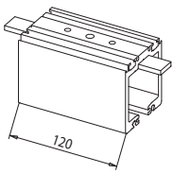

PA-201

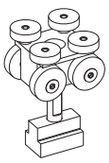

PA-205

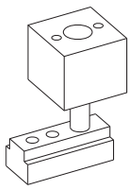

PA-206

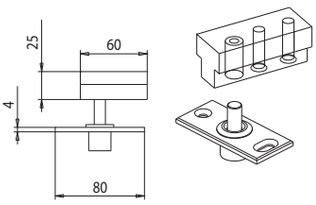

PA-420

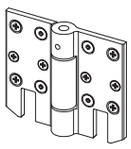

PA-411

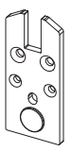

L-112-PA

- Pozzetti non inclusi nel set
- Floor sockets not included in set
- Bodenbuchse nicht in set enthalten

PA-402

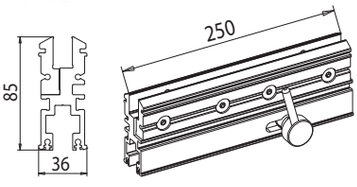

PA-430

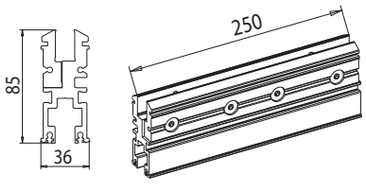

PA-431

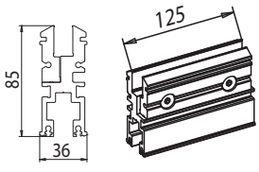

PA-408

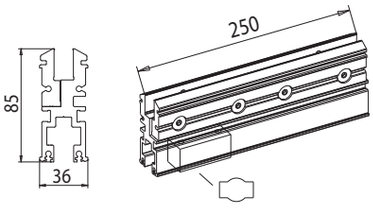

PA-407

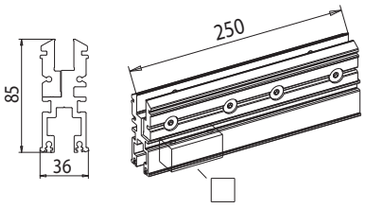

PA-404

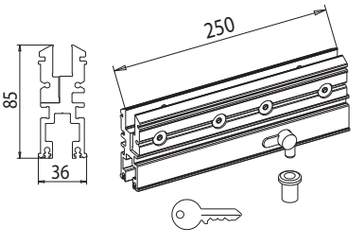

PA-426

- Da tagliare (cliente)
- Adjust the length
- Beliebig Kürzbar

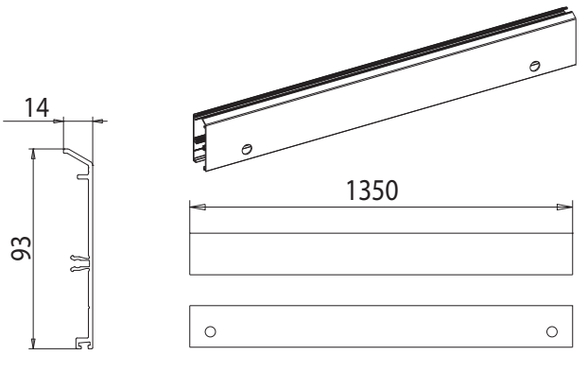

PA-425

- Da tagliare (cliente)
- Adjust the length
- Beliebig Kürzbar

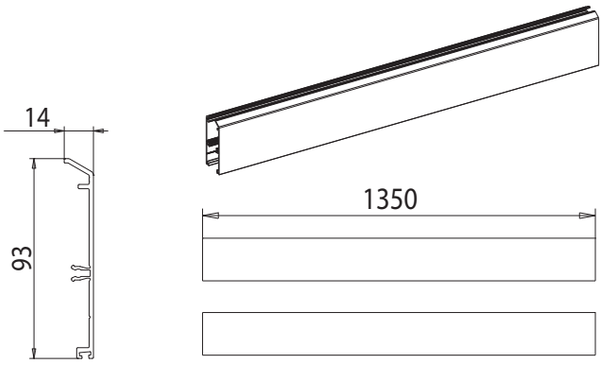

PA-560
CENTRAL FOLDING do-it-yourself

- Sistema a soffietto con profili fermavetro continui a misura standard (mm 1200) da tagliare secondo necessità a cura del cliente, completi di catenaccioli fermaanta a posizionamento esterno regolabile, binario h=44 mm x L=64 mm e carrello con 4 ruote.
- Folding door system with central fold, with continuous glass fixing profiles of a standard size (mm 1200) to be cut on the basis of client's requirements, comes equipped with an adjustable door holding latch positioned externally, including rail h=44 mm x L=64 mm and carriage with 4 wheels.
- Faltschiebewandsystem mit zentraler Faltung mit durchgehenden Glasleistenprofilen in Standardgröße (1200 mm) ablängbar, komplett mit äußeren einstellbaren Riegeln zur Flügelfeststellung, Laufschiene h=44 mm x L=64 mm und Laufwagen mit 4 Rädern.

PRICE LIST 01/15/B
▶ 147

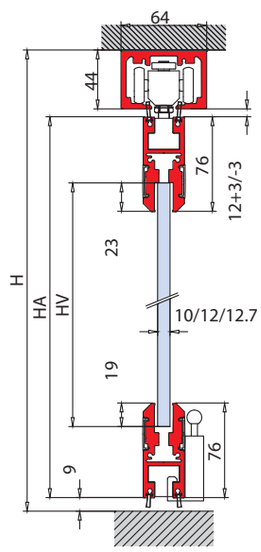

HV = H - 173
HA = H -63

- Vantaggi di una consegna più veloce e di un unico prodotto a magazzino per tutte le misure fino a 1200 mm.
- The advantage of this product is quick delivery and a unique product available in the warehouse for all sizes up to 1200 mm.
- Vorteile einer raschen Lieferung und eines einzigen lagermäßigen Produktes mit Abmessungen bis 1200 mm.

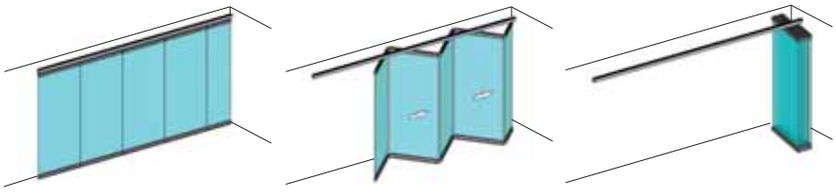

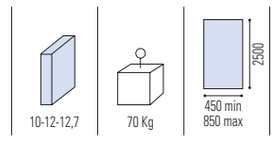

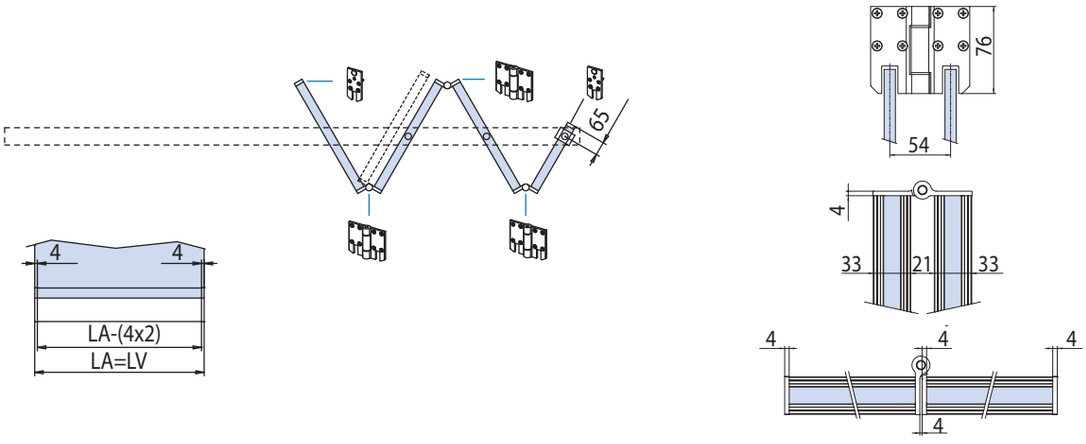

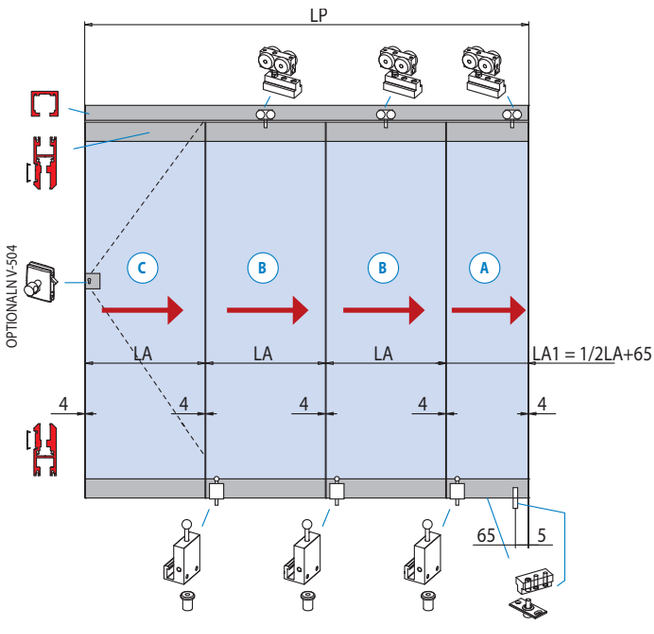

- **Calcolo vetro**
- **Calculation glass**
- **Glasberechnung**

At = 4 x (N + 1)
X = Lp - At
X = (N - 0,5) x LA + 65
LA = LV = (X - 65) / (N-0,5)
LA1 = LV1 = ½LA + 65

Ⓐ
- Prima anta a libro
- First folding panel
- Erster Faltelement

ⒷⒷ
- Anta intermedia a libro
- Middle folding panel
- Mittiges Faltelement

Ⓒ
- Ultima anta a libro
- Last folding panel
- Letzter flügel

PA-560 SET 1	ⒶⒹ
PA-560 SET 2	ⒶⒷⒸ
PA-560 SET 3	ⒶⒷⒷⒸ
PA-560 SET 4	ⒶⒷⒷⒷⒸ
PA-560 SET 5	ⒶⒷⒷⒷⒷⒸ

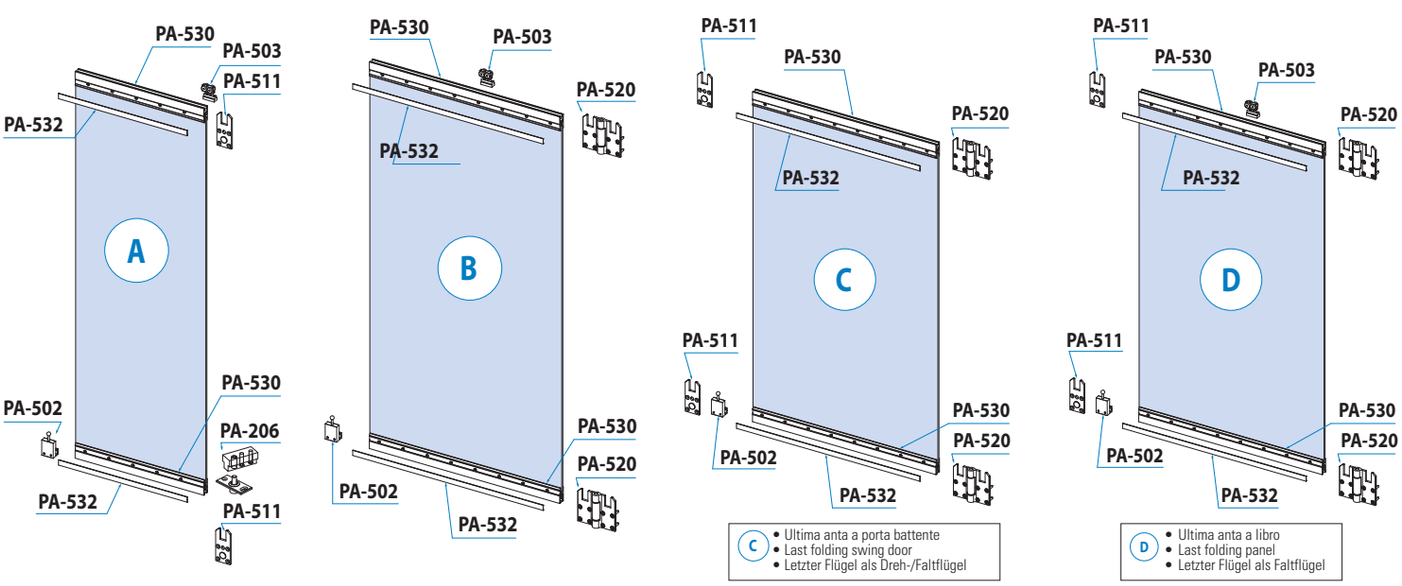

xla342f-new / xla342f-1 / xla342h

AN	At	N	LP	LA = LV	H	HV	HA
Alluminio anodizzato	Arie totali	Numero ante	Passaggio luce	Larghezza ante = Larghezza vetro	Altezza passaggio luce	Altezza vetro	Altezza vetro
Aluminium anodized	Total clearances	Numbers panels	Clear opening width	Panel width = Glass width	Clear opening height	Glass height	Glass height
Aluminium Silberfarbig	Summe alle Abstände Glas/Wand	Anzahl der Elemente	Lichte Durchgangsbreite	Flügelbreite = Glasbreite	Lichte durchgangshöhe	Glashöhe	Glashöhe

PA-560

COMPONENTI | COMPONENTS | EINZELTEILE

L-150

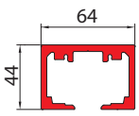

PA-503

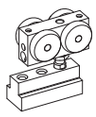

PA-206

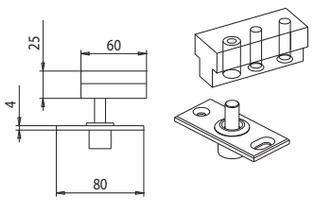

PA-502

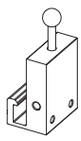

PA-509

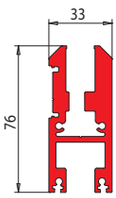

PA-510

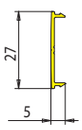

PA-520

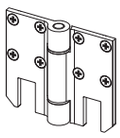

PA-511

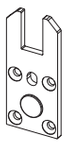

L-112-PA

- Pozzetti non inclusi nel set
- Floor sockets not included in set
- Bodenbuchse nicht in set enthalten

PA-530

- Da tagliare (cliente)
- Adjust the length
- Beliebig Kürzbar

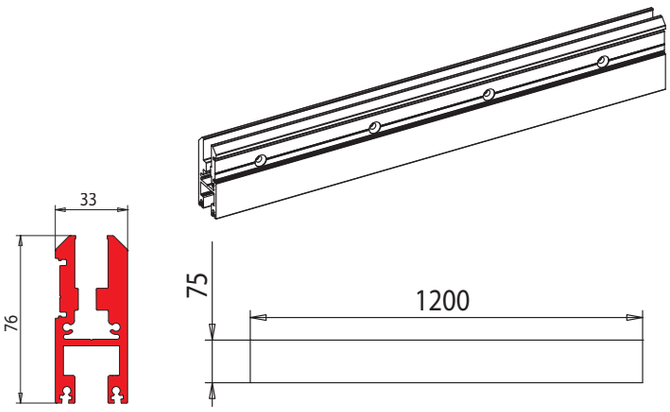

PA-532

- Da tagliare (cliente)
- Adjust the length
- Beliebig Kürzbar

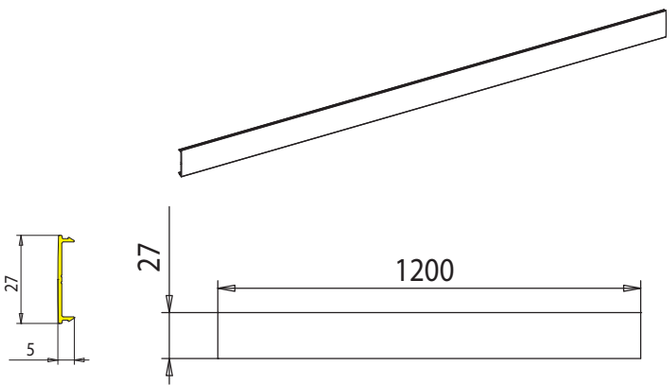

L-2500
SOFFIETTO CENTRAL FOLDING

- Sistema a soffietto con impacchettamento centrale, cerniere a vista e fori nel vetro, completo di binario standard h=44 mm x L=64 mm e carrello con 4 ruote.
- Centre folding system, visible hinges and holes in glass, including rail h=44 mm x L=64 mm and carriage with 4 wheels.
- Faltschiebewandsystem mit mittiger Faltung, mit sichtbaren Bändern und Glasbohrungen, komplett mit Laufschiene h=44 mm x L=64 mm und Laufwagen mit 4 Rädern.

PRICE LIST 01/15/B
▶ 142-143

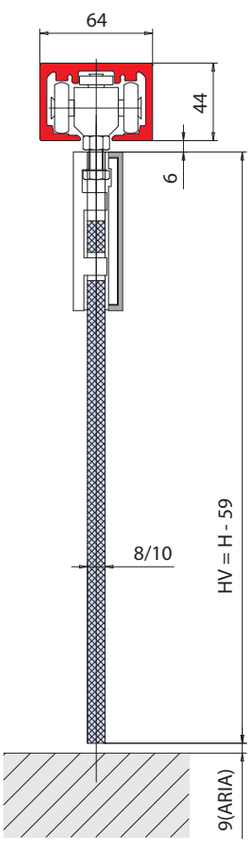

HV = H - 57

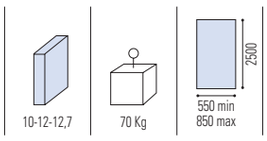

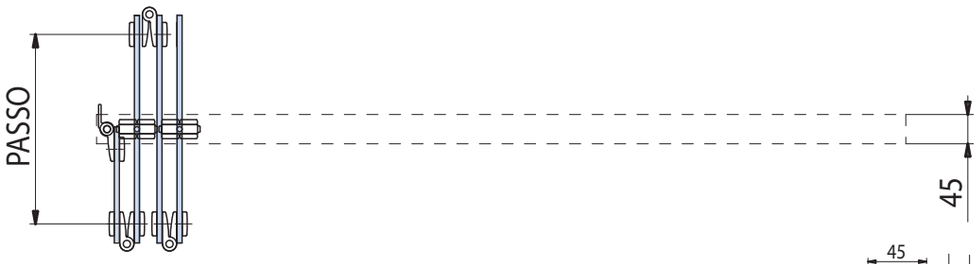

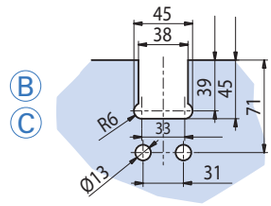

L-112-PA
- Pozzetti non inclusi nel set
- Floor sockets not included in set
- Bodenbuchse nicht in set enthalten

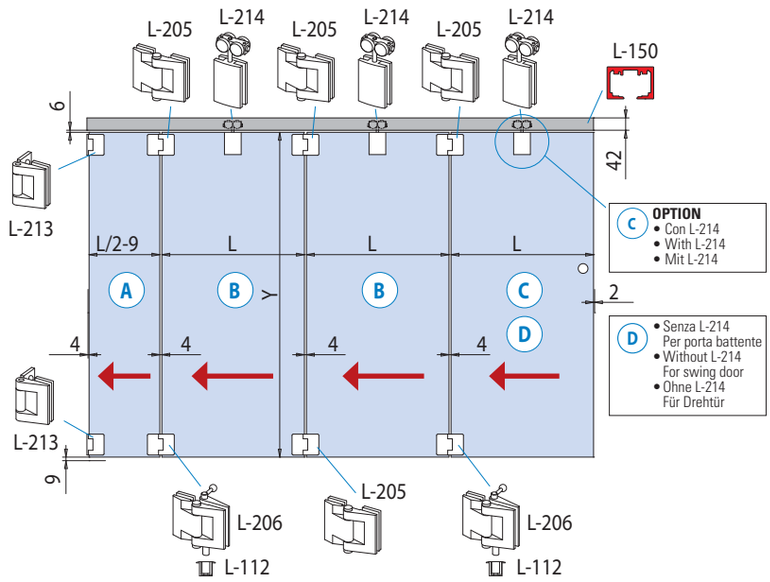

- **Calcolo vetro**
- **Calculation glass**
- **Glasberechnung**

At = 4 x (N + 2)
X = Lp - At
X = (L/2 - 9) + L x (N-1)
L = (X + 9) / (N-0,5)

Ⓐ
- Prima anta a libro
- First folding panel
- Erster Faltelement

ⒷⒷ
- Anta intermedia a libro
- Middle folding panel
- Mittiges Faltelement

ⒸⒹ
- Ultima anta a libro
- Last folding panel
- Letzter flügel

LA-2500 SET 1	ⒶⒸ	
LA-2500 SET 2	ⒶⒷ	ⒸⒹ option
LA-2500 SET 3	ⒶⒷⒷ	ⒸⒹ option
LA-2500 SET 4	ⒶⒷⒷⒷ	ⒸⒹ option
LA-2500 SET 5	ⒶⒷⒷⒷⒷ	ⒸⒹ option

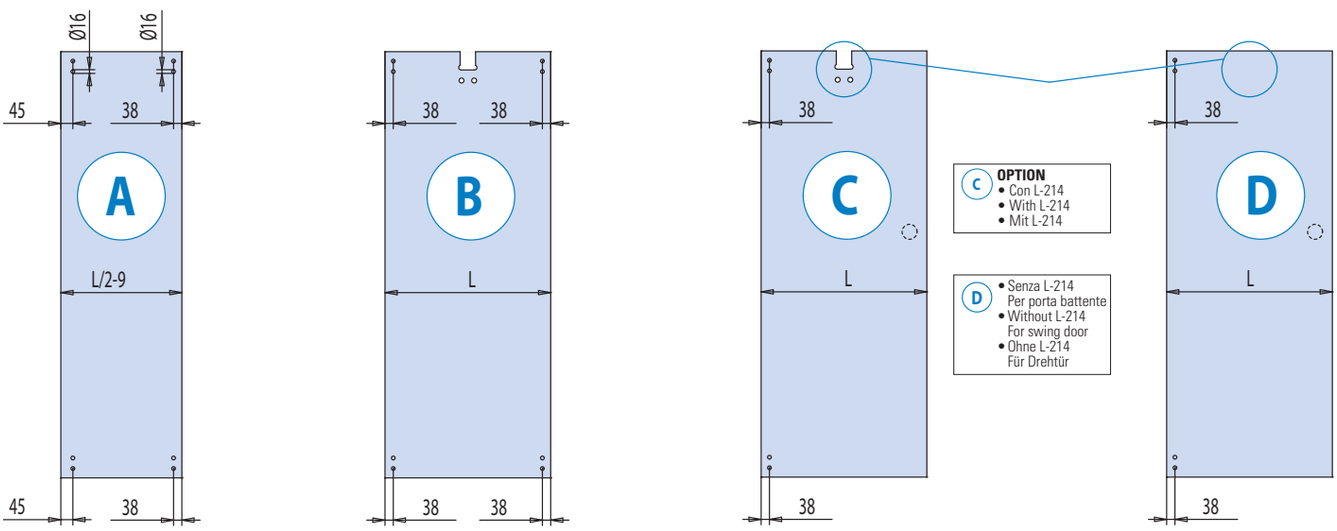

xla182 / xla182-0

AN	At	N	LP	LA = LV	H	HV
Alluminio anodizzato	Arie totali	Numero ante	Passaggio luce	Larghezza ante = Larghezza vetro	Altezza passaggio luce	Altezza vetro
Aluminium anodized	Total clearances	Numbers panels	Clear opening width	Panel width = Glass width	Clear opening height	Glass height
Aluminium Silberfarbig	Summe alle Abstände Glas/Wand	Anzahl der Elemente	Lichte Durchgangsbreite	Flügelbreite = Glasbreite	Lichte durchgangshöhe	Glashöhe

BALCONGLAS FALCE

BALCONGLAS FALCINO

- Sistema con canalina.
- Systems with bottom guide.
- System mit Bodenführung.

▶ C.64

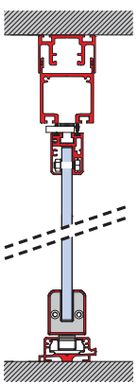

BALCONGLAS FALCINO PARK

- Sistema senza la guida a terra.
- Systems without bottom guide.
- System ohne Bodenführung.

▶ C.66

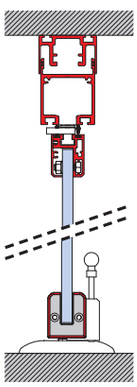

BG-150 BALCONGLAS FALCE VETROCAMERA

- Sistema con canalina.
- Systems with bottom guide.
- System mit Bodenführung.

▶ C.68

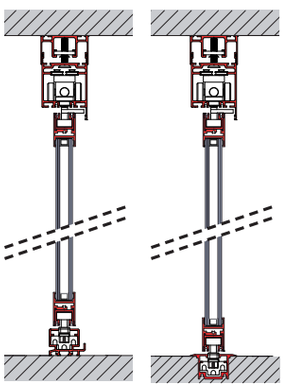

BG-150
BALCONGLAS PARK FALCE VETROCAMERA

- Sistema senza la guida a terra.
- Systems without bottom guide.
- System ohne Bodenführung.

▶ C.70

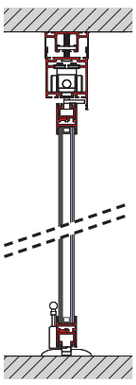

BGF
BALCONGLAS FALCE

- Sistema con canalina.
- Systems with bottom guide.
- System mit Bodenführung.

▶ C.72

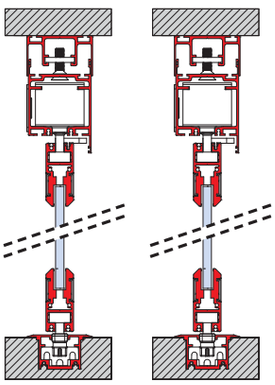

BGF
BALCONGLAS PARK FALCE

- Sistema senza canalina.
- Systems without bottom guide.
- System ohne Bodenführung.

▶ C.74

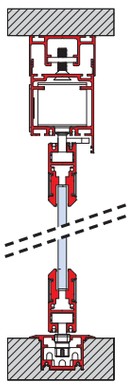

BALCONGLAS FALCINO

SISTEMA CON CANALINA | SYSTEMS WITH BOTTOM GUIDE | SYSTEM MIT BODENFÜHRUNG



- **SISTEMA CON CANALINA:**
  sistema a pannelli mobili in vetro, impacchettabili senza la baia di parcheggio, con guida a terra, con profili anta con fori nel vetro.
- **SYSTEMS WITH BOTTOM GUIDE:**
  mobile glass panel system, with guide channel and without parking bay, panels provided in dimensions requested by the client, with holes in the glass.
- **SYSTEM MIT BODENFÜHRUNG:**
  system mit beweglichen glasmodulen, mit bodenführung und ohne parkraum, mit kundenspezifischen flügelprofilen und mit glasbohrungen.

PRICE LIST NEWS 2017

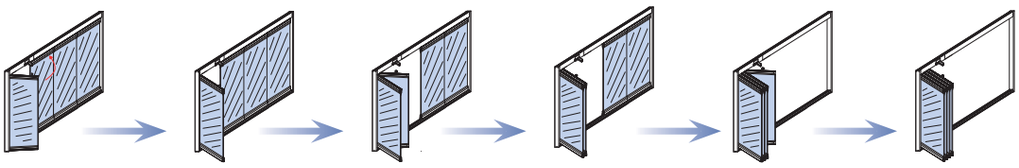

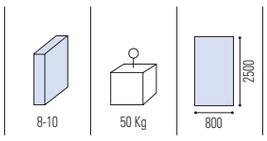

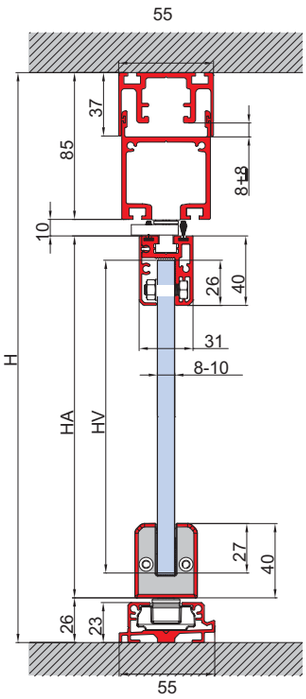

HV = H-150

- **Lavorazione vetro**
- **Glass preparation**
- **Glasbearbeitung**

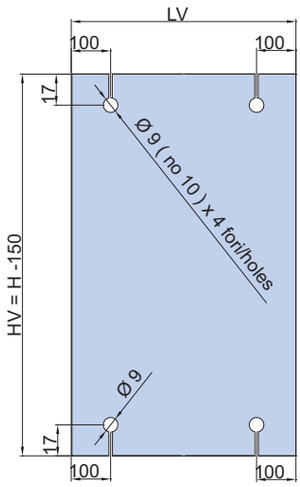

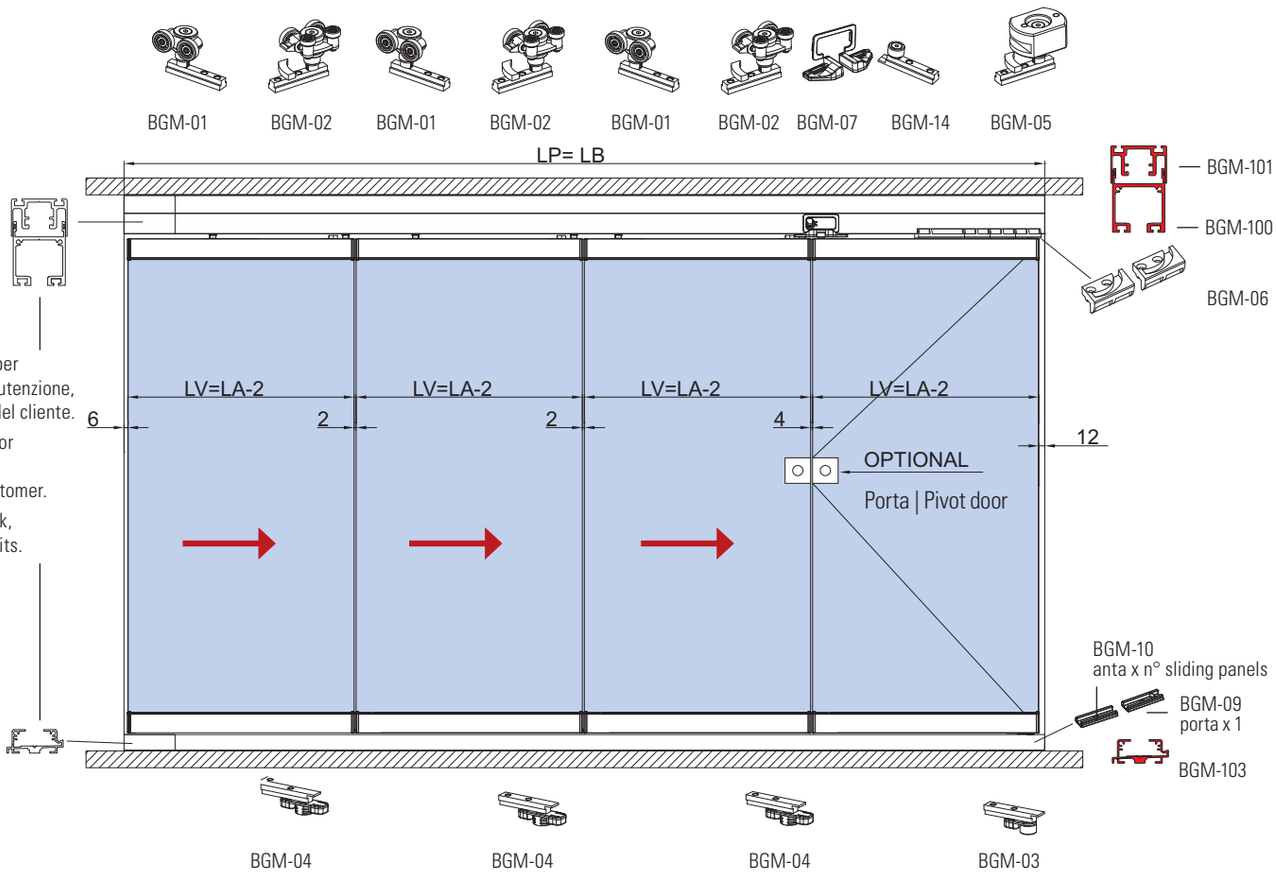

xme429

AN	**At**	**N**	**LP**	**LA**	**LV**	**H**	**HV**
Alluminio anodizzato	Arie totali	Numero ante	Luce larghezza passaggio totale	Larghezza ante	L arghezza vetro	Altezza passaggio luce	Altezza vetro
Aluminium anodized	Total clearances	Numbers panels	Clear opening width	Panel width	Glass width	Clear opening heigh	Glass height
Aluminium Silberfarbig	Summe alle Abstände Glas/Wand	Anzahl der Elemente	Lichte Durchgangsbreite	Flügelbreite	Glasbreite	Lichte Durchgangshöne	Glashöhe

BALCONGLAS FALCINO PARK

SISTEMA SENZA CANALINA | SYSTEMS WITHOUT BOTTOM GUIDE | SYSTEM OHNE BODENFÜHRUNG

- **SISTEMA SENZA LA GUIDA A TERRA:**
  Sistema a pannelli mobili in vetro, impacchettabili senza la baia di parcheggio.
- **SYSTEMS WITHOUT BOTTOM GUIDE:**
  Mobile glass panel system, without parking bay.
- **SYSTEM OHNE BODENFÜHRUNG:**
  System mit beweglichen Glasmodulen, ohne Parkraum.

PRICE LIST NEWS 2017

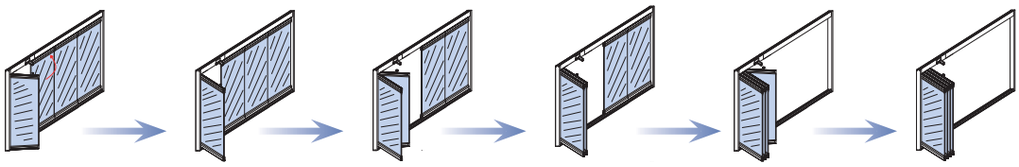

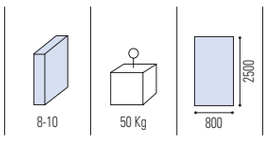

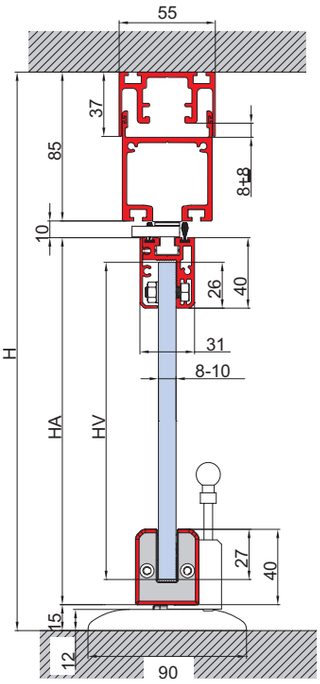

HV = H-138

- **Lavorazione vetro**
- **Glass preparation**
- **Glasbearbeitung**

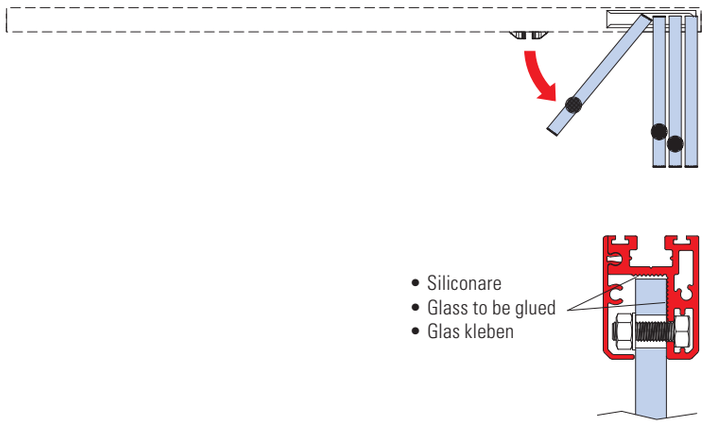

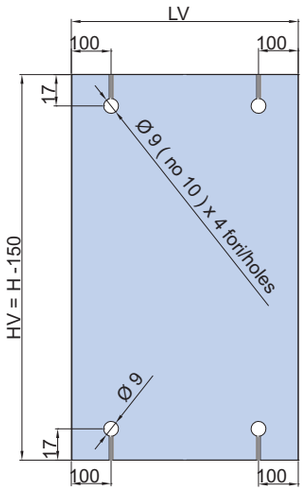

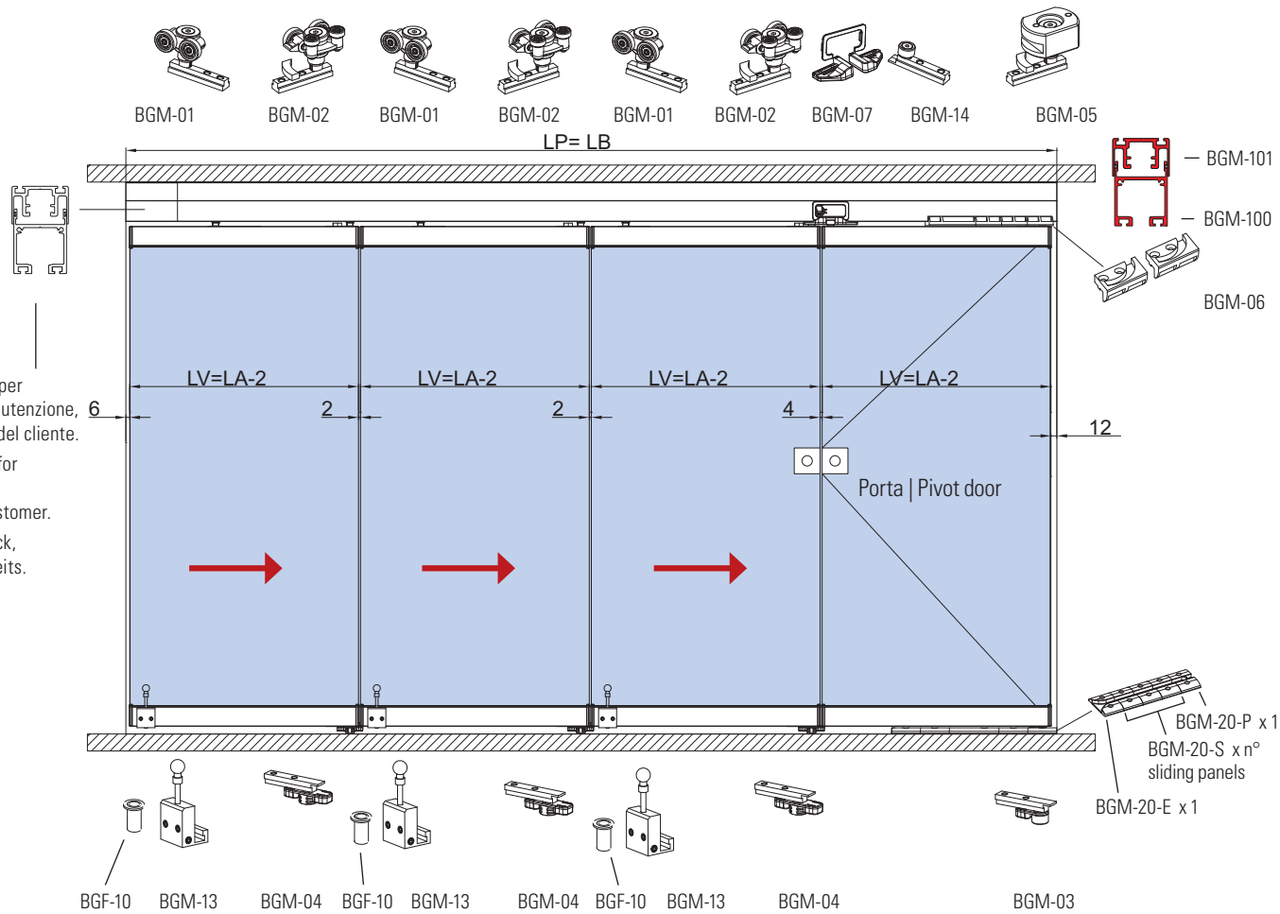

xme429

AN	**At**	**N**	**LP**	**LA**	**LV**	**H**	**HV**
Alluminio anodizzato	Arie totali	Numero ante	Luce larghezza passaggio totale	Larghezza ante	L arghezza vetro	Altezza passaggio luce	Altezza vetro
Aluminium anodized	Total clearances	Numbers panels	Clear opening width	Panel width	Glass width	Clear opening heigh	Glass height
Aluminium Silberfarbig	Summe alle Abstände Glas/Wand	Anzahl der Elemente	Lichte Durchgangsbreite	Flügelbreite	Glasbreite	Lichte Durchgangshöne	Glashöhe

BG-150
BALCONGLAS FALCE VETROCAMERA
SISTEMA CON CANALINA | SYSTEMS WITH BOTTOM GUIDE | SYSTEM MIT BODENFÜHRUNG

NEW

PATENT PENDING

- **SISTEMA CON CANALINA:**
  Sistema a pannelli mobili in vetro, impacchettabili senza la baia di parcheggio, con guida a terra.
- **SYSTEMS WITH BOTTOM GUIDE:**
  Mobile glass panel system, with guide channel and without parking bay.
- **SYSTEM MIT BODENFÜHRUNG:**
  System mit beweglichen Glasmodulen, mit Bodenführung und ohne Parkraum.

PRICE LIST NEWS 2017

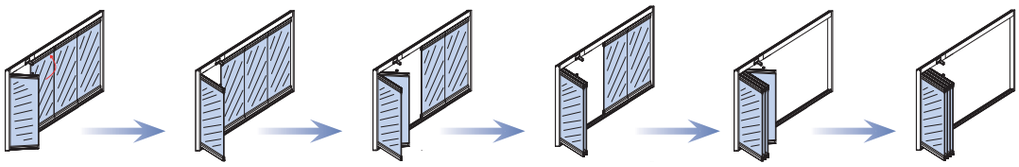

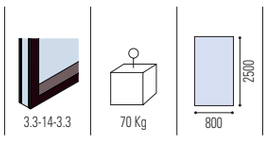

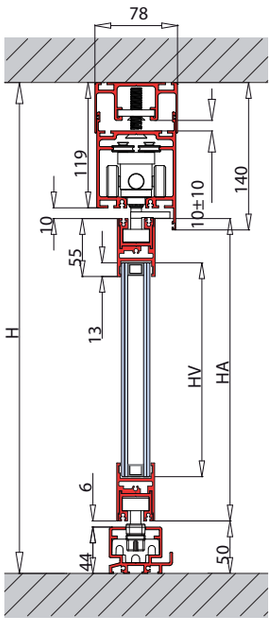

HV = H-263

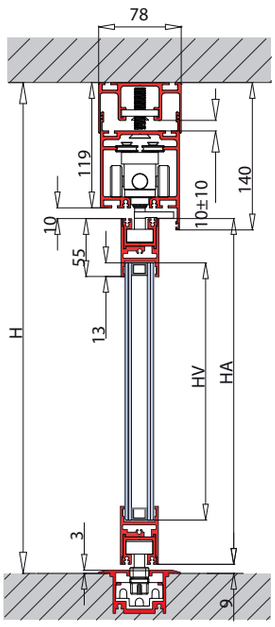

HV = H-222

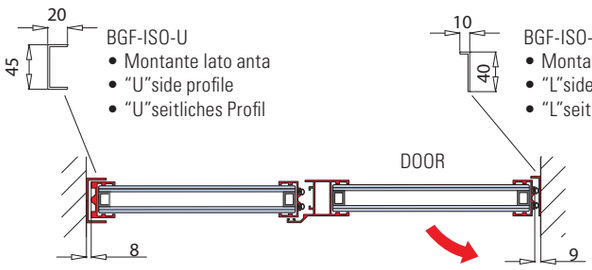

- Con i montanti calcolare 6 mm in più di aria.
- With side profiles to calculate 6 mm extra clearances.
- Mit seitlicher Profile 6 mm extra Spalt zu berechnen.

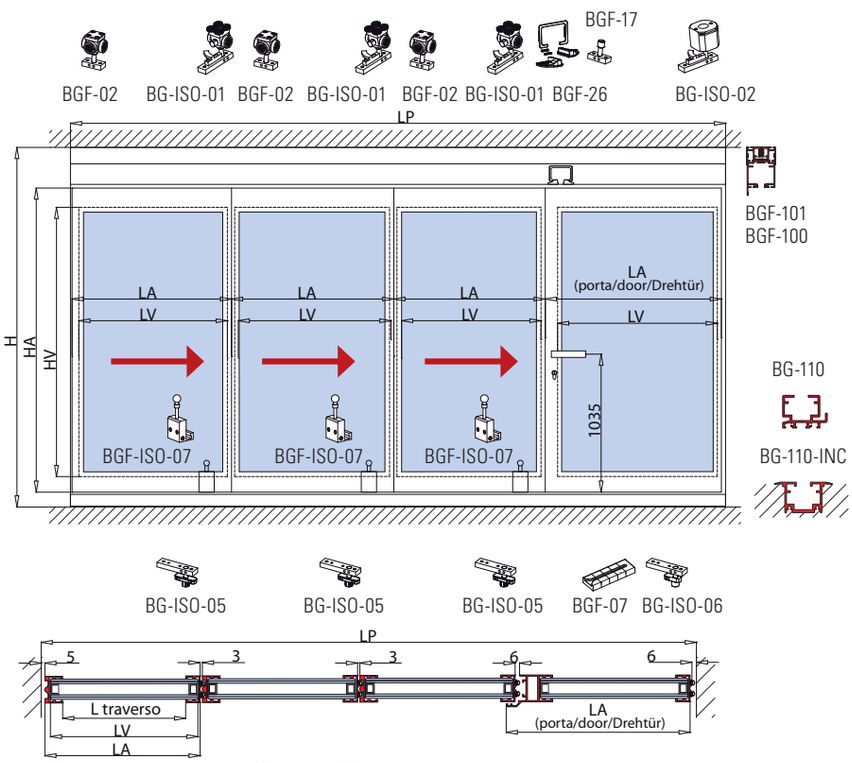

- Vetro consigliato 3.3-14-3.3.
- Suggested glass thickness 3.3-14-3.3.
- Empfohlene Glasdicke 3.3-14-3.3.

- Lavorazione montante porta per serratura.
- Vertical door Profile preparation for Lock.
- Drehtür Profil Bearbeitung für Schloss.

- Lavorazione montante anta per contro-serratura.
- Vertical sliding panel preparation for Lock's strike plate.
- Shiebeflügel Profil Bearbeitung für Schliessblech.

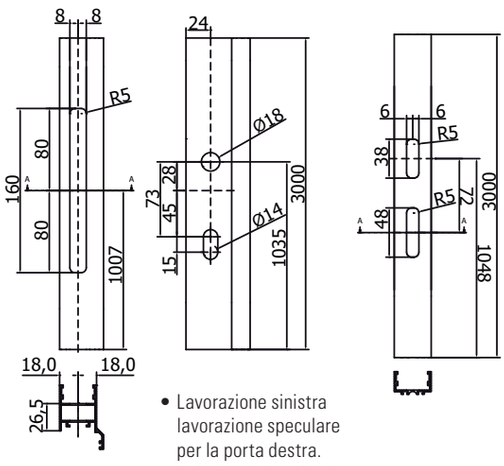

- Lavorazione sinistra lavorazione speculare per la porta destra.
- Left. For right reflecting preparation.
- Links. Für Rechts Spiegelbildlich Bearbeitung.

xme426

AN	At	N	LP	LA	LV	H	HV
Alluminio anodizzato Aluminium anodized Aluminium Silberfarbig	Arie totali Total clearances Summe alle Abstände Glas/Wand	Numero ante Numbers panels Anzahl der Elemente	Luce larghezza passaggio totale Clear opening width Lichte Durchgangsbreite	Larghezza ante Panel width Flügelbreite	L arghezza vetro Glass width Glasbreite	Altezza passaggio luce Clear opening heigh Lichte Durchgangshöne	Altezza vetro Glass height Glashöhe

BG-150
BALCONGLAS PARK FALCE VETROCAMERA
SISTEMA SENZA CANALINA | SYSTEMS WITHOUT BOTTOM GUIDE | SYSTEM OHNE BODENFÜHRUNG



- **SISTEMA SENZA GUIDA A TERRA:**
  Sistema a pannelli mobili in vetro, impacchettabili senza la baia di parcheggio.
- **SYSTEMS WITHOUT BOTTOM GUIDE:**
  Mobile glass panel system, without parking bay.
- **SYSTEM OHNE BODENFÜHRUNG:**
  System mit beweglichen Glasmodulen, ohne Parkraum.

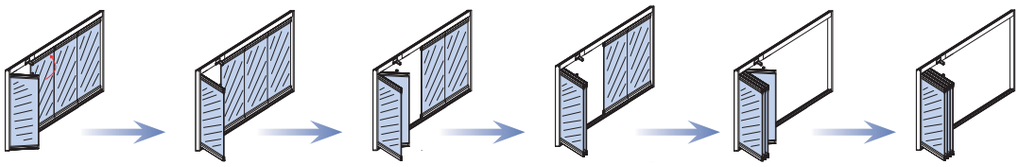

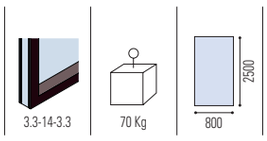

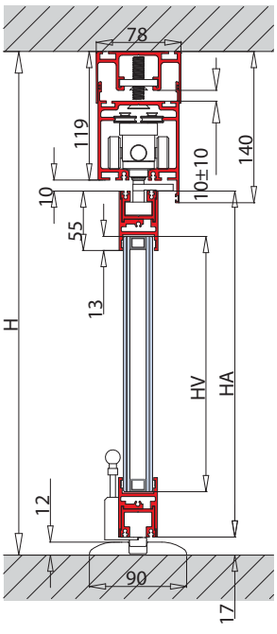

HV = H-230

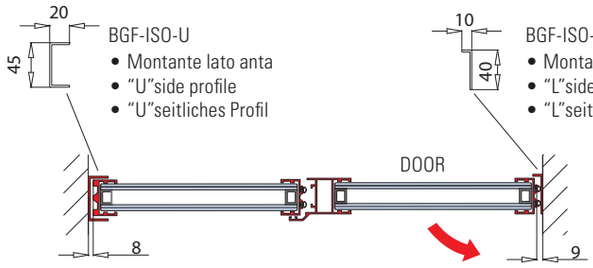

- Con i montanti calcolare 6 mm in più di aria.
- With side profiles to calculate 6 mm extra clearances.
- Mit seitlicher Profile 6 mm extra Spalt zu berechnen.

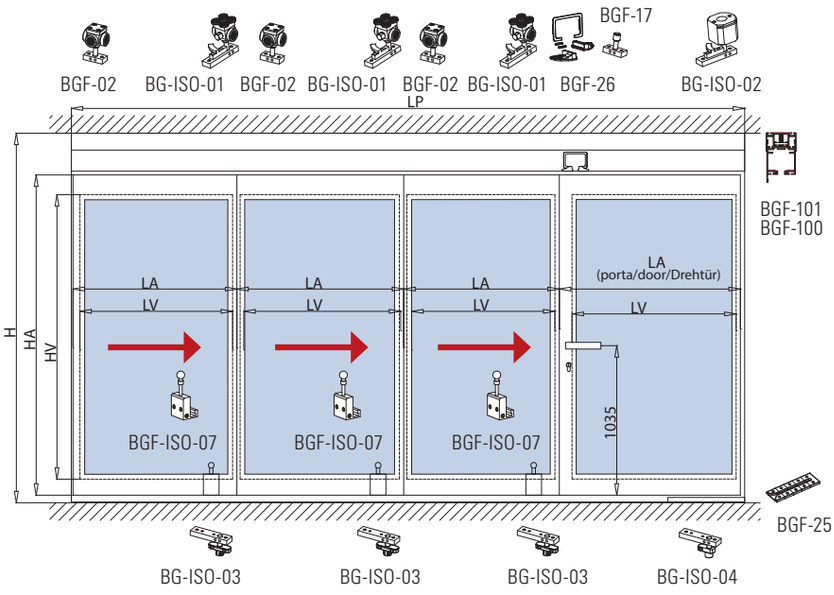

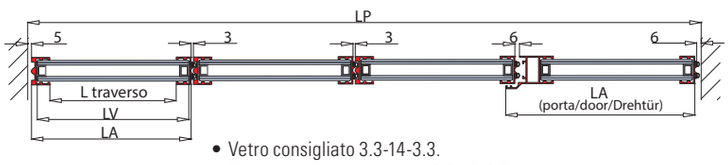

- Vetro consigliato 3.3-14-3.3.
- Suggested glass thickness 3.3-14-3.3.
- Empfohlene Glasdicke 3.3-14-3.3.

- Lavorazione montante porta per serratura.
- Vertical door Profile preparation for Lock.
- Drehtür Profil Bearbeitung für Schloss.

- Lavorazione montante anta per contro-serratura.
- Vertical sliding panel preparation for Lock's strike plate.
- Shiebeflügel Profil Bearbeitung für Schliessblech.

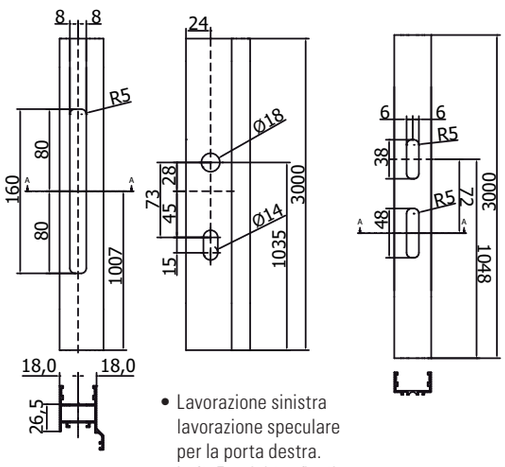

- Lavorazione sinistra lavorazione speculare per la porta destra.
- Left. For right reflecting preparation.
- Links. Für Rechts Spiegelbildlich Bearbeitung.

xme426

AN	At	N	LP	LA	LV	H	HV
Alluminio anodizzato	Arie totali	Numero ante	Luce larghezza passaggio totale	Larghezza ante	L arghezza vetro	Altezza passaggio luce	Altezza vetro
Aluminium anodized	Total clearances	Numbers panels	Clear opening width	Panel width	Glass width	Clear opening heigh	Glass height
Aluminium Silberfarbig	Summe alle Abstände Glas/Wand	Anzahl der Elemente	Lichte Durchgangsbreite	Flügelbreite	Glasbreite	Lichte Durchgangshöne	Glashöhe

BGF
BALCONGLAS FALCE
SISTEMA CON CANALINA | SYSTEMS WITH BOTTOM GUIDE | SYSTEM MIT BODENFÜHRUNG



- Sistema a pannelli mobili in vetro, impacchettabili senza la baia di parcheggio, con guida a terra, con profili anta senza fori nel vetro.
- Mobile glass panel system, with guide channel and without parking bay, panels provided in dimensions requested by the client, without holes in the glass.
- System mit beweglichen Glasmodulen, mit Bodenführung und ohne Parkraum, mit kundenspezifischen Flügelprofilen und ohne Glasbohrungen.

PRICE LIST NEWS 2017

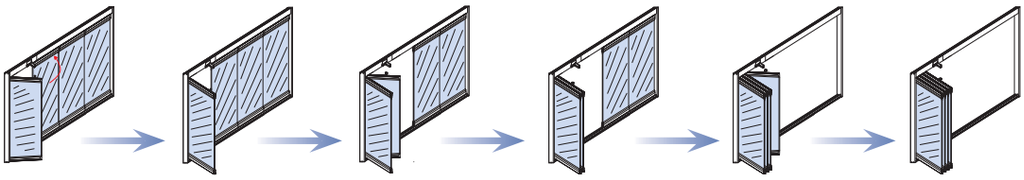

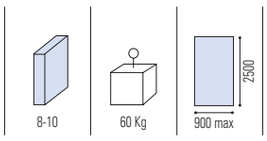

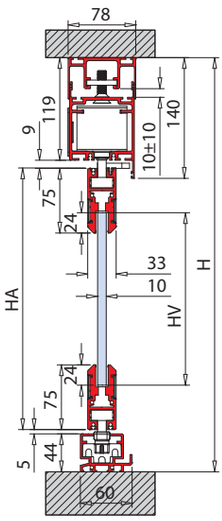

HV = H - 280

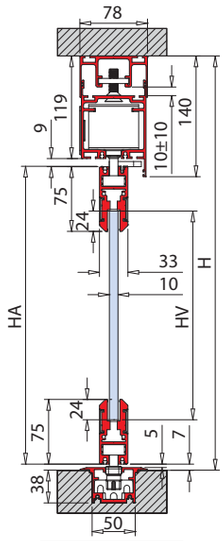

HV = H - 240

- **INCASSATA**
- **RECESSED**
- **VERSENKT**

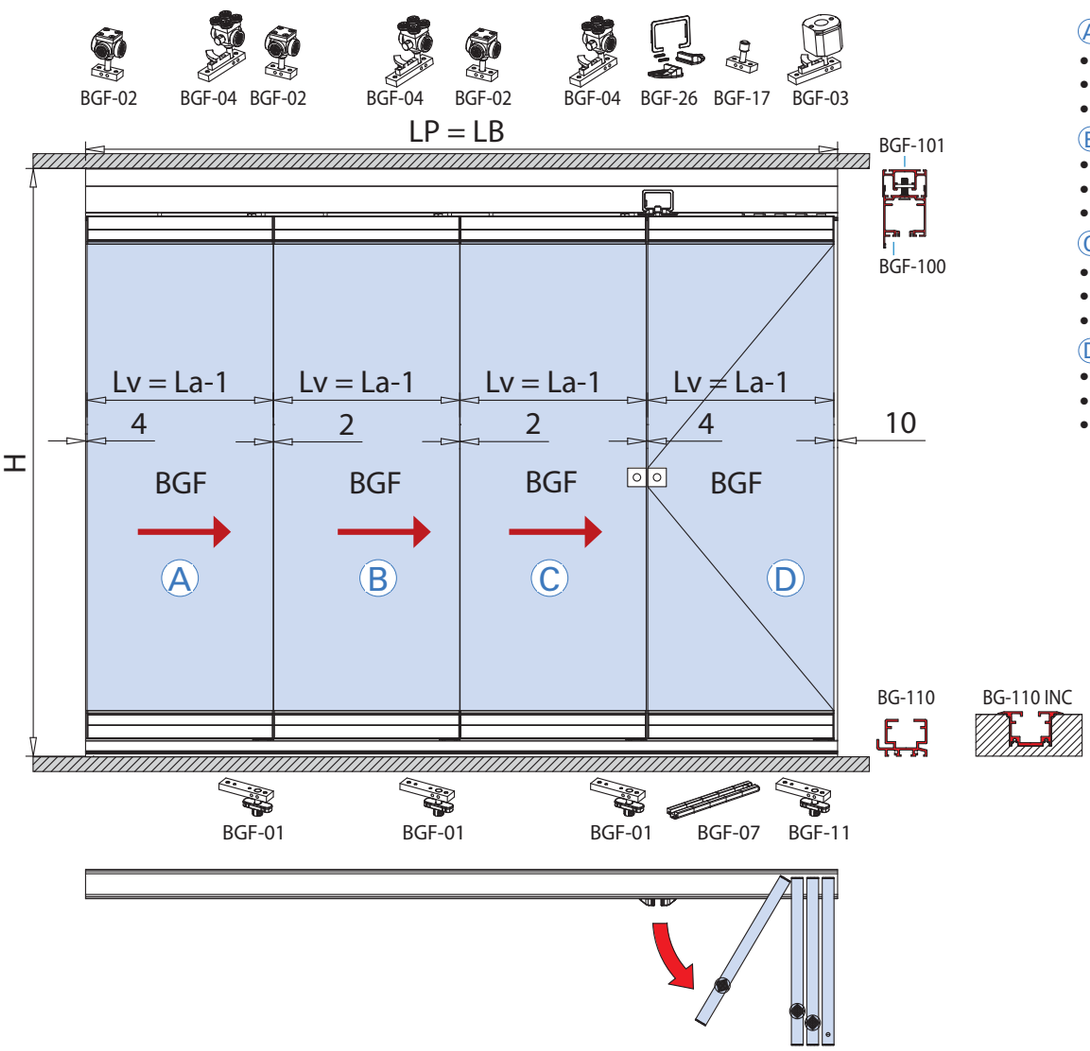

Ⓐ
- Ultima anta
- Last panel
- Letzter flügel

Ⓑ
- Anta intermedia
- Middle folding panel
- Mittiges Faltelement

Ⓒ
- Prima anta
- First panel
- Erster Faltelement

Ⓓ
- Porta laterale
- Lateral pivot door
- Seitentür

xme355

AN	At	N	LP	LA = LV	H	HV	HA
Alluminio anodizzato Aluminium anodized Aluminium Silberfarbig	Arie totali Total clearances Summe alle Abstände Glas/Wand	Numero ante Numbers panels Anzahl der Elemente	Passaggio luce Clear opening width Lichte Durchgangsbreite	Larghezza ante = Larghezza vetro Panel width = Glass width Flügelbreite = Glasbreite	Altezza passaggio luce Clear opening height Lichte durchgangshöhe	Altezza vetro Glass height Glashöhe	Altezza anta Door height Tür Höhe

BGF
BALCONGLAS PARK FALCE
SISTEMA SENZA CANALINA | SYSTEMS WITHOUT BOTTOM GUIDE | SYSTEM OHNE BODENFÜHRUNG

PATENT PENDING



- Sistema a pannelli mobili in vetro, impacchettabili senza la baia di parcheggio, senza la guida a terra, con profili anta, senza fori nel vetro.
- Mobile glass panel system, without guide channel and without parking bay, profiles provided in dimensions requested by the client, without holes in the glass.
- System mit beweglichen Glasmodulen ohne Bodenführung und ohne Parkraum, mit kundenspezifischen Flügelprofilen und ohne Glasbohrungen.

PRICE LIST NEWS 2017

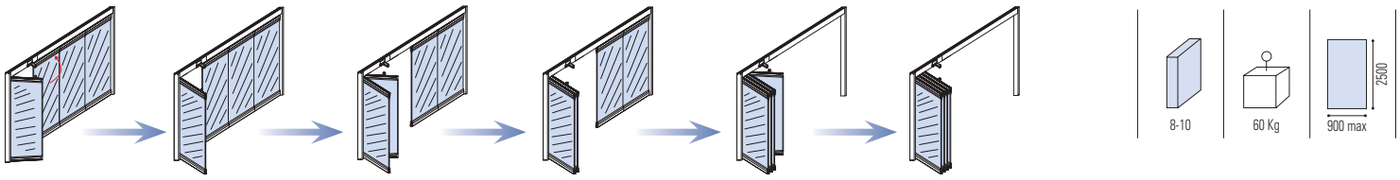

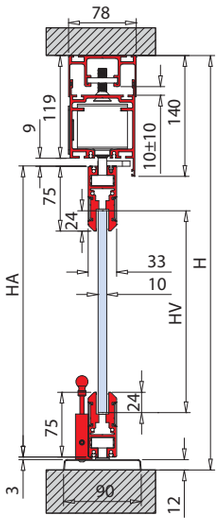

HV = H - 247

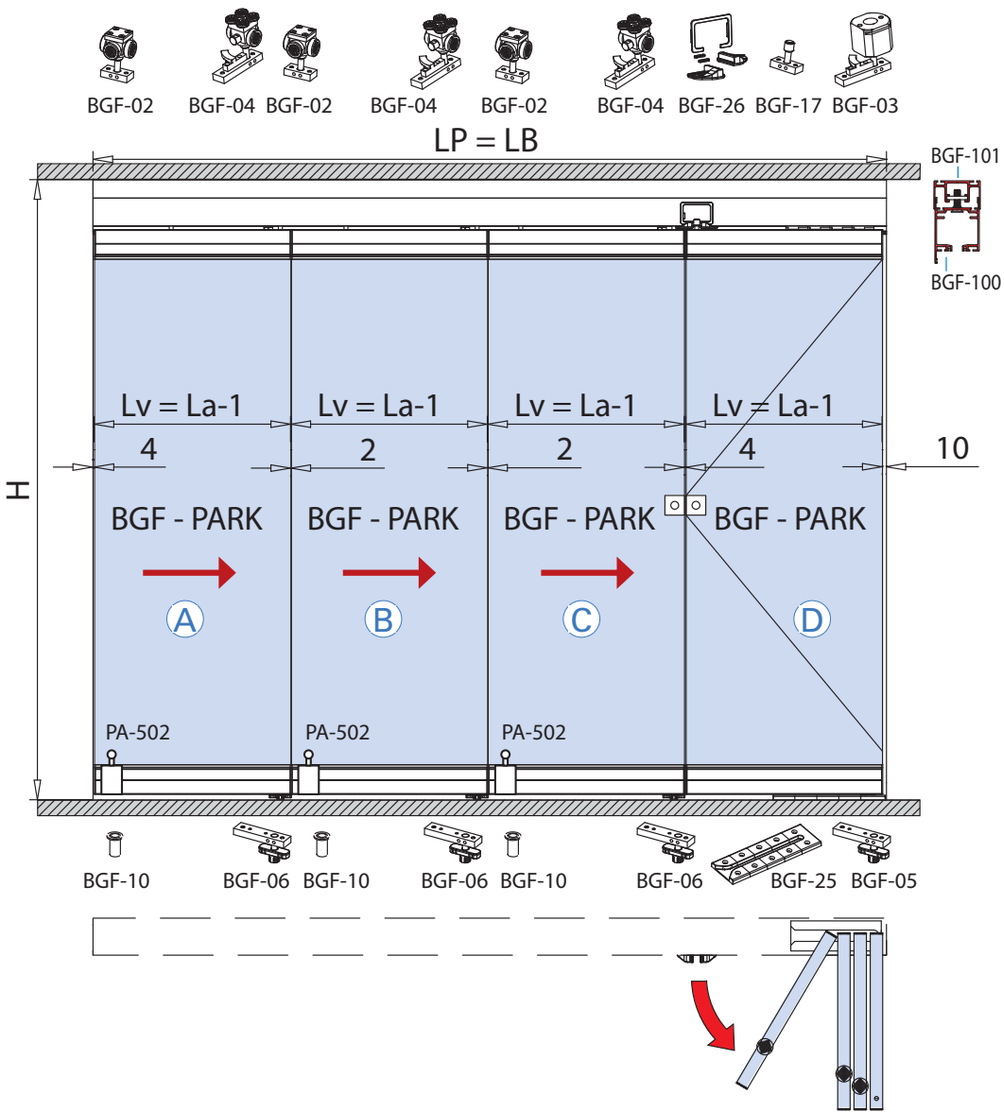

Ⓐ
- Ultima anta
- Last panel
- Letzter flügel

Ⓑ
- Anta intermedia
- Middle folding panel
- Mittiges Faltelement

Ⓒ
- Prima anta
- First panel
- Erster Faltelement

Ⓓ
- Porta laterale
- Lateral pivot door
- Seitentür

xme355

AN	At	N	LP	LA = LV	H	HV	HA
Alluminio anodizzato Aluminium anodized Aluminium Silberfarbig	Arie totali Total clearances Summe alle Abstände Glas/Wand	Numero ante Numbers panels Anzahl der Elemente	Passaggio luce Clear opening width Lichte Durchgangsbreite	Larghezza ante = Larghezza vetro Panel width = Glass width Flügelbreite = Glasbreite	Altezza passaggio luce Clear opening height Lichte durchgangshöhe	Altezza vetro Glass height Glashöhe	Altezza anta Door height Tür Höhe

SCORREVOLE TELESCOPICO
TELESCOPIC SLIDING SYSTEM
TELESKOP SCHIEBETÜRSYSTEM

LG-100
LOGGIAGLAS

- Sistema scorrevole telescopico studiato per balconi, logge e verande, ideale per proteggersi da vento e intemperie.
- Telescopic sliding system for balcony, Loggia and terrace, ideal for wind and weather protection.
- Teleskop Schiebetürsystem für Balkon und Loggiaverglasungen, ideal für Wind-und Wetterschutz.

LG-200
LOGGIAGLAS SET 2-3

- Sistema con guida a terra.
- Systems with bottom guide.
- System mit Bodenführung.

► C.78

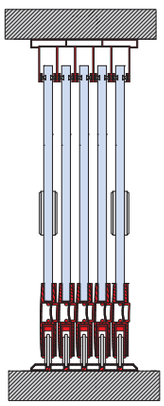

► C.80

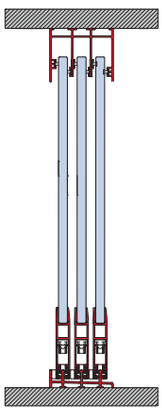

LG-200
LOGGIAGLAS SET 4

- Sistema con guida a terra.
- Systems with bottom guide.
- System mit Bodenführung.

▶ C.82

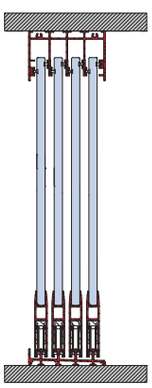

LG-200
LOGGIAGLAS SET 5

- Sistema con guida a terra.
- Systems with bottom guide.
- System mit Bodenführung.

▶ C.84

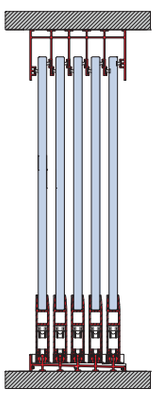

LG-100
LOGGIAGLAS

- Sistema scorrevole telescopico studiato per balconi, logge e verande, ideale per proteggersi da vento e intemperie.
- Telescopic sliding system for balcony, Loggia and terrace, ideal for wind and weather protection.
- Teleskop Schiebetürsystem für Balkon und Loggiaverglasungen, ideal für Wind-und Wetterschutz.

PRICE LIST 01/15/B
▶ 151-152

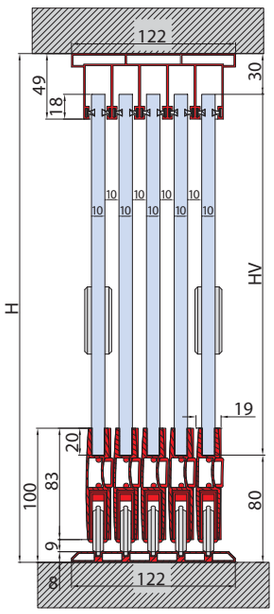

HV = H - 110

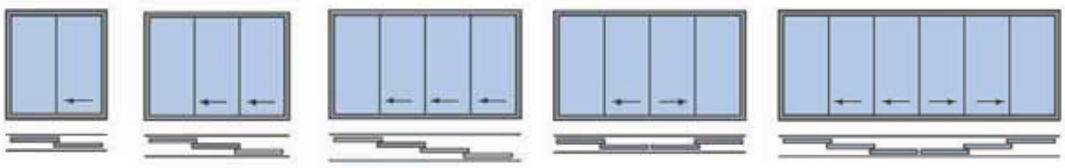

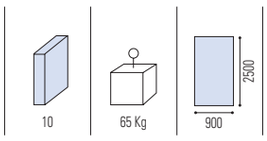

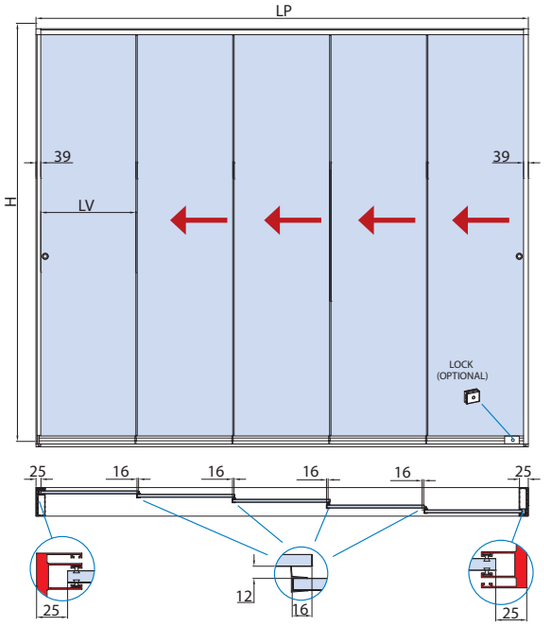

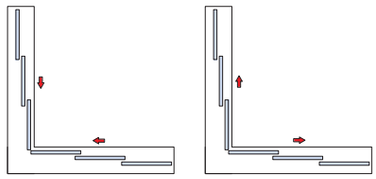

LV TOT = LP + (16 x 4) - (25 x 2)
LV = LV TOT / 5

MONTAGGIO | INSTALLATION | MONTAGE

①

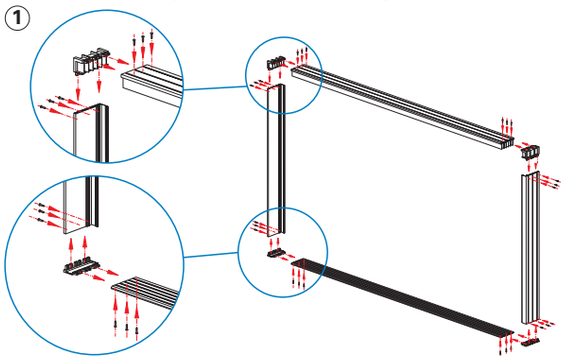

②

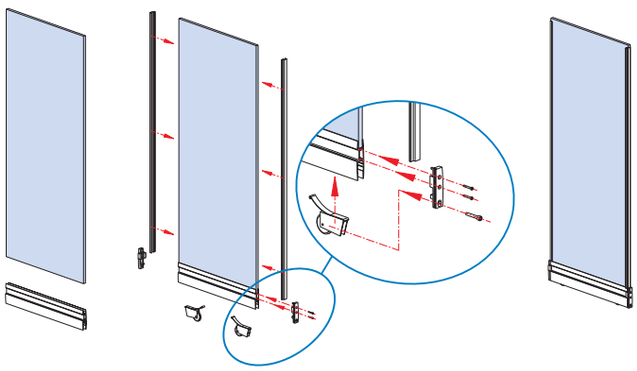

③

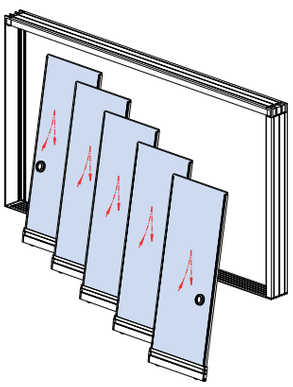

④

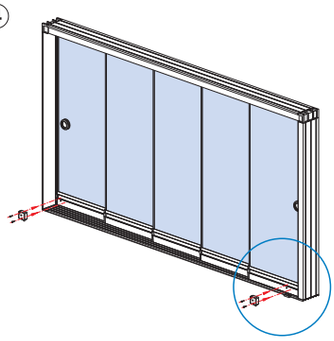

xme330

ACCESSORI | ACCESSORIES | ZUBEHÖR

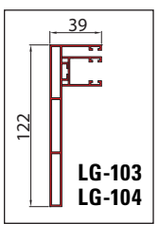

LG-101

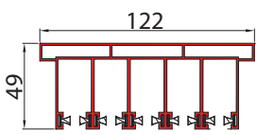

LG-102

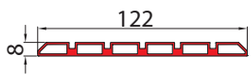

LG-108

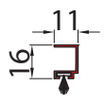

LG-111

- Auto bloccante per ante estremità
- Self-closing lock available for panels at both ends.
- Selbstschließschloss für Schiebetüren an beiden Enden verfügbar.

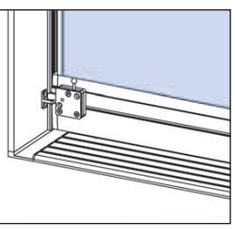

AN
Alluminio anodizzato
Aluminium anodized
Aluminium Silberfarbig

LP
Passaggio luce
Clear opening width
Lichte Durchgangsbreite

LV
Larghezza vetro
Glass width
Glasbreite

HV
Altezza vetro
Glass height
Glashöhe

H
Altezza passaggio luce
Clear opening height
Lichte durchgangshöhe

LG-200
LOGGIAGLAS SET 2-3

- **SISTEMA CON GUIDA A TERRA:** Sistema scorrevole telescopico studiato per balconi, logge e verande, ideale per proteggersi da vento e intemperie.
- **SYSTEMS WITH BOTTOM GUIDE:** Telescopic sliding system for balcony, Loggia and terrace, ideal for wind and weather protection.
- **SYSTEM MIT BODENFÜHRUNG:** Teleskop Schiebetürsystem für Balkon und Loggiaverglasungen, ideal für Wind-und Wetterschutz.

PRICE LIST NEWS 2017

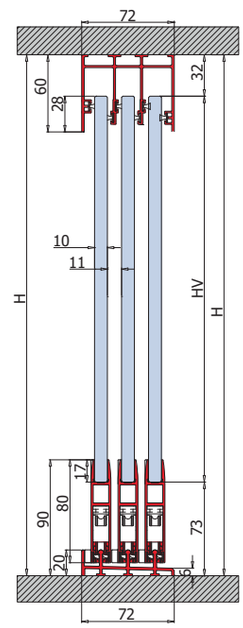

HV = H-105



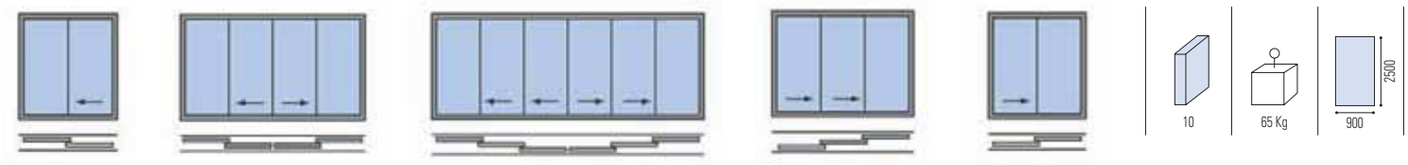

COMPONENTI | COMPONENTS | EINZELTEILE

LG-201

LG-202

LG-205

LG-211 LG-212

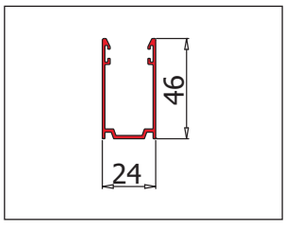

LG-208

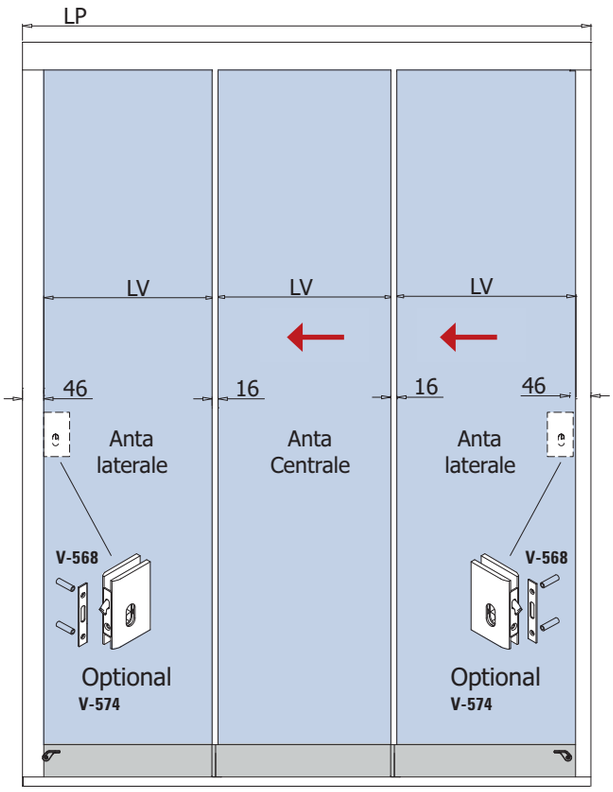

LG-209 DX/SX

LG-210

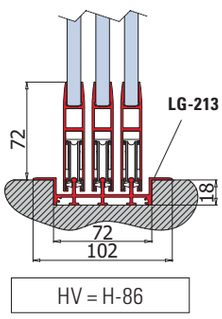

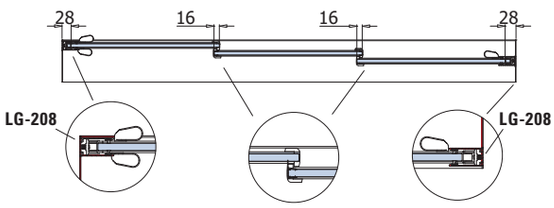

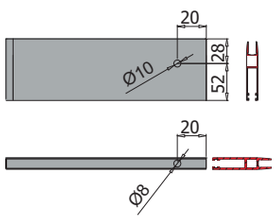

LG-200C1* / LG-200C2*
- Formula calcolo lunghezza ante **con** catenaccioli o serrature e **con** montanti laterali LG-208
- Calculation LV **with** locking bolts or locks and **with** "U" side profile LG-208.
- LV Berechnung **mit** Feststellriegel bzw. Schloss und **mit** „U"-seitlichem Profil LG-208

LV = LP / 3
LV Anta Laterale = LV + 3
LV Anta Centrale = LV - 37

LG-200
- Formula calcolo lunghezza ante **senza** catenaccioli o serrature e **senza** montanti laterali LG-208
- Calculation LV **without** locking bolts or locks and **without** "U" side profile LG-208.
- LV Berechnung **ohne** Feststellriegel bzw. Schloss und **ohne** „U"-seitliches Profil LG-208

LV = LP / 3
LV Anta Laterale = LV + 12
LV Anta Centrale = LV - 28

- Lavorazione profilo anta per catenacciolo LG-211 / LG-212.
- Preparation Panel's Profile for Locking bolt LG-211 / LG-212.
- Profilbearbeitung für Feststellriegel LG-211 / LG-212.

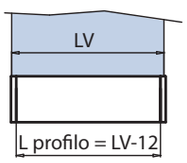

xme432b

C1* = **con** 1 catenacciolo | **with** 1 locking bolt | **mit** 1 Feststellriegel / **C2*** = **con** 2 catenaccioli 1 | **with** 2 locking bolts | **mit** 2 Feststellriegel

AN	LP	LV	HV	H
Alluminio anodizzato Aluminium anodized Aluminium Silberfarbig	Passaggio luce Clear opening width Lichte Durchgangsbreite	Larghezza vetro Glass width Glasbreite	Altezza vetro Glass height Glashöhe	Altezza passaggio luce Clear opening height Lichte durchgangshöhe

LG-200
LOGGIAGLAS SET 4

- **SISTEMA CON GUIDA A TERRA:** Sistema scorrevole telescopico studiato per balconi, logge e verande, ideale per proteggersi da vento e intemperie.
- **SYSTEMS WITH BOTTOM GUIDE:** Telescopic sliding system for balcony, Loggia and terrace, ideal for wind and weather protection.
- **SYSTEM MIT BODENFÜHRUNG:** Teleskop Schiebetürsystem für Balkon und Loggiaverglasungen, ideal für Wind-und Wetterschutz.

PRICE LIST NEWS 2017

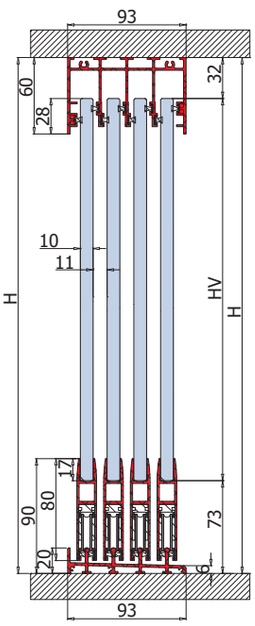

HV = H-105



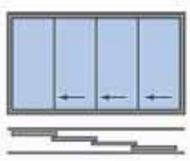
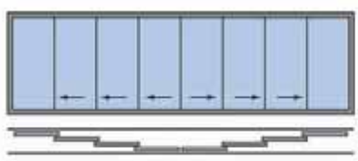
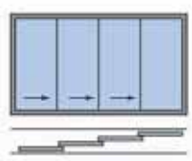

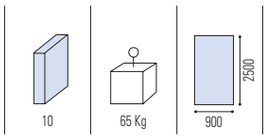

COMPONENTI | COMPONENTS | EINZELTEILE

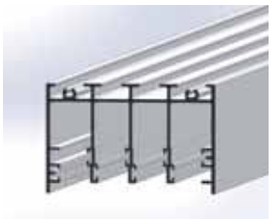

LG-206



LG-207

LG-205

LG-211 LG-212

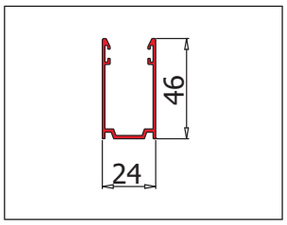

LG-208

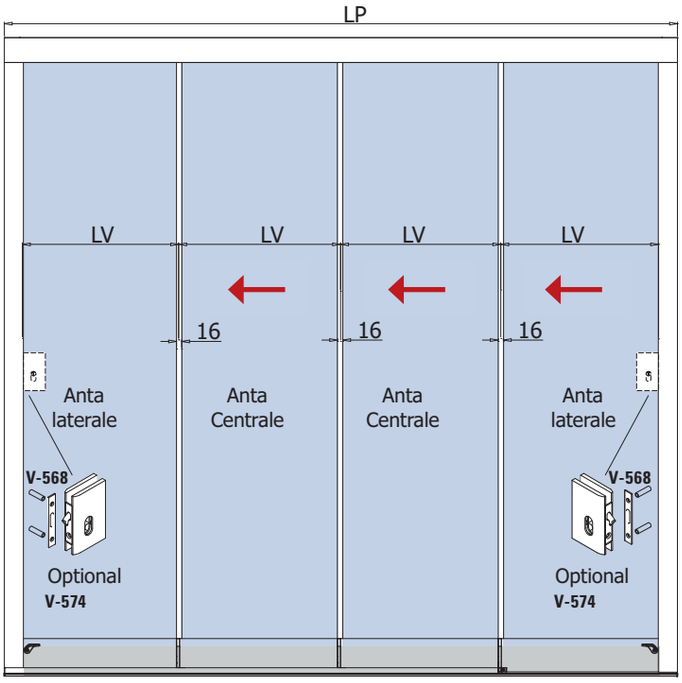

LG-209 DX/SX

LG-210

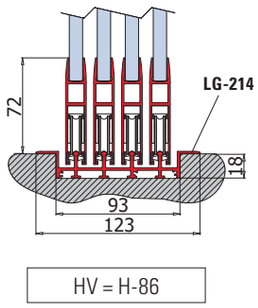

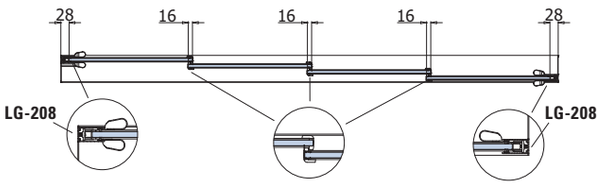

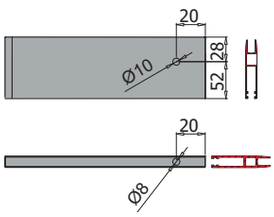

LG-200C1* / LG-200C2*
- Formula calcolo lunghezza ante **con** catenaccioli o serrature e **con** montanti laterali LG-208
- Calculation LV **with** locking bolts or locks and **with** "U" side profile LG-208.
- LV Berechnung **mit** Feststellriegel bzw. Schloss und **mit** „U"-seitlichem Profil LG-208

LV = LP / 4
LV Anta Laterale = LV + 16
LV Anta Centrale = LV - 24

LG-200
- Formula calcolo lunghezza ante **senza** catenaccioli o serrature e **senza** montanti laterali LG-208
- Calculation LV **without** locking bolts or locks and **without** "U" side profile LG-208.
- LV Berechnung **ohne** Feststellriegel bzw. Schloss und **ohne** „U"-seitliches Profil LG-208

LV = LP / 4
LV Anta Laterale = LV + 23
LV Anta Centrale = LV - 17

- Lavorazione profilo anta per catenacciolo LG-211 / LG-212.
- Preparation Panel's Profile for Locking bolt LG-211 / LG-212.
- Profilbearbeitung für Feststellriegel LG-211 / LG-212.

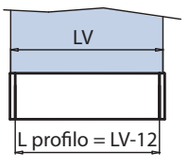

xme432c

C1* = **con** 1 catenacciolo | **with** 1 locking bolt | **mit** 1 Feststellriegel / **C2*** = **con** 2 catenaccioli 1 | **with** 2 locking bolts | **mit** 2 Feststellriegel

AN	LP	LV	HV	H
Alluminio anodizzato Aluminium anodized Aluminium Silberfarbig	Passaggio luce Clear opening width Lichte Durchgangsbreite	Larghezza vetro Glass width Glasbreite	Altezza vetro Glass height Glashöhe	Altezza passaggio luce Clear opening height Lichte durchgangshöhe

LG-200
LOGGIAGLAS SET 5

- **SISTEMA CON GUIDA A TERRA:** Sistema scorrevole telescopico studiato per balconi, logge e verande, ideale per proteggersi da vento e intemperie.
- **SYSTEMS WITH BOTTOM GUIDE:** Telescopic sliding system for balcony, Loggia and terrace, ideal for wind and weather protection.
- **SYSTEM MIT BODENFÜHRUNG:** Teleskop Schiebetürsystem für Balkon und Loggiaverglasungen, ideal für Wind-und Wetterschutz.

PRICE LIST NEWS 2017

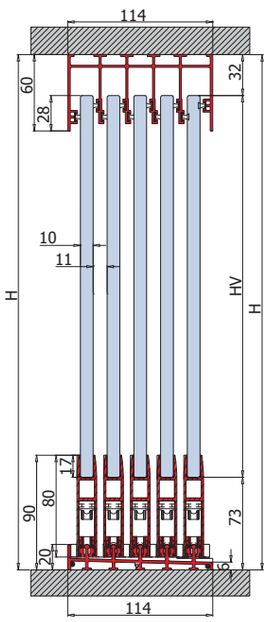

HV = H-105



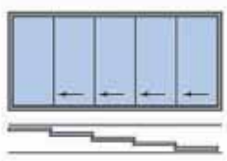
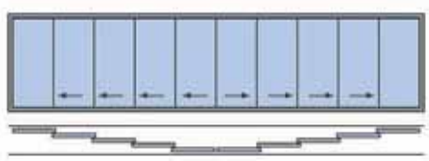
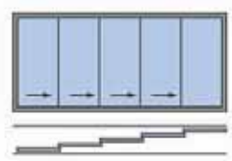
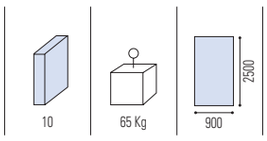

COMPONENTI | COMPONENTS | EINZELTEILE

LG-203

LG-207

LG-205

LG-211 LG-212

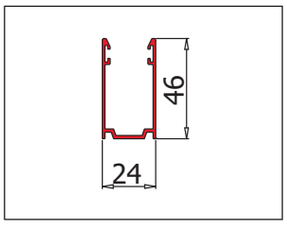

LG-208

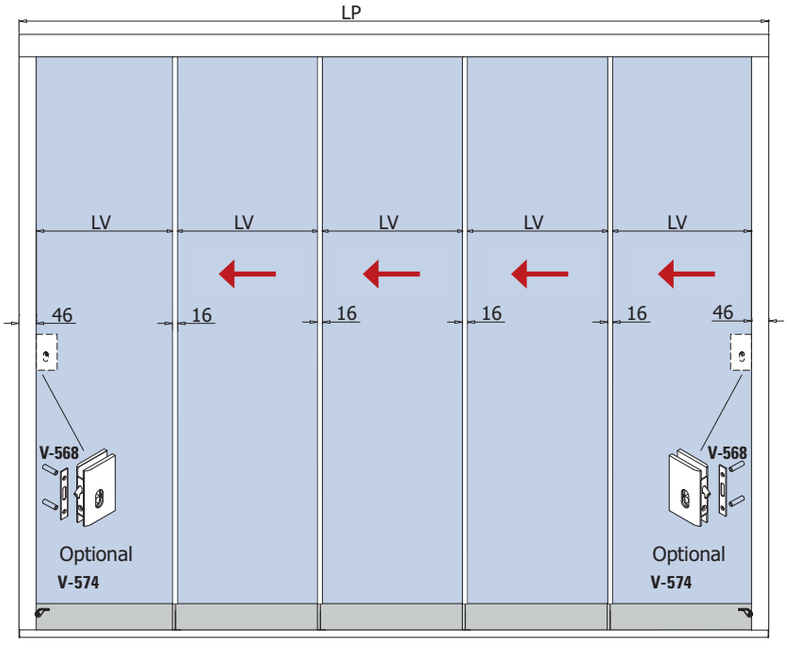

LG-209 DX/SX

LG-210

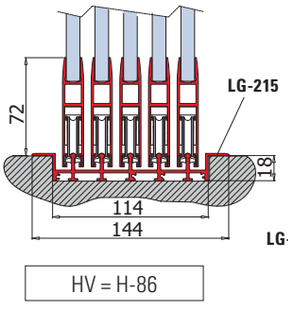

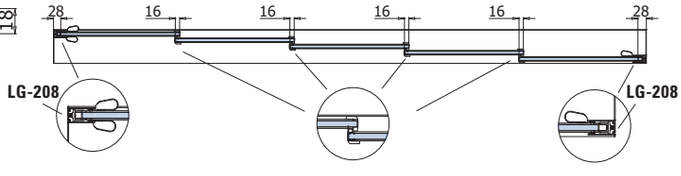

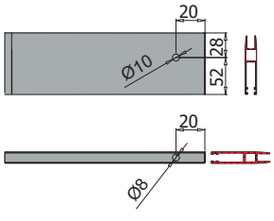

LG-200C1* / LG-200C2*
- Formula calcolo lunghezza ante **con** catenaccioli o serrature e **con** montanti laterali LG-208
- Calculation LV **with** locking bolts or locks and **with** "U" side profile LG-208.
- LV Berechnung **mit** Feststellriegel bzw. Schloss und **mit** „U"-seitlichem Profil LG-208

LV = LP / 5
LV Anta Laterale = LV + 23
LV Anta Centrale = LV - 17

LG-200
- Formula calcolo lunghezza ante **senza** catenaccioli o serrature e **senza** montanti laterali LG-208
- Calculation LV **without** locking bolts or locks and **without** "U" side profile LG-208.
- LV Berechnung **ohne** Feststellriegel bzw. Schloss und **ohne** „U"-seitliches Profil LG-208

LV = LP / 5
LV Anta Laterale = LV + 29
LV Anta Centrale = LV - 11

- Lavorazione profilo anta per catenacciolo LG-211 / LG-212.
- Preparation Panel's Profile for Locking bolt LG-211 / LG-212.
- Profilbearbeitung für Feststellriegel LG-211 / LG-212.

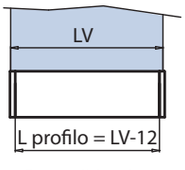

xme432a

C1* = **con** 1 catenacciolo | **with** 1 locking bolt | **mit** 1 Feststellriegel / **C2*** = **con** 2 catenaccioli 1 | **with** 2 locking bolts | **mit** 2 Feststellriegel

AN	LP	LV	HV	H
Alluminio anodizzato Aluminium anodized Aluminium Silberfarbig	Passaggio luce Clear opening width Lichte Durchgangsbreite	Larghezza vetro Glass width Glasbreite	Altezza vetro Glass height Glashöhe	Altezza passaggio luce Clear opening height Lichte durchgangshöhe

- Le informazioni tecniche in questo catalogo potrebbero non sempre corrispondere con gli attuali colori, misure e dimensioni. Noi perseguiamo una politica di costante innovazione e miglioramento e ci riserviamo il diritto di modificare specifiche e disponibilità senza preavviso. Non abbiamo nessuna responsabilità per errori di stampa che possono essere occorsi nella realizzazione di questo catalogo. Essendo questo solo un catalogo grafico per la foratura del vetro bisogna fare riferimento al manuale tecnico.

- Please note that the technical information included in this catalogue may not always precisely correspond with actual colours, measurements and dimensions. Wer persue a policy of constant updating and improvement and reserve the right to alter specification and availability without notice. We take no responsibility for any printing errors that might be occurred in the completion of this catalogue.

- Die in diesem Katalog angegeben Maße, Abbildungen und Angaben, sind unverbindlich. Modelländerungen, Konstruktionsverbesserungen und Maßänderungen behalten wir uns vor. Erfahrungsgemäss können Drückfarben nicht immer den Farbton original getreu wiedergeben. Farbabweichungen sind daher möglich. Für Druckfehler wie auch übrige Fehler welche bei Erstellung dieses Kataloges entstanden sind, ist jede Haftung ausgeschlossen.

METALGLAS BONOMI srl
Via Montini, 106/A - 25067 Lumezzane S.A. (Brescia) Italy
Ph. +39 030 829910 - Fax +39 030 8920970 - www.metalglas.it - info@metalglas.it