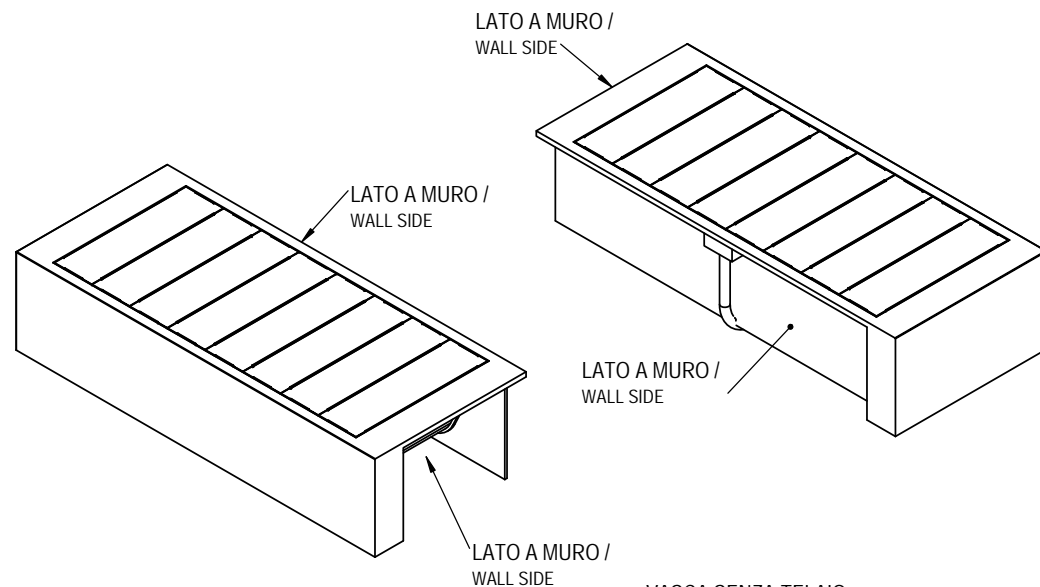


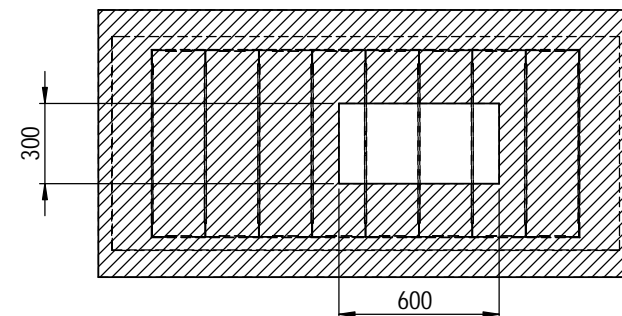
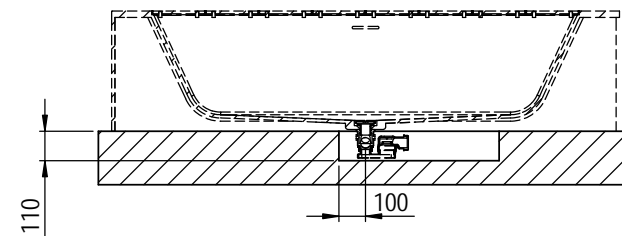
Vasca assemblata in Corian, troppo pieno interno, sifone e piletta up-down compreso. Spigoli interni arrotondati. Doghe HPL Polaris.  
Assembled bathtub in Corian, internal overflow, trap and drain system included. Round edge inside. Shower tray slats in HPL Polaris.  
Aufgebaute Badewanne aus Corian, innere Ablaufgarnitur, Siphon und Abfluss up-down inklusiv. Abgerundete innere Kante.  
Latten aus HPL Polaris

Baignoire assemblée en Corian, trop-plein interne, avec siphon et vidage up-down. Arêtes internes arrondies. Lattes en HPL Polaris.  
Bañera ensamblada en Corian, desagüe interno, sifón y válvula de desagüe up-down incluidos. Esquinas internas redondeadas.  
Paneles de plato ducha en HPL Polaris.



VASCA SENZA TELAIO  
BATHTUB WITHOUT STEEL FRAME

DIMENSIONI FORO PER SIFONE  
HOLE DIMENSIONS FOR SIPHON INSTALLATION



<b>REXA</b> DESIGN		Cod. Art.: <b>27VD4043</b>	Descriz.: Vasca Doccia L.190 P.80 H.45 angolo dx
		Modello:	Descriz.: <b>CORIAN</b>
Autore: Uff. Tek. REXA	Data: <b>03-09-2018</b>	Cod. Dis.:	Misure/Size: mm. L. 1900 P. 800 H. 450
Foglio: <b>A3</b>	Scala: <b>1:15</b>		Finitura: Finish:
Il presente disegno è di proprietà di REXA DESIGN. Si fa divieto a chiunque di riprodurlo o renderlo noto a terzi senza nostra autorizzazione scritta. This drawing is of REXA DESIGN properties. It is forbidden to reproduce or disclosed to third parties without our written authorization. Viste proiettate metodo Europeo Misure espresse in millimetri [Pollici] - Views projected European method Dimensions in mm [inch]			