

# WRAS<sup>®</sup>

Water Regulations Advisory Scheme

*This certifies that*

**DOUGLAS DELABIE**

---

*has had the undermentioned product examined, tested  
and found, when correctly installed, to comply with  
the requirements of the United Kingdom Water Supply  
(Water Fittings) Regulations/Scottish Water Byelaws.*

**SPORTING 714700, 714701, 714700GR & 714701GR SHOWER PANELS**

*This certificate by itself is not evidence of a valid WRAS Approval. Confirmation of the current  
status of an approval must be obtained from the WRAS Directory ([www.wras.co.uk/directory](http://www.wras.co.uk/directory))*


*The product so mentioned will be listed in the  
Water Fittings and Materials Directory  
for a period until:*

**31      MARCH      2018**


---

**1303023**

*Certificate No.*



*Chairman, Test and Assessment Group*



*Secretary*

**WRAS**  
**APPROVED  
PRODUCT**

- 3 MAY 2013



Approval No: 1303023

2<sup>nd</sup> May 2013

Douglas Delabie  
7 Henderson House  
Hithercroft Road  
Wallingford  
Oxfordshire  
OX10 9DG

Dear Sir/Madam

## **SHOWER OUTLETS**

1. Samples of the fittings or units described below have been subjected to relevant tests and examinations contained in the "Regulators' specifications", and after considering the test reports the Technical Committee's Product Assessment Group (PAG) of the Water Regulations Advisory Scheme (WRAS or "the Scheme") finds that the fittings or units so described comply with, and their use when correctly installed, does not contravene the requirements of The Water Supply (Water Fittings) Regulations 1999, The Water Byelaws 2004 Scotland, and Water Supply (Water Fittings) Regulations (Northern Ireland) 2009.

**1303023**

## **SHOWER OUTLETS**

**1650**

IRN R001, R040

Tradename:

'Sporting' range of shower panels with brass shower heads and NBR 'O' rings. The units are operated via a push button. The inlet incorporates a single check valve (suitable for backflow protection against fluid category 2).

Maximum working pressure 5.0 bar. Maximum operating temperature 60°C.

Size: ½" BSP male inlet

Model: Sporting 714700: Shower Panel satin chrome finish.  
Sporting 714701: Shower Panel white epoxy finish.  
Sporting 714700GR: Shower Panel with spray grid and satin chrome finish.  
Sporting 714701GR: Shower Panel with spray grid and white epoxy finish.

Marking: 'Delabie' on push button


Manufacturer: Delabie SCS

Factor: Douglas Delabie

2. Installation Requirements & Notes are set out on Page 3.
3. Fittings or units (and any non-metallic components contained within them) are re-assessed and, where necessary, retested every 5 years. You will be advised when your product is due for re-assessment. The extent of any retesting required for a product will be at the discretion of the Technical Manager.
4. **Acceptance for listing entitles you to identify your product with the Scheme's "WRAS" Mark. The use of the Mark will make the identification easier of the approved products by Water Undertakers.** Copies of the 'Mark' are available on request for the purposes of producing artwork.
5. Manufacturers or applicants may only quote in their sales literature, terms used in this letter when indicating the decision of the Group in respect to their fittings or units, namely that the **Product Assessment Group of the Scheme finds that the use of these fittings or units, when correctly installed, will not contravene the requirements of The Water Supply (Water Fittings) Regulations 1999, The Water Byelaws 2004 Scotland or The Water Regulations (Northern Ireland) 2009 and that a reference to the fittings or units will be included in the Scheme's Water Fittings and Materials Directory:** this may be abbreviated to "Water Regulations Advisory Scheme - Approved Product" or "WRAS - Approved Product".
6. Since the incorrect installation of water fittings could result in contravention of the Regulations or Byelaws requirements, **the attention of your customers should be drawn to any Installation Requirements for Regulations or Byelaws compliances set out on Page 3.**
7. Would you please supply the Scheme with a copy of any of your company's literature which may or will make reference to the Scheme's decisions about the products and/or quotes any of the installation requirements.
8. A condition of listing is that **no modification to the fittings or units described above shall be made without first notifying the Scheme** and submitting to the Scheme details of the modification and, if so required, samples of the fittings or units as so modified for consideration by the Scheme's Product Assessment Group. Failure to comply with this condition may result in the removal from the Water Fittings and Materials Directory of the entry relating to the fittings or units in question.
9. Your products are required to be replicas of the samples described above, and the right is reserved to carry out quality surveillance inspections of your production arrangements, reasonable written notice of which will be given.
10. Please note that the use of the items described in any particular area of supply is at the discretion of the local Water Undertaking.

11. Manufacturers or factors having appliances or units referred to in the Scheme's Directory which incorporate individually approved components and materials are asked to ensure that such components and materials continue to be approved and/or listed in the Directory, during the current period of approval of their appliance. This may require modifications to approved appliances to ensure their retention in the Scheme's Directory. The Scheme must be informed of any such modifications, (see paragraph 8).
12. You are asked to verify the details of your product as set out in Paragraph 1 and advise us of any discrepancies.

Yours sincerely



Jason Furnival  
Secretary, Product Assessment Group

## INSTALLATION REQUIREMENTS & NOTES

You are advised to draw customers' attention to the installation requirements and notes set out below which must be followed to ensure that the fittings described above are installed in accordance with the requirements of the Regulations and Byelaws:

### IRN R001

See text of entry for Installation Requirements or Notes.

### IRN R040      **Schedule 2-15 (1)**

The fitting shall be installed so that its outlet discharges above the spill-over level of any fixed appliance as indicated below: -

#### **For backflow protection in domestic premises or installations up to, and including, Fluid Category 3.**

1. Size of tap or combination fitting.	2. Vertical distance of outlet above spill-over level.
1. not exceeding ½in	20mm
2. exceeding ½in but not exceeding ¾in	25mm
3. exceeding ¾in	70mm

If the fitting cannot be installed as indicated in the table it shall be installed: -

- a) with an approved double check valve assembly or some other no less effective backflow prevention device immediately upstream of the inlet; or

- b) so that it draws water by gravity only from a cistern, or cylinder having a permanently open vent pipe, and the distributing pipe supplies no other fittings (other than a draining tap) at a lower level.

**For backflow protection in premises or installations up to, and including Fluid Category 5.**

The vertical distance of the outlet above the spill-over level shall be not less than 20 mm or twice the diameter of the inlet pipe to the fitting, whichever is the greater.

If the fitting cannot be installed as indicated it shall be installed with a backflow prevention arrangement suitable for the Fluid Category.

PAG. 1303023